

THESE SECURITIES MAY NOT BE SOLD OR OFFERS TO BUY THE SAME BE ACCEPTED UNTIL A PERMIT TO OFFER TO SELL SECURITIES HAS BEEN ISSUED BY THE SECURITIES AND EXCHANGE COMMISSION. THIS PRELIMINARY OFFER SUPPLEMENT IS SUBJECT TO CHANGE/COMPLETION AND SHALL NOT CONSTITUTE AN OFFER TO SELL OR BE CONSIDERED A SOLICITATION OF AN OFFER TO BUY.



PRELIMINARY OFFER SUPPLEMENT

**Up to ₱7,000,000,000.00 Fixed Rate Bonds
with an Oversubscription Option of up to ₱3,000,000,000.00**
Third Tranche under its ₱30,000,000,000.00 Debt Securities Program

Series D: [●]% 5-Year Bonds Due 2027

Series E: [●]% 7-Year Bonds Due 2029

Offer Price: 100% of Face Value

*to be listed and traded on the
Philippine Dealing & Exchange Corp.*



Joint Issue Managers



Joint Bookrunners and Joint Lead Underwriters



[Selling Agents]

The date of this Preliminary Offer Supplement is 05 January 2022

A REGISTRATION STATEMENT RELATING TO THESE SECURITIES WAS FILED WITH THE SECURITIES AND EXCHANGE COMMISSION ("SEC") AND WAS RENDERED EFFECTIVE COVERING ₱30.0 BILLION OF SECURITIES. OF SUCH AMOUNT, ₱8.0 BILLION OF SECURITIES WERE ISSUED ON 16 MARCH 2021 AND ₱12.0 BILLION OF SECURITIES WERE ISSUED ON 02 DECEMBER 2021. THESE REGISTRATION STATEMENTS ARE ACCESSIBLE AT [HTTPS://ABOITIZPOWER.COM/WP-CONTENT/UPLOADS/ABOITIZPOWER-REGISTRATION-STATEMENT-FOR-THE-FIRST-TRANCHE-OF-BONDS.PDF](https://aboitizpower.com/wp-content/uploads/aboitizpower-registration-statement-for-the-first-tranche-of-bonds.pdf)

THE SEC HAS NOT APPROVED THESE SECURITIES OR DETERMINED IF THIS PRELIMINARY OFFER SUPPLEMENT IS ACCURATE OR COMPLETE. THE COMPANY TAKES FULL RESPONSIBILITY FOR THE ACCURACY, COMPLETENESS, AND TIMELINESS OF THE INFORMATION CONTAINED HEREIN. ANY REPRESENTATION TO THE CONTRARY IS A CRIMINAL OFFENSE AND SHOULD BE REPORTED IMMEDIATELY TO THE SEC.

Preliminary Offer Supplement



(A corporation duly organized and existing under Philippine laws)

ABOITIZ POWER CORPORATION
32nd STREET, BONIFACIO GLOBAL CITY
1634 TAGUIG CITY, METRO MANILA, PHILIPPINES
TELEPHONE NUMBER: (632) 8886-2800

This Preliminary Offer Supplement (this “**Offer Supplement**”) relates to the offer by Aboitiz Power Corporation (“**AboitizPower**”, the “**Issuer**”, or the “**Company**”) of bonds in the principal amount of up to ₱7,000,000,000.00 (the “**Base Offer**”), with an oversubscription option of up to ₱3,000,000,000.00 (the “**Oversubscription Option**” together with the Base Offer, the “**Offer**” or the “**Third Tranche Bonds**”) to be issued as the third tranche of the Issuer’s ₱30,000,000,000.00 Debt Securities Program (the “**Debt Securities Program**”). In case the Oversubscription Option is partly exercised or not exercised at all during the Offer Period (as defined below), the Third Tranche Bonds under Oversubscription Option that will not be taken up or exercised during the Offer Period will remain under the Debt Securities Program and may be issued in tranches within three years from the date of the effectivity of the registration statement covering the Debt Securities Program (the “**Shelf Period**”), subject to any extension as may be granted by the SEC.

The Debt Securities Program was authorized by a resolution of the Board of Directors of the Company dated 14 December 2020. A registration statement covering the Debt Securities Program was filed by the Company on 18 December 2020 and was rendered effective by the Securities and Exchange Commission (“**SEC**”) through an Order of Registration and Certificate of Permit to Offer Securities for Sale, SEC MSRD Order No. 3, Series of 2021, dated 01 March 2021 (the “**Shelf Registration**”). The first tranche under the Debt Securities Program in the aggregate principal amount of ₱8,000,000,000.00 was issued on 16 March 2021 with a fixed interest rate of 3.8224% per annum under a prospectus dated 26 February 2021 (the “**Prospectus**”) and a permit to sell issued by the SEC on 01 March 2021. The second tranche under the Debt Securities Program in the aggregate principal amount of ₱12,000,000,000.00 (consisting of series B and C bonds with fixed interest rates of 3.9992% and 5.0283% per annum, respectively), was issued on 02 December 2021 under an offer supplement dated 12 November 2021.

The Series D Third Tranche Bonds shall have a term of five (5) years from the Issue Date, or on [●], with a fixed interest rate of [●]% per annum and an early redemption starting on the third (3rd) and fourth (4th) anniversary of such Series D Third Tranche Bonds and every interest date payment thereafter, and in each case, the immediately succeeding Banking Day if such date is not a Banking Day (the “**Series D Bonds**”). The Series E Third Tranche Bonds shall have a term of seven (7) years from the Issue Date, or on [●], with a fixed interest rate [●]% per annum and an optional redemption starting on the fourth (4th), fifth (5th), and sixth (6th) anniversary of such Series E Third Tranche Bonds and every interest date payment thereafter, and in each case, the immediately succeeding Banking Day if such date is not a Banking Day (the “**Series E Bonds**”). Interest on the Third Tranche Bonds shall be payable [quarterly in arrear] on [●] of each year while such Third Tranche Bonds are outstanding, or the subsequent Banking Day without adjustment if such Interest Payment Date is not a Banking Day. The last Interest Payment Date shall fall on the relevant Maturity Dates of the Third Tranche Bonds (see “Description of the Offer” – “*Interest*” on page [●] of this Offer Supplement).

The Third Tranche Bonds shall be repaid at maturity at par (or 100% of face value) on the relevant Maturity Dates, unless the Company exercises its early redemption option in accordance with the conditions therefor (see “Description of the Offer” – “*Redemption and Purchase*” on pages [●] of this Offer Supplement).

Upon issuance, the Third Tranche Bonds shall constitute the direct, unconditional, unsecured and unsubordinated Peso denominated obligations of the Issuer and shall rank *pari passu* and ratably without any preference or priority amongst themselves and at least *pari passu* in priority of payment with all other present and future unsecured and unsubordinated obligations of the Issuer, other than (i) obligations preferred by law, (ii) any obligation incurred by the Issuer pursuant to Section [4.1(k)] of the Trust Agreement or as may be allowed by the Trust Agreement, and (iii) other Indebtedness or obligations disclosed by the Issuer to the Trustee as of Issue Date. The Third Tranche Bonds shall effectively be subordinated in right of payment to, among others, all of AboitizPower's secured debts to the extent of the value of the assets securing such debt and all of its debt that is evidenced by a public instrument under Article 2244(14) of the Civil Code of the Philippines, unless the Issuer procures a waiver of the preference created by such notarization or equally and ratably extend such preference to the Bonds (see "Description of the Offer" – "Ranking" on page [●] of this Offer Supplement).

The Third Tranche Bonds have been rated PRS [●] with a Stable Outlook by Philippine Rating Services Corporation ("PhilRatings") on [●]. PRS [●] is the [●] rating assigned by PhilRatings. Obligations rated PRS [●] are [●].

A rating is not a recommendation to buy, sell or hold securities and may be subject to revision, suspension or withdrawal at any time by the assigning rating organization.

The Third Tranche Bonds are offered to the public at face value through the Joint Issue Managers, and Joint Bookrunners and Joint Lead Underwriters named below with the Philippine Depository & Trust Corp. ("PDTC") as the Registrar of the Third Tranche Bonds. The Third Tranche Bonds shall be issued in minimum denominations of ₱50,000.00 each, and in integral multiples of ₱10,000.00 thereafter. The Third Tranche Bonds shall be traded in denominations of ₱10,000.00 in the secondary market.

AboitizPower intends to list the Third Tranche Bonds on a securities exchange licensed with the Securities and Exchange Commission ("SEC") and has initiated discussions with the Philippine Dealing & Exchange Corporation ("PDEX") for this purpose. However, there is no assurance that such a listing will actually be achieved either before or after the Issue Date or whether such a listing will materially affect the liquidity of the Third Tranche Bonds on the secondary market. Such listing would be subject to the Company's execution of a listing agreement with PDEX that may require the Company to make certain disclosures, undertakings and payments on an ongoing basis.

AboitizPower expects to raise gross proceeds of ₱7,000,000,000.00 from the Base Offer and ₱10,000,000,000.00 assuming the full exercise of the Oversubscription Option. The net proceeds from the Base Offer are estimated to be ₱6,902,859,500.00, or ₱9,864,998,600.00 assuming the full exercise of the Oversubscription Option, after deducting fees, commissions, and expenses relating to the issuance. Proceeds of the Offer shall be used by the Issuer to fund future renewable energy projects and for the early redemption of the series B bonds issued by the Company on 12 October 2018, which are discussed further in the section entitled "Use of Proceeds" on page [●] of this Offer Supplement. The Joint Bookrunners and Joint Lead Underwriters shall receive an aggregate fee of up to [0.35%] on the final aggregate nominal principal amount of the Third Tranche Bonds issued, which is inclusive of underwriting fees and selling commissions to be paid.

After the close of the Offer and within three (3) years following the date on which the Debt Securities Program is rendered effective, the Company may, at its sole discretion, offer any or all of the remaining balance of the aggregate principal amount of Bonds covered by the Debt Securities Program, in one or more subsequent tranches under Rule 8.1.2 of the Implementing Rules and Regulations of the SRC.

However, there can be no assurance in respect of: (i) whether AboitizPower would issue such Bonds at all; (ii) the size or timing of any individual issuance or the total issuance of such Bonds; or (iii) the specific terms and conditions of any such issuance. Any decision by AboitizPower to offer such Bonds will depend on a number of factors at the relevant time, many of which are not within AboitizPower's control, including but not limited to: prevailing interest rates, the financing requirements of AboitizPower's business and prospects, market liquidity and the state of the domestic capital market, and the Philippine, regional and global economies in general.

All disclosures, reports, and filings of the Company and submitted to the SEC, PSE, and the PDEX pursuant to the Revised Corporation Code, the Securities Regulation Code, and the Revised Disclosure Rules of the PSE and the Disclosure Rules of the PDEX (“**Company Disclosures**”), and information contained in the Prospectus are deemed incorporated by reference in this Offer Supplement. Copies of the Company Disclosures may be viewed at the website of the Company at: <https://aboitizpower.com/investors/disclosures>. Investors should review all information contained in the Prospectus, this Offer Supplement, and the Company Disclosures.

AboitizPower confirms that this Offer Supplement contains all material information relating to the Company, its Subsidiaries and Affiliates, as well as all material information on the issue, offering of, and the Third Tranche Bonds as may be required by Applicable Law. No facts have been omitted that would make any statement in this Offer Supplement misleading in any material respect. AboitizPower confirms that it has made all reasonable inquiries with respect to any information, data and analysis provided to it by its advisors and consultants or which is otherwise publicly available for inclusion into this Offer Supplement. AboitizPower, however, has not independently verified any or all such publicly available information, data or analysis.

The prices of securities can and do fluctuate. Any individual security may experience upward or downward movements, and may lose all or part of its value over time. The future performance of a security may defy the trends of its past performance, and there may be a significant difference between the buying price and the selling price of any security. As such, there is an inherent risk that losses may be incurred, rather than profit made, as a result of buying and selling securities. Thus, an investment in the Third Tranche Bonds described in this Offer Supplement involves a certain degree of risk.

In deciding whether to invest in the Third Tranche Bonds, a prospective purchaser of the Third Tranche Bonds (a “**Prospective Bondholder**”) should, therefore, carefully consider all the information contained in this Offer Supplement, including but not limited to, several factors inherent to the Company, which includes significant competition, exposure to risks relating to the performance of the economies of other countries, and other risks relating to customer default (detailed in “*Risk Factors and Other Considerations*” section on page [●] of this Offer Supplement), and those risks relevant to the Philippines vis-à-vis risks inherent to the Third Tranche Bonds.

Neither the delivery of this Offer Supplement nor any sale made pursuant to the Offer shall, under any circumstances, constitute a representation or create any implication that the information contained or referred to in this Offer Supplement is accurate, complete or correct as of any time subsequent to the date hereof or that there has been no change in the affairs of AboitizPower since the date of this Offer Supplement.

The contents of this Offer Supplement are not to be considered as definitive legal, business or tax advice. Each Prospective Bondholder receiving a copy of this Offer Supplement acknowledges that it/he/she has not relied on the Joint Bookrunners and Joint Lead Underwriters or any person affiliated therewith in its/his/her investigation of the accuracy of any information found in this Offer Supplement or in its/his/her investment decision. Prospective Bondholders should consult their own counsel, accountants, or other advisors as to legal, tax, business, financial, and related aspects of the purchase of the Third Tranche Bonds, among others. It bears emphasis that investing in the Third Tranche Bonds involves certain risks. It is best to refer again to the section on “*Risk Factors and Other Considerations*” on page [●] of this Offer Supplement for a discussion of certain considerations with respect to an investment in the Third Tranche Bonds.

No person or group of persons has been authorized by AboitizPower or the Joint Bookrunners and Joint Lead Underwriters to give any information or to make any representation concerning AboitizPower or the Third Tranche Bonds other than as contained in this Offer Supplement and, if given or made, any such other information or representation should not be relied upon as having been authorized by AboitizPower or the Joint Bookrunners and Joint Lead Underwriters.

AboitizPower is organized under the laws of the Philippines. Its principal office is at 32nd Street, Bonifacio Global City, 1634 Taguig City, Metro Manila, Philippines with telephone number (+632) 8886-2800.

ALL REGISTRATION REQUIREMENTS HAVE BEEN MET AND ALL INFORMATION CONTAINED HEREIN ARE TRUE AND CURRENT.

ABOITIZ POWER CORPORATION

By:

EMMANUEL V. RUBIO

President and Chief Executive Officer

SUBSCRIBED AND SWORN to before me this _____ affiant exhibiting to me his Philippine
Passport No. P3162364B issued in DFA Manila on 13 September 2019.

Doc. No. _____;
Page No. _____;
Book No. _____;
Series of 2022.

TABLE OF CONTENTS

TABLE OF CONTENTS	1
FORWARD LOOKING STATEMENTS.....	2
DEFINITION OF TERMS.....	3
EXECUTIVE SUMMARY	21
CAPITALIZATION.....	30
SUMMARY OF THE OFFERING.....	31
RISK FACTORS AND OTHER CONSIDERATIONS.....	37
RECENT DEVELOPMENTS	Error! Bookmark not defined.
USE OF PROCEEDS.....	49
DETERMINATION OF THE OFFERING PRICE	52
PLAN OF DISTRIBUTION	53
DESCRIPTION OF THE OFFER.....	60
THE COMPANY	80
CERTAIN LEGAL PROCEEDINGS	147
MARKET FOR ISSUER’S COMMON EQUITY AND RELATED STOCKHOLDER MATTERS.....	155
MANAGEMENT’S DISCUSSION AND ANALYSIS OF FINANCIAL CONDITION AND RESULTS OF OPERATIONS	157
MANAGEMENT	184
CORPORATE GOVERNANCE	196
EXECUTIVE COMPENSATION.....	210
SECURITY OWNERSHIP OF CERTAIN BENEFICIAL OWNERS AND MANAGEMENT.....	213
CERTAIN RELATIONSHIPS AND RELATED TRANSACTIONS.....	216
DESCRIPTION OF DEBT	217
INDEPENDENT AUDITORS AND COUNSEL.....	220
TAXATION	222
REGULATORY FRAMEWORK.....	228
FINANCIAL AND OTHER INFORMATION.....	229

FORWARD LOOKING STATEMENTS

This Offer Supplement contains certain “forward-looking statements” that are, by their nature, subject to significant risks and uncertainties. These forward-looking statements can generally be identified by use of statements that include words or phrases such as AboitizPower or its management “believes”, “expects”, “anticipates”, “intends”, “plans”, “foresees”, “targets” or other words or phrases of similar import. Similarly, statements that describe AboitizPower’s objectives, plans or goals are also forward-looking statements. All such forward-looking statements are subject to certain risks and uncertainties that could cause actual results to differ materially from those contemplated by the relevant forward-looking statement. Important factors that could cause actual results to differ materially from the expectations of AboitizPower include, among others:

- General economic and business conditions in the Philippines;
- The Company’s management’s expectations and estimates concerning its future financial performance;
- The Company’s capital expenditure program and other liquidity and capital resources requirements;
- The Company’s level of indebtedness;
- Increasing competition in the industry in which the Company, its Subsidiaries and its Affiliates operate;
- Industry risk, including price and regulatory risk in the areas in which the Company, its Subsidiaries, and its Affiliates operate;
- Changes in laws and regulations that apply to the segments or industry in which the Company, its Subsidiaries, and its Affiliates operate;
- Changes in political conditions in the Philippines;
- Inflation in the Philippines and any devaluation of the Philippine Peso; and
- The risk factors discussed in this Offer Supplement as well as other factors beyond the Company’s control.

For further discussion of such risks, uncertainties and assumptions, see “*Risk Factors and Other Considerations*” on page [●] of this Offer Supplement. Prospective Bondholders are urged to consider these factors carefully in evaluating the forward-looking statements. The forward-looking statements included herein are made only as of the date of this Offer Supplement, and AboitizPower undertakes no obligation to update such forward-looking statements publicly to reflect subsequent events or circumstances.

None of the Joint Bookrunners and Joint Lead Underwriters takes any responsibility for, or gives any representation, warranty or undertaking in relation to, any such forward-looking statement.

DEFINITION OF TERMS

2018 Series B Bonds	Fixed-rate bonds issued by AboitizPower on 12 October 2018, with an interest rate of 7.5095% per annum and a term of six (6) years from issue date in the aggregate amount of ₱7,700,000,000.00 maturing in 2024
2020 Bonds	Fixed-rate bonds issued by AboitizPower on 06 July 2020 in two series: (a) 3.125% Series E Bonds, with a term of two (2) years from issue date and in the aggregate amount of ₱9,000,000,000.00 (the “2020 Series E Bonds”); and (b) 3.935% Series F Bonds, with a term of five (5) years from issue date in the aggregate amount of ₱550,000,000.00 (the “2020 Series F Bonds”)
2021 First Tranche Bonds	Fixed-rate bonds issued by AboitizPower on 16 March 2021 with a term of five (5) years from issue date in the aggregate amount of ₱8,000,000,000.00 and an interest rate of 3.8224% per annum
2021 Second Tranche Bonds	Fixed-rate bonds issued by AboitizPower on 02 December 2021 in the aggregate amount of ₱6,000,000,000.00 with an oversubscription option of up to ₱6,000,000,000.00, and in two series: (a) 3.9992% series B bonds, with a term of four (4) years from issue date; and (b) 5.0283% series C bonds, with a term of seven (7) years from issue date
AA Thermal	AA Thermal, Inc.
Aboitiz Group	ACO and the companies or entities in which ACO has a beneficial interest and over which ACO, directly or indirectly, exercises management control, including, without limitation, AEV, AboitizPower, and their respective Subsidiaries and Affiliates
AboitizLand	Aboitiz Land, Inc.
AboitizPower	Aboitiz Power Corporation also referred to as the “Company”, the “Parent Company” or the “Issuer”
AboitizPower Group or the Group	AboitizPower and its Subsidiaries
Abovant	Abovant Holdings, Inc.
AC Energy	AC Energy and Infrastructure Corporation
ACI	Aboitiz Construction, Inc. (Formerly: Aboitiz Construction Group, Inc.)
ACO	Aboitiz & Company, Inc.
AdventEnergy	Adventenergy, Inc.
AESI	Aboitiz Energy Solutions, Inc.
AEV	Aboitiz Equity Ventures Inc.
AEV Group	AEV and its Subsidiaries

Affiliate	With respect to any Person, any other Person directly or indirectly Controlled, or is under common Control by such Person
Aggregator	Refers to a person or entity, engaged in consolidating electric power demand of end-users in the contestable market, for the purpose of purchasing and reselling electricity on a group basis
AFS	Available-for-Sale
Ambuklao-Binga Hydroelectric Power Plant Complex	Refers to SNAP-Benguet's 105-MW Ambuklao HEPP located in Bokod, Benguet and 140-MW Binga HEPP in Itogon, Benguet
Anti-Money Laundering Laws of the Philippines	RA No. 9160, as amended by RA No. 9194, RA No. 10167, and RA No. 11521, and BSP Circular Nos. 251, 253, 279, 527, 564, 608, 612, and 706, and all other amendatory and implementing law, regulation, jurisprudence, notice, or order of any Government Authority body relating thereto
Applicable Law	Any statute, law, regulation, ordinance, rule, judgment, order, decree, directive, guideline, policy, requirement or other governmental restriction or any similar form of decision of, or determination by, or any interpretation or administration of any of the foregoing by, any Government Authority
Applicant	A Person who shall duly accomplish the Application as defined herein and who shall deliver the same to the Joint Bookrunners and Joint Lead Underwriters in accordance with the Issue Management and Underwriting Agreement
Application or Application to Purchase	The form actually accomplished and submitted by the Applicant for the purchase of the Third Tranche Bonds
APX1	Aboitiz Power Distributed Energy, Inc.
APX2	Aboitiz Power Distributed Renewables Inc.
APRI	AP Renewables, Inc.
ARI	Aboitiz Renewables, Inc.
Articles of Incorporation	Document filed with the SEC by all corporations organized under the laws of the Philippines which contains the name of the corporation, its specific purpose, its principal place of business, its corporate term, details of incorporators and directors and the amounts of its authorized capital stock, amount of subscribed capital and paid-up capital stock
AS	Ancillary Services
Aseagas	Aseagas, Inc.
ASEAN	Association of Southeast Asian Nations
ASPA	Ancillary Services Purchase Agreement

Associate	Refers to an entity over which the Aboitiz Group has significant influence. Significant influence is the power to participate in the financial and operating policy decisions of the investee, but does not have control or joint control over those policies
Bakun AC Plant	The 74.8-MW Bakun run-of-river HEPP of LHC located in Ilocos Sur
Banking Day	Any day other than Saturday, Sunday and public holidays, on which commercial banks in Taguig City and Makati City and the Philippine Clearing House Corporation are generally open for the transaction of business; provided, that all other days otherwise specified herein shall mean calendar days which shall be construed as successive periods of twenty-four (24) hours each
BCM	Business Continuity Management
BCQ	Bilateral Contract Quantity
BDO	BDO Unibank, Inc.
BDO Capital	BDO Capital & Investment Corporation
Balamban Enerzone	Balamban Enerzone Corporation
Binga Plant	The 140-MW Binga HEPP of SNAP-Benguet located in Itogon, Benguet
BIR	Bureau of Internal Revenue
bn	Billion
Board	The Board of Directors of AboitizPower, unless context clearly provides otherwise
Bondholder	A Person whose name appears, at the relevant time, Third Tranche Bonds in the Register of Bondholders as the registered owner of the Third Tranche Bonds
Bonds	The unsecured fixed-rate Peso-denominated retail bonds in the aggregate principal amount of ₱30,000,000,000.00 to be issued in several tranches under the Debt Securities Program
BOT	Build-Operate-Transfer
BPI	Bank of the Philippine Islands
BPI Capital	BPI Capital Corporation
Brownfield	Power generation projects undertaken to expand, rehabilitate, and/or maintain existing assets
BSP	Bangko Sentral ng Pilipinas

Bunker C	A term used to designate the thickest of the residual fuels that is produced by blending oil remaining at the end of the oil-refining process with lighter oil
BCP	Refers to business continuity plans which are plans formulated in order to address newly identified scenarios triggered by changing risks and issues that the Company faces
Business Unit	A Subsidiary or an Affiliate of AboitizPower
Bylaws	Document which contains the rules governing the internal management of a corporation
CA	Court of Appeals
CBA	Collective Bargaining Agreement
CBAA	Central Board of Assessment Appeals
CEDC or Cebu Energy	Cebu Energy Development Corporation
CFB	Circulating-Fluidized-Bed
China Bank Capital	China Bank Capital Corporation
CIPDI	Cebu Industrial Park Developers, Inc.
Cleanergy	Cleanergy, Inc., formerly the Northern Mini Hydro Corporation
COC	Certificate of Compliance
Consolidated Equity	The total stockholders' equity of the Issuer as recognized and measured in its fiscal year-end audited consolidated financial statements and quarter-end unaudited consolidated financial statements, as may be applicable and available in accordance with Applicable Law, both in conformity with PFRS
Contestable Customer	An electricity end-user who has a choice of a supplier of electricity, as may be determined by the ERC in accordance with RA No. 9136 or the EPIRA
Control	The possession, directly, or indirectly, by a Person of the power to direct or cause the direction of the management and policies of another Person whether through the ownership of voting securities or otherwise; provided, however, that the direct or indirect ownership of over fifty percent (50.0%) of the voting capital stock, registered capital or other equity interest of a Person is deemed to constitute control of that Person, and "Controlling" and "Controlled" have corresponding meanings
COVID-19	Novel coronavirus disease 2019
Corporation	As defined in the Revised Corporation Code, an artificial being created by operation of law, having the right of succession and the powers, attributes and properties expressly authorized by law or incident to its existence

CORTT	Certificate of Tax Residence for Tax Treaty Relief
Cotabato Light	Cotabato Light and Power Company
CPCN	Certificate of Public Convenience and Necessity
CPPC	Cebu Private Power Corporation
CREATE Law	Republic Act No. 11534 or the Corporate Recovery and Tax Incentives for Enterprises Act
CSA	Corporate Sustainability Assessment
CSEE	Contract for the Supply of Electric Energy
CSP	Competitive Selection Process
CSR	Corporate Social Responsibility
Current Ratio	The ratio of total current assets over total current liabilities of the Issuer
Davao Light	Davao Light & Power Company, Inc.
Debt Securities Program or the Program	The shelf registration of AboitizPower in the aggregate principal amount of up to ₱30,000,000,000.00 filed on 18 December 2021 and rendered effective by the SEC on 01 March 2021
DENR	Department of Environment and Natural Resources
Distribution Companies or Distribution Utilities	Balamban Enerzone, Cotabato Light, Davao Light, Lima Enerzone, Malvar Enerzone, Mactan Enerzone, Subic Enerzone, SFELAPCO, and Visayan Electric
DOE	Department of Energy
DSOAR	Distribution Services and Open Access Rules
DST	Documentary Stamp Tax
DTL	Deferred Income Tax Liabilities
Early Redemption Premium	The additional amount the Issuer will pay if it prepays the Third Tranche Bonds and computed as the following amount multiplied by the outstanding amount of the Third Tranche Bonds being redeemed:

Series D Bonds	
Early Redemption Dates	Early Redemption Price (inclusive of early redemption premium)
3 years from Issue Date and every Interest Payment Date	[101.00%]

thereafter before the 4 th anniversary of the Issue Date	
4 years from Issue Date and every Interest Payment Date thereafter before Maturity Date	[100.25%]

Series E Bonds	
Early Redemption Dates	Early Redemption Price (inclusive of early redemption premium)
4 years from Issue Date and every Interest Payment Date thereafter before the 5 th year anniversary of the Issue Date	[102.00%]
5 years from Issue Date and every Interest Payment Date thereafter before the 6 th year anniversary of the Issue Date	[101.00%]
6 years from Issue Date and every Interest Payment Date thereafter before the Maturity Date	[100.25%]

EAUC	East Asia Utilities Corporation
EBITDA	Represents net income after adding provisions for income tax, depreciation, amortization, and net financial expense, and netting out extraordinary items such as foreign exchange differential and one-off gains or losses on disposal of major assets. EBITDA is not required by, and is not a measure of performance under, PFRS. Because there are various EBITDA calculation methods, the Group's presentation of these measures may not be comparable to similarly titled measures used by other companies
ECC	Environmental Compliance Certificate
El Paso Philippines	El Paso Philippines Energy Company, Inc.
EMB	Environmental Management Bureau
Enerzone Companies	A term collectively referring to Balamban Enerzone, Lima Enerzone, Malvar Enerzone, Mactan Enerzone, and Subic Enerzone, the Distribution Utilities operating within special economic zones
EO	Executive Order
EPC	Engineering, Procurement, and Construction
EPIRA	RA No. 9136, otherwise known as the Electric Power Industry Reform Act of 2001, as may be amended from time to time, and including the rules and regulations issued thereunder
EPPA	Energy Power Purchase Agreement

ERB	Energy Regulatory Board
ERC	Energy Regulatory Commission
ERC-IU or IU	Investigation Unit of the ERC
ESA	Energy Supply Agreement
ESG	Environment, social, and governance
Events of Default	Those events defined as such under the Trust Agreement
Evonik Steag	Evonik Steag GmbH
Forex	Foreign exchange
First Metro	First Metro Investment Corporation
FIT	Feed-in-Tariff
FIT-All	FIT-Allowance
GCGI	Green Core Geothermal Incorporated
GDP	Gross Domestic Product
Generation Companies or Generation Group	APRI, CEDC, CPPC, EAUC, GMEC, Hedcor, Hedcor Sibulan, Hedcor Sabangan, Hedcor Tudaya, Hedcor Bukidnon, LHC, PEC, SNAP-Benguet, SNAP-Magat, SPPC, STEAG Power, TSI, TVI, and WMPC
Global Formosa	Global Formosa Power Holdings, Inc.
Global Power	Global Business Power Corporation
GMEC	GNPower Mariveles Energy Center Ltd. Co. (formerly GMCP)
GMCP	GNPower Mariveles Coal Plant Ltd. Co.
GNPD or GNPower Dinginin	GNPower Dinginin Ltd. Co.
Government	The Government of the Republic of the Philippines
Government Authority	The Republic of the Philippines, or any political subdivision or agency thereof, and any entity exercising executive, legislative, judicial, regulatory or administrative functions of or pertaining to the Government, and any national agency or body vested with jurisdiction or authority over any Person
GOCC	Government-owned-or-controlled corporations

Greenfield	Power generation projects that are developed from inception on previously undeveloped sites
Grid	As defined in the Implementing Rules and Regulations of the EPIRA, it is the high voltage backbone system of interconnected transmission lines, substations and related facilities located in each of Luzon, Visayas, and Mindanao or as may be otherwise determined by ERC in accordance with Section 45 of the EPIRA
GWh	Gigawatt-hour, or one mn kilowatt-hours
HEDC	Hydro Electric Development Corporation
Hedcor	Hedcor, Inc.
Hedcor Bukidnon or HBI	Hedcor Bukidnon, Inc.
Hedcor Group	Luzon Hydro Corporation, Hedcor, Hedcor Bukidnon, Hedcor Sabangan, Hedcor Sibulan, and Hedcor Tudaya
Hedcor Sabangan	Hedcor Sabangan, Inc.
Hedcor Sibulan	Hedcor Sibulan, Inc.
Hedcor Tudaya	Hedcor Tudaya, Inc.
HEPP	Hydroelectric Power Plant
IAR	Industrial All Risks insurance
IEMOP	Independent Electricity Market Operation of the Philippines, Inc.
IMEM	Interim Mindanao Electricity Market
Indebtedness	<p>(1) All indebtedness or other obligations of the Issuer for borrowed money or for the deferred purchase price of property or services and similar arrangements;</p> <p>(2) All indebtedness or other obligations of any other Person, the payment or collection of which is guaranteed by the Issuer (except by reason of endorsement for collection in the ordinary course of business) or in respect of which the Issuer is liable, contingently or otherwise, including without limitation, any agreement to purchase, to provide funds for payment, to supply funds to or otherwise invest in such Person; and</p> <p>(3) Capitalized lease obligations of the Issuer</p>
IPO	Initial Public Offering
IPP	Independent Power Producer
IPPA	Independent Power Producer Administrator

IRR	Implementing Rules and Regulations
ISMS	Information Security Management System
ISO	International Organization for Standardization
Issue Management and Underwriting Agreement	Issue Management and Underwriting Agreement dated [●] entered into between the Company and the Joint Bookrunners and Joint Lead Underwriters in relation to Third Tranche Bonds
Issue Date	[●], or the immediately succeeding Banking Day if such Issue Date is not a Banking Day, or such later date as may be mutually determined by the Issuer and the Joint Bookrunners and Joint Lead Underwriters for the issuance of the Third Tranche Bonds. In the event that the original Issue Date is moved to the succeeding Banking Day, the interest accruing for the first Interest Period shall accrue from (and including) such adjusted Issue Date, without adjustment to the Interest Payment Date
Issue Price	At par, which is equal to the face value of the Third Tranche Bonds
ITH	Income tax holiday
Joint Issue Managers	BDO Capital, China Bank Capital and First Metro
Joint Bookrunners and Joint Lead Underwriters	BDO Capital, China Bank Capital, First Metro, and SB Capital
Joint Venture	Refers to a type of joint agreement whereby the parties that have joint control of the arrangement have rights to the net assets of the joint venture. Joint control is the contractually agreed sharing of control of an arrangement, which exist only when decisions about the relevant activities require unanimous consent of the parties sharing control
kV	Kilovolt, or one thousand volts
kW	Kilowatt, or one thousand watts
kWh	Kilowatt-hour, the standard unit of energy used in the electric power industry. One kilowatt-hour is the amount of energy that would be produced by a generator producing one thousand watts for one hour
LBAA	Local Board of Assessment Appeals
Lima Enerzone	Lima Enerzone Corporation
LISP	Light & Industry Science Park
LGC	RA No. 7160, otherwise known as the Local Government Code, as may be amended from time to time, and including the rules and regulations issued thereunder

LGU	Local Government Unit
LHC	Luzon Hydro Corporation
Lien	With respect to any Person, any lien, pledge, mortgage, charge, hypothecation, encumbrance or other security or preferential arrangement on or with respect to any asset or revenue of such Person
Lima Land	Lima Land, Inc.
LTC	Lima Technology Center
Maaraw San Carlos	Maaraw Holdings San Carlos, Inc.
Magat Plant	The Magat HEPP of SNAP-Magat located at the border of Isabela and Ifugao provinces
Majority Bondholders	At any time, the relevant Bondholders of the Third Tranche Bonds who hold, represent or account for at least fifty percent (50%) plus one peso (₱1.00) of the aggregate outstanding principal amount thereof; provided that, in respect of any matter presented for resolution at any meeting of Bondholders that affect the rights and interests of only the holders of the Series D Bonds, holders of Series D Bonds, exclusively, will be considered for quorum and approval purposes and in respect of any matter presented for resolution at any meeting of Bondholders that affect the rights and interests of only the holders of the Series E Bonds, holders of Series E Bonds, exclusively, will be considered for quorum and approval purposes
Malvar Enerzone	Malvar Enerzone Corporation
Master Certificates of Indebtedness	Refers to the certificates representing the Series D Bonds and Series E Bonds sold in the Offer issued to and registered in the name of the Trustee, on behalf of the Bondholders
Material Adverse Effect	a material adverse effect on the ability of the Issuer to perform or comply with any of its material obligations, or to exercise any of its material rights, under the Trust Agreement, the Issue Management and Underwriting Agreement or the Bonds.
Maturity Date	The date at which the Series D Bonds and Series E Bonds shall be redeemed by the Issuer by paying the principal amount thereof, and which date is, for the Series D Bonds, 5 years from the Issue Date or on [●] and, for the Series E Bonds, 7 years from Issue Date or on [●]; provided that, in the event that the Maturity Date falls on a day that is not a Banking Day, the Maturity Date shall be the immediately succeeding Banking Day, without adjustment to the amount of interest to be paid
MEPZ I	Mactan Export Processing Zone I
MEPZ II	Mactan Export Processing Zone II
Mactan Enerzone	Mactan Enerzone Corporation

MCIAA	Mactan Cebu International Airport Authority
MERALCO	Manila Electric Company
MGen	Meralco PowerGen Corporation
mn	Million
MOA	Memorandum of Agreement
MORE	Manila-Oslo Renewable Enterprise, Inc.
MSK	Matuwid na Singil sa Kuryente Consumer Alliance, Inc.
MW	Megawatt, or one mn watts
MWh or MW-h	Megawatt-hour
MWp	Megawatt-peak
MVA	Megavolt Ampere
NCR	National Capital Region of the Philippines
NEA	National Electrification Administration
Net Debt	The interest-bearing debt less cash, cash equivalents, and short-term investments of the Issuer
Net Debt to Consolidated Equity Ratio	The ratio of Net Debt to Consolidated Equity
NGCP	National Grid Corporation of the Philippines
NPC	National Power Corporation
NPPC	Naga Power Plant Complex
NREB	National Renewable Energy Board
NWRB	National Water Resources Board
Offer Period	Shall refer to the period commencing at 9:00 a.m. on [●] and ending at 5:00 p.m. on [●] or on such other dates as the Issuer and the Joint Bookrunners and Joint Lead Underwriters may agree upon
Offer Supplement	This Offer Supplement relating to the takedown of the Third Tranche Bonds and the public offer for sale, distribution, and issuance by AboitizPower
Open Access or RCOA	Retail Competition and Open Access and as defined in EPIRA, refers to the provision of allowing any qualified user the use of transmission, and/or

	distribution system and associated facilities subject to the payment of transmission and/or distribution retail wheeling rates duly approved by the ERC
OT	Operational Technology
Pagbilao Plant or Pag1 and Pag2	Refers to the 700-MW (2x350 MW) coal-fired thermal power plant located in Pagbilao, Quezon
Pag 3	Refers to a third generating unit with a net capacity of 420 MW within the Pagbilao Plant facilities
PAO	Provisional Authority to Operate
PBR	Performance-based rate-setting regulation
PCC	Philippine Competition Commission
PCRM	Pricing and Cost Recovery Mechanism
PDEX	Philippine Dealing & Exchange Corp.
PDEX Rules	PDEX Rules for the Fixed Income Securities Market, as amended, and as the same may be revised from time to time, as well as all other related rules, guidelines, and procedures that may be issued by PDEX
PDS	Power Distribution System
PDTC	Philippine Depository & Trust Corp.
PEC	Pagbilao Energy Corporation
PEMC	Philippine Electricity Market Corporation
PEMC Board	PEMC Board of Directors
PEMC-ECO	Enforcement and Compliance Office of the Philippines Electricity Market Corporation
PERA	Personal Equity and Retirement Account
Person	An Individual, corporation, partnership, association, joint stock Company, trust, any unincorporated organization, or a government or political subdivision thereof
PEZA	Philippine Economic Zone Authority
PFRS	Philippine Financial Reporting Standards
PGC	Philippine Grid Code; promulgated by the ERC under the EPIRA, it establishes basic rules, requirements, procedures and standards that govern the

	operation, maintenance and development of the high-voltage backbone Transmission System in the Philippines
PGPC	Philippine Geothermal Production Company
Philippine Pesos or ₱	The lawful currency of the Philippines
PhilRatings	Philippine Ratings Services Corporation
PIPPA	Philippine Independent Power Producers Association, Inc.
PIS	Performance Incentive Scheme
PLC	Publicly Listed Company
Pmax	Maximum power point
Power Partners	Power Partners Ltd. Co.
PPA	Power Purchase Agreement
PPE	Property, Plant, Equipment
PRISM	Prism Energy, Inc.
PSA	Power Supply Agreement
PSALM	Power Sector Assets and Liabilities Management Corporation
PSC	Power Supply Contract
PSE	The Philippine Stock Exchange, Inc.
Public Offering	Refers to the random or indiscriminate offering of securities in general to anyone who will buy, whether solicited or unsolicited as per the SRC IRR
RA	Republic Act
RDWR	Rules for Setting Distribution Wheeling Rates
RE	Renewable Energy
Revised Corporation Code or RCC	RA No. 11232, otherwise known as the Revised Corporation Code of the Philippines, amending Batas Pambansa Blg. 68 (or the Corporation Code of the Philippines), and as may be further amended from time to time, and including the rules and regulations issued thereunder
Record Date	The cut-off date in determining Bondholders entitled to receive interest or principal amount due, as used with respect to any Payment Date shall mean the day which is two (2) Banking Days prior to the relevant Interest Payment

	Date; provided that if such day falls on a non-Banking Day, the Record Date shall be the Banking Day immediately preceding said date
Register of Bondholders	The electronic register which shows the legal title to the Third Tranche Bonds, maintained by the Registrar, pursuant to and under the terms of the Registry and Paying Agency Agreement
Registrar and Paying Agent or the Registrar	Philippine Depository & Trust Corp.
Registration Statement	The Registration Statement covering the Debt Securities Program filed with the SEC on 18 December 2020, rendered effective by the SEC under MSRD Order No. 3, Series of 2021 on 01 March 2021, and expiring on 01 March 2024.
Registry and Paying Agency Agreement	Agreement dated [●] entered into between the Company and the Registrar and Paying Agent in relation to the Third Tranche Bonds
Relevant Period	A period of 12 calendar months ending on the last day of any quarter of any of the Issuer's fiscal years for which financial statements have been disclosed in accordance with SEC regulations
Renewable Energy Act or RE Law	RA No. 9513, otherwise known as the Renewable Energy Act of 2008
REPA	Renewable Energy Payment Agreement
RES	Retail Electricity Supplier
RESA	Retail Electricity Supply Agreement
RORB	Return-on-Rate Base
RP Energy	Redondo Peninsula Energy, Inc.
RPS	Renewable Portfolio Standard
RPT	Real Property Tax
RTC	Regional Trial Court
Run-of-river hydroelectric plant	Hydroelectric power plant that generates electricity from the natural flow and elevation drop of a river
Sacasun	San Carlos Sun Power, Inc.
SBFZ	Subic Bay Freeport Zone
SBMA	Subic Bay Metropolitan Authority
SAIFI	System Average Interruption Duration Index
SAIDI	System Average Interruption Frequency Index

SB Capital	SB Capital Investment Corporation
SBU	Strategic Business Unit of the Aboitiz Group
SC	Supreme Court
SEC	The Securities and Exchange Commission of the Philippines
Selling Agents	Institutions who are authorized under Philippine law to act as such and whose role is to help facilitate the sale and distribution of the Third Tranche Bonds. The Selling Agents for this Offer are each of the Joint Bookrunners and Joint Lead Underwriters, and [●]
Series D Bonds	The fixed rate bonds having a term ending five (5) years from the Issue Date, or on [●], with a fixed interest rate of [●]% per annum
Series E Bonds	The fixed rate bonds having a term ending seven (7) years from the Issue Date, or on [●], with a fixed interest rate of [●]% per annum
Subic Enerzone	Subic Enerzone Corporation
SFELAPCO	San Fernando Electric Light and Power Co., Inc.
SHAPES	Safety and Health Association of the Philippines Energy Sector Inc.
Shelf Period	A period of three years from the date of effectivity of the Registration Statement, subject to any extension as may be granted by the SEC, within which securities under the Debt Securities Program may be offered
SHES	Safety, Health, Environment and Security
Sibulan Project	Two run-of-river hydropower generating facilities tapping the Sibulan and Baroring rivers in Sibulan, Santa Cruz, Davao del Sur
SLA	Service Level Agreements
SN Power	SN Power Philippines, Inc.
SNAP – Benguet	SN Aboitiz Power – Benguet, Inc. (formerly, SN Aboitiz Power Hydro, Inc.)
SNAP – Magat	SN Aboitiz Power – Magat, Inc.
SN Aboitiz Power Group	Refers to the group of companies formed out of the strategic partnership between AboitizPower and SN Power; particularly, MORE and its Subsidiaries, including, SNAP-Benguet, SN Aboitiz Power-Gen, Inc., SN Aboitiz Power-RES, Inc., and SNAP-Magat
SPC	SPC Power Corporation
Spot Market Price	Price of electricity in the WESM, determined per hourly trading interval

SPPC	Southern Philippines Power Corporation
SPPC Plant	A 55-MW Bunker C-fired power plant owned and operated by SPPC
SRC	RA No. 8799, otherwise known as the Securities Regulation Code of the Philippines, as amended and may be amended from time to time, including the rules and regulations issued thereunder
SRC IRR	2015 Implementing Rules and Regulations of the SRC
STEAG Power	STEAG State Power, Inc.
Stranded Costs	As defined in the EPIRA, the excess of the contracted costs of electricity under eligible contracts over the actual selling price of the contracted energy output under such contracts. Eligible contracts are those approved by the ERB from 31 December 2000 onwards
Stranded Debt	As defined in the EPIRA, refers to any unpaid financial obligations of the National Power Corporation that have not been liquidated by the proceeds from the sale and privatization of its assets.
Subsidiary	In respect of any Person, any entity (i) over fifty percent (50.0%) of whose capital is owned directly by that Person; or (ii) for which that Person may nominate or appoint a majority of the members of the board of directors or such other body performing similar functions
Tax Code	Presidential Decree No. 1158, otherwise known as the National Internal Revenue Code, as amended and may be further amended from time to time, including the rules and regulations issued thereunder
TCIC	Taiwan Cogeneration International Corporation
TCFD	Task Force on Climate-Related Financial Disclosures
TeaM Energy	TeaM Energy Corporation
TeaM Philippines	TeaM Philippines Industrial Power II Corporation (formerly Mirant (Phils.) Industrial Power II Corp.)
THC	Tsuneishi Holdings (Cebu), Inc.
Third Tranche Bonds	Peso-denominated fixed-rate, Series D Bonds and Series E Bonds, comprising the third tranche of the Company's ₱30,000,000,000.00 Debt Securities Program and consisting of an aggregate principal amount of up to ₱7,000,000,000.00, with an Oversubscription Option of up to ₱3,000,000,000.00
Tiwi-MakBan	Tiwi-MakBan Geothermal Complex, composed of twelve (12) geothermal plants and one (1) binary plant, located in the provinces of Batangas, Laguna and Albay
TLI	Therma Luzon, Inc.

TMI	Therma Marine, Inc.
TMO	Therma Mobile, Inc.
TPI	Therma Power, Inc.
TPVI	Therma Power-Visayas, Inc.
Transaction Date	with respect the incurrence of any loan obligation with a maturity of more than one (1) year, the date such loan obligation is incurred
Transco	National Transmission Corporation and, as applicable, NGCP, which is the Transco concessionaire
Treasury Transaction	any currency, commodity, or interest rate purchase, cap or collar agreement, forward rate agreement, future or option contract, swap or other similar agreement, in relation to the Issuer’s treasury management
Trust Agreement	Trust Agreement dated [●] entered into between the Company and the Trustee in relation to the Third Tranche Bonds
Trustee	BDO Unibank, Inc. – Trust and Investments Group
TRO	Temporary Restraining Order
TSI	Therma South, Inc.
TVI	Therma Visayas, Inc.
TWh	Terawatt-hour
ULGPP	Unified Leyte Geothermal Power Plant
US\$ or USD or U.S. dollar	The lawful currency of the United States of America
VAT	Value Added Tax
VIGC	Vivant Integrated Generation Corporation
Visayan Electric	Visayan Electric Company, Inc.
Vivant	Vivant Energy Corporation
Vivant Group	Vivant and its Subsidiaries
WESM	Philippine Wholesale Electricity Spot Market
WESM Rules	Basic rules, requirements, and procedures that govern the operation of the Philippine electricity market that are promulgated by the DOE
WMPC	Western Mindanao Power Corporation

WMPC Plant

A 100-MW Bunker C-fired power station in Zamboanga City owned and operated by WMPC

YoY

Year-on-Year

EXECUTIVE SUMMARY

The following summary is qualified in its entirety by the more detailed information and financial statements and notes thereto appearing elsewhere in this Offer Supplement. Because it is a summary, it does not contain all of the information that a Prospective Bondholder should consider before investing. Prospective Bondholders should read the entire Offer Supplement carefully, including the section entitled "Risk Factors and Other Considerations", and the financial statements and the related notes to those statements included in this Offer Supplement, and disclosures made available to the general public in accordance with the relevant rules of the SEC and PSE.

The Offering

AboitizPower is offering the Third Tranche Bonds in an aggregate principal amount of up to ₱7,000,000,000.00, with an Oversubscription Option of up to ₱3,000,000,000.00. In case the Oversubscription Option is partly exercised or not exercised at all during the Offer Period, the Third Tranche Bonds under Oversubscription Option that will not be taken up or exercised during the Offer Period will remain under Shelf Registration and may be issued in tranches within the Shelf Period. The Oversubscription Option is exercisable by the Joint Bookrunners and Joint Lead Underwriters, with the consent of the Issuer.

Investment Thesis

AboitizPower is a diversified, and experienced industry leader, with a strong financial position. These competitive strengths allow it to pursue its robust growth initiatives to meet the country's energy needs. Its mission is to provide reliable power, at a reasonable price, with the least possible adverse effects on its environment and host communities.

The Company

AboitizPower is a publicly listed holding company. Its controlling shareholder, Aboitiz Equity Ventures Inc. ("AEV"), is a diversified conglomerate that is listed on the PSE and has interests in power, banking and financial services, food, infrastructure, and real estate. This relationship with AEV allows the Company to draw on the extensive business networks, local business knowledge, relationships and expertise of AEV's and the Aboitiz Group's senior managers to identify growth opportunities at an early stage and to capitalize on such opportunities more decisively.

The power generation business of AboitizPower is the second largest in the Philippines in terms of attributable installed capacity.¹ Moreover, AboitizPower has the second largest distribution utility, in terms of captive customer connections and energy sales², while its RES business is the second largest in terms of number of contestable customers and contracted demand.³ AboitizPower is a pioneer in building and operation of run-of-river hydropower plants in the country. Today, through its renewable energy Subsidiaries, AboitizPower has the largest installed capacity of renewable energy under its market control.⁴

For a full discussion, please refer to the section on "The Company" on page [●] of this Offer Supplement.

History

Incorporated in 1998, AboitizPower has grown to become a leader in the Philippine power industry with interests in a number of privately-owned generation companies and distribution utilities. AEV owns 51.99% of the outstanding capital stock of AboitizPower as of 31 December 2021.

¹ Based on ERC Resolution No. 5-2021, dated 11 March 2021

² Based on DOE's Distribution Development Plan 2016-2025

³ ERC Competitive Retail Electricity Market Monthly Statistical Data as of September 2021

⁴ Based on ERC Resolution No. 5-2021, dated 11 March 2021

Ownership in AboitizPower was opened to the public through an initial public offering (“IPO”) of its common shares in July 2007. Its common shares were officially listed in the PSE on 16 July 2007. As of 30 September 2021, the Company’s market capitalization was at ₱228.12 bn.

For a full discussion, please refer to the section on “*The Company*” on page [●] of this Offer Supplement.

Summary of Financial Information

The summary of financial and operating information presented below as at 31 December 2020, 2019, 2018, and 2017 and for each of the four years in the period ended 31 December 2020 were derived from the consolidated financial statements of AboitizPower, audited by SyCip Gorres Velayo & Co. (“SGV”) and prepared in accordance with Philippine Financial Reporting Standards (“PFRS”). The financial and operating information presented below as of 30 September 2021 and for the nine (9)-month periods ended 30 September 2021 and 2020 were derived from the unaudited interim condensed consolidated financial statements of AboitizPower prepared in compliance with Philippine Accounting Standards (“PAS”) 34, “Interim Financial Reporting”.

The Group adopted PFRS 16, *Leases*, using the modified retrospective approach with the initial date of application of 01 January 2019. Amounts presented in the balance sheets and statements of income as of, and for the years ended, 31 December 2018 and 2017 are based on PAS 17, *Leases*; IFRIC 4, *Determining whether an Arrangement contains a Lease*; SIC-15, *Operating Leases-Incentives*; and SIC-27, *Evaluating the Substance of Transactions Involving the Legal Form of a Lease*. The comparative financial information for accounts affected by the adoption of PFRS 16 may not be comparable to the information presented as of, and for the years ended, 31 December 2019 and 2020. Please refer to Note 2 of the Group’s audited consolidated financial statements, which are included as an Annex to this Offer Supplement, for the effect of the adoption of PFRS 16.

Prospective Bondholders should read the summary financial information below together with AboitizPower’s audited consolidated financial statements and unaudited interim condensed consolidated financial statements, including the Notes thereto, presented as an Annex and the section entitled “Management’s Discussion and Analysis of Financial Condition and Results of Operations” on page [●] of this Offer Supplement. The information is not necessarily indicative of the results of the future operations.

ABOITIZ POWER CORPORATION AND SUBSIDIARIES
CONSOLIDATED BALANCE SHEETS

(Amounts in Thousands)

	30 September 2021 (Unaudited)	31 December 2020 (Audited)	31 December 2019 (Audited)	31 December 2018 (Audited)	31 December 2017 (Audited)
ASSETS					
Current Assets					
Cash and cash equivalents	₱32,601,066	₱38,699,545	₱37,433,929	₱46,343,041	₱35,699,631
Trade and other receivables	24,987,270	22,017,309	21,747,422	21,721,776	17,359,828
Derivative assets	5,278,389	–	–	71,583	228,644
Inventories	9,392,974	6,308,200	6,632,029	6,690,453	5,643,607
Property held for sale	0	–	–	675,819	–
Other current assets	10,009,038	10,479,648	11,083,405	13,205,935	9,029,886
Total Current Assets	82,268,737	77,504,702	76,896,785	88,708,607	67,961,596
Noncurrent Assets					
Investments and advances	₱64,681,038	₱61,828,801	₱60,878,541	₱34,334,126	₱31,248,595
Property, plant and equipment	202,302,429	203,451,243	209,521,466	207,110,412	204,025,303
Intangible assets	46,448,229	44,279,386	46,712,501	46,165,494	46,344,658
Derivative assets – net of current portion	25,932	–	82,327	221,245	113,297
Available for sale investments	–	–	–	–	102,999
Financial assets at fair value through profit or loss (FVTPL)	3,906	3,906	3,906	101,441	–
Net pension assets	50,410	50,410	68,209	126,977	56,400
Deferred income tax assets	1,530,636	1,539,020	2,786,310	2,233,695	1,406,796
Other noncurrent assets	7,840,209	9,271,556	13,519,312	10,660,179	10,217,355
Total Noncurrent Assets	322,882,789	320,420,416	333,572,572	300,953,569	293,515,403
TOTAL ASSETS	₱405,151,526	₱397,925,118	₱410,469,357	₱389,662,176	₱361,476,999
LIABILITIES AND EQUITY					
Current Liabilities					
Short-term loans	₱11,038,310	₱11,743,413	₱10,335,420	₱11,546,560	₱4,717,300
Current portions of:					
Long-term debts	22,773,825	17,254,213	10,386,311	8,697,404	20,692,751

Lease liabilities	7,887,951	7,104,181	5,486,745	4,131,059	3,316,165
Long-term obligation on power distribution system	40,000	40,000	40,000	40,000	40,000
Derivative liabilities	238,539	787,273	2,255,736	159,926	47,577
Trade and other payables	21,884,610	18,371,798	22,376,120	21,801,288	19,852,383
Income tax payable	593,167	722,715	510,137	438,783	646,115
Total Current Liabilities	₱64,456,402	₱56,023,593	₱51,390,469	₱46,815,020	₱49,312,291

Noncurrent Liabilities

Noncurrent portions of:

Long-term debts	₱144,602,367	₱160,067,119	₱167,585,311	₱149,360,287	₱131,360,749
Lease liabilities	27,602,383	32,158,796	39,302,899	42,763,296	45,909,089
Long-term obligation on power distribution system	160,008	143,436	159,350	173,496	186,071
Derivative liabilities – net of current portion	273,320	1,001,529	212,588	–	–
Customers' deposits	7,142,348	6,798,845	6,521,469	6,008,364	6,094,690
Decommissioning liability	5,755,145	5,008,033	3,567,492	3,678,810	2,959,060
Deferred income tax liabilities	612,636	745,214	848,471	858,290	912,601
Net pension liabilities	294,086	294,086	426,047	244,857	361,228
Other noncurrent liabilities	315,220	1,099,394	6,812,250	3,183,089	402,756
Total Noncurrent Liabilities	₱186,757,513	₱207,316,452	₱225,435,877	₱206,270,489	₱188,186,244
Total Liabilities	₱251,213,915	₱263,340,045	₱276,826,346	₱253,085,509	₱237,498,535

Equity Attributable to Equity Holders of the Parent

Paid-in capital	₱19,947,498	₱19,947,498	₱19,947,498	₱19,947,498	₱19,947,498
Net unrealized loss on AFS investments	–	–	–	–	-625
Share in net unrealized valuation gain on fair value through other comprehensive income (FVOCI) of an associate	98,602	98,602	101,727	101,727	124,121
Cumulative translation adjustments	6,834,269	-2,446,773	-994,253	525,916	113,637
Share in cumulative translation adjustments of associates and joint ventures	57,637	-684,042	-153,485	321,139	-144,507
Actuarial losses on defined benefit plans	-1,239,184	-1,239,612	-923,833	-587,267	-601,461

Share in actuarial gain (loss) on defined benefit plans of associates and joint ventures	7,607	8,748	-14,299	29,729	4,963
Acquisition of non-controlling interests	-6,321,325	-6,321,325	-6,321,325	-259,147	-259,147
Excess of cost of investments over net assets	-421,260	-421,260	-421,260	-421,260	-421,260
Loss on dilution	-433,157	-433,157	-433,157	-433,157	-433,157
Retained earnings					
Appropriated	20,060,000	33,660,000	33,660,000	34,060,000	34,060,000
Unappropriated	108,022,071	84,989,900	81,095,377	74,427,738	63,006,308
	₱146,612,758	₱127,158,579	₱125,542,990	₱127,712,916	₱115,396,370
Non-controlling Interests	7,324,853	7,426,494	8,100,021	8,863,751	8,582,094
Total Equity	153,937,611	134,585,073	133,643,011	136,576,667	123,978,464
TOTAL LIABILITIES AND EQUITY	₱405,151,526	₱397,925,118	₱410,469,357	₱389,662,176	₱361,476,999

ABOITIZ POWER CORPORATION AND SUBSIDIARIES

CONSOLIDATED STATEMENT OF INCOME

(Amounts in Thousands, Except Earnings Per Share Amounts)

	Nine Months Ended September 30		Years Ended December 31			
	(Unaudited)		(Audited)			
	3Q 2021	3Q 2020	2020	2019	2018	2017
OPERATING REVENUES	₱93,601,574	₱81,129,541	₱110,376,649	₱125,635,157	₱131,572,084	₱119,391,303
OPERATING EXPENSES	₱72,498,852	₱61,852,466	₱83,496,762	₱96,779,283	₱95,075,402	₱85,217,574
FINANCIAL INCOME (EXPENSES)						
Interest income	256,843	540,235	653,076	1,291,703	880,085	927,012
Interest expense and other financing costs	-10,294,844	-10,614,840	-14,253,528	-14,047,646	-12,082,158	-11,247,780
	-₱10,038,001	-₱10,074,605	-₱13,600,452	-₱12,755,943	-₱11,202,073	-₱10,320,768
OTHER INCOME (EXPENSES)						
Share in net earnings of associates and joint ventures	7,111,247	1,709,968	2,675,136	3,813,962	4,356,825	4,697,864
Other income (expenses) – net	456,272	2,517,714	4,928,563	3,483,387	-1,292,311	-1,704,000
	₱7,567,519	₱4,227,682	₱7,603,699	₱7,297,349	₱3,064,514	₱2,993,864

INCOME BEFORE INCOME TAX	18,632,240	13,430,152	20,883,134	23,397,280	28,359,123	26,846,825
PROVISION FOR INCOME TAX	1,641,434	4,785,682	6,061,912	3,215,498	2,925,623	3,858,398
NET INCOME	₱16,990,806	₱8,644,470	₱14,821,222	₱20,181,782	₱25,433,500	₱22,988,427
ATTRIBUTABLE TO:						
Equity holders of the parent	₱15,686,985	₱7,005,701	₱12,577,676	₱17,322,677	₱21,707,603	₱20,416,442
Non-controlling interests	1,303,821	1,638,769	2,243,546	2,859,105	3,725,897	2,571,985
	₱16,990,806	₱8,644,470	₱14,821,222	₱20,181,782	₱25,433,500	₱22,988,427
EARNINGS PER COMMON SHARE						
Basic and diluted, income for the period attributable to ordinary equity holders of the parent	₱2.13	₱0.95	₱1.71	₱2.35	₱2.95	₱2.77

ABOITIZ POWER CORPORATION AND SUBSIDIARIES
CONSOLIDATED STATEMENT OF COMPREHENSIVE INCOME
(Amounts in Thousands)

	Nine Months Ended September 30		Years Ended December 31			
	(Unaudited)		(Audited)			
	3Q 2021	3Q 2020	2020	2019	2018	2017
NET INCOME						
ATTRIBUTABLE TO:						
Equity holders of the parent	₱15,686,985	₱7,005,701	₱12,577,676	₱17,322,677	₱21,707,603	₱20,416,442
Non-controlling interests	1,303,821	1,638,769	2,243,546	2,859,105	3,725,897	2,571,985
	₱16,990,806	₱8,644,470	₱14,821,222	₱20,181,782	₱25,433,500	₱22,988,427
OTHER COMPREHENSIVE INCOME (LOSS)	10,214,873	-3,172,294	-2,823,607	-2,615,179	1,060,998	378,492
TOTAL COMPREHENSIVE INCOME	₱27,205,679	₱5,472,176	₱11,997,615	₱17,566,603	₱26,494,498	₱23,366,919
ATTRIBUTABLE TO:						
Equity holders of the parent	₱25,708,993	₱4,376,837	₱10,298,742	₱14,947,290	₱22,602,094	₱20,617,187
Non-controlling interests	1,496,686	1,095,339	1,698,873	2,619,313	3,892,404	2,749,732
	₱27,205,679	₱5,472,176	₱11,997,615	₱17,566,603	₱26,494,498	₱23,366,919

For a full discussion, please refer to the section on “Financial and Other Information” beginning on page [●] of this Offer Supplement.

Competitive Strengths

The Company believes that its principal strengths are the following:

- Strong track record in both power generation and distribution
- Ability to take advantage of expected strong power market fundamentals
- Power generation contracts that provide steady and predictable cash flow
- Benefits from renewable energy sources
- Dependable and growing sources of income from its power distribution businesses
- Strong financial position and the ability to obtain limited recourse and corporate level financing
- Established relationships with strategic partners
- Strong and experienced management team

For a full discussion, please refer to the section on “*Competitive Strengths*” on page [●] of this Offer Supplement.

Business Strategy

The Company’s business strategy is to increase shareholder value by developing new generation projects, selectively acquiring existing generating facilities, expanding its electricity-related services and continuing to improve the operational efficiency of its existing generation and distribution facilities. More specifically, the Company’s strategy includes the following:

- Expand the Company’s generation portfolio
- Contract the bulk of the Company’s attributable net sellable capacity and leverage the generating portfolio mix
- Expand the scope of the Company’s distribution business and continue to improve the operational efficiency of its existing distribution assets
- Maintain a high level of social responsibility in the communities in which the Company operates

For a full discussion, please refer to the section on “*Business Strategy*” beginning on page [●] of this Offer Supplement.

Risks of Investing

An investment in the Third Tranche Bonds involves a certain degree of risk. A Prospective Bondholder should carefully consider the following factors, in addition to the other information contained in this Offer Supplement, in deciding whether to invest in the Third Tranche Bonds.

Risks related to the Company’s business:

- Project Risk
- Regulatory Risk
- Reputation Risk
- Information Security Risk
- Business Interruption Due to Force Majeure, Natural Calamities, and Critical Equipment Breakdown
- Financial Risk
- Competition Risk
- Talent Risk
- Pandemic Risk
- Stranded Asset Risk
- Emerging Risk

Risks Related to the Philippines:

- A slowdown in the Philippines’ economic growth could adversely affect the Company
- Any political instability in the Philippines may adversely affect the Company

- Territorial disputes involving the Philippines and its neighboring countries may adversely affect its economy and business development

Risks Related to the Offer:

- Liquidity Risk
- Reinvestment Risk
- Pricing Risk
- Retention of Ratings Risk
- Suitability of Investment
- Bonds have no preference under Article 2244(14) of the Civil Code

For a full discussion, please refer to the section on “*Risk Factors and Other Considerations*” on page [●] of this Offer Supplement.

This Offer Supplement contains forward-looking statements that involve risks and uncertainties. AboitizPower adopts what it considers conservative financial and operational controls and policies to manage its business risks. AboitizPower’s actual results may differ significantly from the results discussed in the forward-looking statements. See section “*Forward-Looking Statements*” on page [●] of this Offer Supplement. Factors that might cause such differences, thereby making the offering speculative or risky, may be summarized into those that pertain to the business and operations of AboitizPower, in particular, and those that pertain to the overall political, economic, and business environment, in general.

CAPITALIZATION

The table below presents a summary of the short-term debts, long-term debts, and capitalization of the Group as of 30 September 2021 and as adjusted to reflect the issue of the Third Tranche Bonds. The net proceeds from the Offer are estimated to be ₱6,908,165,959 for the Base Offer, or ₱9,872,579,255 assuming the full exercise of the Oversubscription Option, after deducting fees, commissions, and expenses relating to the issuance. The proceeds of the Offer will be used by the Issuer to fund future renewable energy projects and for the early redemption of the 2018 Series B Bonds[●].

	As of 30-Sep-21	As adjusted for the Base Offer of ₱7 bn	As adjusted for the Base Offer and the Oversubscription Option in the aggregate amount of ₱10 bn
	(in Php mns)		
Short-term debt			
Short-term loans	11,038	11,038	11,038
Current portions of:			
Long-term debt	22,774	22,774	22,774
Lease liabilities	7,888	7,888	7,888
Total short-term debts	41,700	41,700	41,700
Long-term debts – net of current portion			
Non-current portions of:			
Long-term debt	144,602	144,602	144,602
Lease liabilities	27,602	27,602	27,602
The issue of Bonds	–	6,908	9,873
Total long-term debts	172,204	179,112	182,077
Equity			
Equity attributable to equity holders of the parent	146,613	146,613	146,613
Non-controlling interests	7,325	7,325	7,325
Total Equity	153,938	153,938	153,938
Total Capitalization	367,842	374,750	377,715

SUMMARY OF THE OFFERING

This Offer Supplement and the Offer relate to the third tranche of the Bonds under the Debt Securities Program with an Offer of up to ₱7,000,000,000.00 with an Oversubscription Option of up to ₱3,000,000,000.00 (the “Third Tranche Bonds”). The following summary offer does not purport to be complete, is taken from, qualified in its entirety by, and should be read in conjunction with the more detailed information appearing elsewhere in the Offer Supplement to which it relates. The Third Tranche Bonds will be issued as the third tranche under the Debt Securities Program of the Issuer.

Issuer	: Aboitiz Power Corporation
Joint Issue Managers	: BDO Capital & Investment Corporation China Bank Capital Corporation First Metro Investment Corporation
Joint Bookrunners and Joint Lead Underwriters	: BDO Capital & Investment Corporation China Bank Capital Corporation First Metro Investment Corporation SB Capital Investment Corporation
Trustee	: BDO Unibank, Inc. – Trust and Investments Group
Registrar and Paying Agent	: Philippine Depository & Trust Corp.
Issue / Issue Amount	: SEC-registered fixed rate, Peso-denominated bonds constituting the direct, unconditional, unsecured and unsubordinated obligations of the Issuer in the amount of up to ₱7,000,000,000.00 (the “Base Offer”) with an oversubscription option of up to ₱3,000,000,000.00 (the “Oversubscription Option”), under the Issuer’s Debt Securities Program.

In case the Oversubscription Option is partly exercised or not exercised at all during the Offer Period, the Third Tranche Bonds under Oversubscription Option that will not be taken up or exercised during the Offer Period will remain under the Shelf Registration and may be issued in tranches within Shelf Period.

The Oversubscription Option is exercisable by the Joint Lead Underwriters with the consent of the Issuer.

The Issuer has the discretion to allocate the Issue Amount between the Series D Bonds and Series E Bonds, or depending on prevailing market conditions, to fully allocate the entire Issue Amount to just one series, or not to allocate the Base Offer to any of these series, based on bids received from the book building process of the Joint Bookrunners and Joint Lead Underwriters.

Use of Proceeds	: To fund future renewable energy projects and for the early redemption of the 2018 Series B Bonds, as more described in the section entitled “Use of Proceeds” on page [●] of this Offer Supplement.
Issue Price	: 100% of face value
Manner of Distribution	: Public Offering

- Offer Period : The Offer shall commence at 9:00 a.m. on [●] and end at 5:00 p.m. on [●], or on such other date as the Issuer and the Joint Bookrunners and Joint Lead Underwriters may agree upon.
- Issue Date : [●], or the immediately succeeding Banking Day if such Issue Date is not a Banking Day, or such later date as may be mutually determined by the Issuer and the Joint Bookrunners and Joint Lead Underwriters for the issuance of the Third Tranche Bonds. In the event that the original Issue Date is moved to the succeeding Banking Day, the interest accruing for the first Interest Period shall accrue from (and including) such adjusted Issue Date, without adjustment to the Interest Payment Date.
- Maturity Date or Redemption Date : Series D Bonds: five (5) years from Issue Date or [●]
Series E Bonds: seven (7) years from Issue Date or [●]
- provided that, in the event that such Maturity Date falls on a day that is not a Banking Day, the Maturity Date shall be the immediately succeeding Banking Day, without adjustment to the amount of interest to be paid.
- Except when the Early Redemption Option (as defined below) is exercised, the Third Tranche Bonds will be redeemed at par (or 100% of face value) on the relevant Maturity Date.
- Interest Rate : Series D Bonds: [●]% per annum
Series E Bonds: [●]% per annum
- Interest Payment Date : [The Interest shall be paid quarterly in arrear on [●] of each year commencing on [●], until and including the relevant Maturity Date (each, an "Interest Payment Date"), or the next Banking Day if such dates fall on a non-Banking Day without any adjustment in the amount of interest as originally computed. The last Interest Payment Date shall fall on the relevant Maturity Date, or the immediately succeeding Banking Day if such date is not a Banking Day, without any adjustment to the amount due.
- Interest on the Third Tranche Bonds shall be calculated on a 30/360-day basis.]
- Form and Denomination : The Third Tranche Bonds shall be issued in scripless form in minimum denominations of ₱50,000.00 each, and in multiples of ₱10,000.00 thereafter.
- Early Redemption : The Issuer shall have the right, but not the obligation, to redeem in whole (and not in part), the outstanding Third Tranche Bonds (the "Early Redemption Option"), on any of Interest Payment Dates specified below (any such date, the "Early Redemption Date") or the immediately succeeding Banking Day if such date is not a Banking Day, without any adjustment in the amount of interest as originally computed. The amount payable to the Bondholders upon the exercise of the Early Redemption Option by the Issuer ("Early Redemption Price") shall be calculated based on the principal amount of the Third Tranche Bonds being redeemed as the aggregate of the: (i) accrued

interest computed from the last Interest Payment Date up to the relevant Early Redemption Date; and (ii) the product of the principal amount (total outstanding principal amount of the relevant Third Tranche Bonds) and the applicable Early Redemption Price (as set out below) in accordance with the following schedule:

Series D Bonds	
Early Redemption Dates	Early Redemption Price (inclusive of early redemption premium)
3 years from Issue Date and every Interest Payment Date thereafter before the 4 th anniversary of the Issue Date	[101.00%]
4 years from Issue Date and every Interest Payment Date thereafter before Maturity Date	[100.25%]

Series E Bonds	
Early Redemption Dates	Early Redemption Price (inclusive of early redemption premium)
4 years from Issue Date and every Interest Payment Date thereafter before the 5 th year anniversary of the Issue Date	[102.00%]
5 years from Issue Date and every Interest Payment Date thereafter before the 6 th year anniversary of the Issue Date	[101.00%]
6 years from Issue Date and every Interest Payment Date thereafter before the Maturity Date	[100.25%]

The Issuer shall give not less than thirty (30) nor more than sixty (60) days prior written notice to the Bondholders through the Trustee of its intention to redeem the Third Tranche Bonds, which notice shall be irrevocable and binding upon the Issuer to effect such early redemption on the Early Redemption Date stated in such notice. For the avoidance of doubt, notice to the Trustee shall be considered notice to the Bondholders.

Redemption for Taxation Reasons : The Issuer may redeem any series of the Third Tranche Bonds in whole, but not in part, on any Interest Payment Date (having given not more than sixty (60) nor less than fifteen (15) days' notice to the Trustee) at par plus accrued interest, subject to the requirements of Applicable Law, if payments under the Third Tranche Bonds become subject to additional or increased taxes other than the taxes and rates of such taxes prevailing on Issue Date as a result of certain changes in Applicable Law, and such additional or increased rate of such tax cannot be avoided by use of reasonable measures available to the Issuer.

For avoidance of doubt, the Issuer shall not be liable for the payment of the additional or increased taxes on the income of the Bondholders, which shall be for the account of the Bondholders.

Redemption by Reason of Change in Law or Circumstance

If any one or more of the following events shall occur, in the reasonable opinion of the Bondholders holding at least two-thirds (2/3) of the outstanding amount of the Third Tranche Bonds for the events contemplated in (a), (b) or (c) below or the Majority Bondholders for the events contemplated in (d) below (and with written notice to the Trustee), and be continuing for a period of thirty (30) Banking Days with respect to the events contemplated in (a) or (c) below:

- a. Any law, Government and/or non-government consent, license, authorization, registration or approval now or hereafter necessary to enable the Issuer to comply with its obligations under the Trust Agreement or the Third Tranche Bonds which shall be modified in a manner which, while not constituting an Event of Default, will result in a Material Adverse Effect, or shall be withdrawn or withheld;
- b. Any provision of the Trust Agreement or any of the related documents is or becomes invalid, illegal or unenforceable by reason of: (i) any final judgment or order by a court of competent authority; or (ii) notwithstanding any pending action before a court of competent authority: (x) any final and effective act of any Government Authority, or (y) any final and effective law, rule, or regulation to the extent that it becomes for any reason unlawful for the Issuer to give effect to its rights or obligations hereunder, or to enforce any provisions of the Trust Agreement or any of the related documents in whole or in part, or any law is introduced to prevent or restrain the performance by the parties hereto of their obligations under the Trust Agreement or any other related documents;
- c. Any concessions, permits, rights, franchise or privileges required for the conduct of the business and operations of the Issuer shall be revoked, canceled or otherwise terminated, or the free and continued use and exercise thereof shall be curtailed or prevented, by reason of: (i) any final judgment or order by a court of competent authority; or (ii) notwithstanding any pending action before a court of competent authority: (x) any final and effective act of any Government Authority, or (y) any final and effective law, rule, or regulation, in such a manner as to materially and adversely affect the financial condition or operations of the Issuer; and
- d. Any Government Authority or any competent authority condemns, seizes, or expropriates all or substantially all of the assets or properties of the Issuer, unless such act is contested in good faith by the Issuer or unless such act is suspended or restrained by an order of a court of competent jurisdiction;

then, the Trustee, by notice in writing delivered to the Issuer, may declare the principal of the Third Tranche Bonds, including all accrued interest and other charges thereon, if any, to be immediately due and payable, and upon such declaration the same shall be immediately due and payable without any pre-payment penalty that is imposed under an Early Redemption, anything in the Trust Agreement or in the Third Tranche Bonds contained to the contrary notwithstanding, subject to the notice requirements under Section 10.2 of the Trust Agreement, provided that, such notice shall not be deemed either caused by a default under Section 9.1, or a notice of default under Section 10.2 under the same Trust Agreement. The Issuer shall also have the option to redeem in whole, but not in part, the Bonds at par (or 100% of face value) and paid together with the accrued interest thereon, by giving not more than sixty (60) nor less than thirty (30) (or such shorter period prescribed by Applicable Law, if any) days' notice.

Negative Pledge : The Third Tranche Bonds shall have the benefit of a negative pledge on all existing and future assets of the Issuer, subject to certain permitted liens, as provided under Section 5.2 (a) of the Trust Agreement.

Purchase and Cancellation : The Issuer may at any time purchase any of the Third Tranche Bonds at any price in the open market or by tender or by contract, in accordance with PDEX Rules, without any obligation to purchase (and the Bondholders shall not be obliged to sell) Third Tranche Bonds pro-rata from all Bondholders. The Third Tranche Bonds so purchased will be redeemed and cancelled, and may no longer be reissued.

Upon listing of the Third Tranche Bonds on PDEX, the Issuer shall disclose any such transactions in accordance with the applicable PDEX disclosure rules.

Status of the Third Tranche Bonds : The Third Tranche Bonds shall constitute the direct, unconditional, unsecured and unsubordinated Peso denominated obligations of the Issuer and shall rank pari passu and rateably without any preference or priority amongst themselves and at least pari passu with all other present and future unsecured and unsubordinated obligations of the Issuer, other than (i) obligations preferred by law; (ii) any obligation incurred by the Issuer pursuant to Section 5.2 (a) of the Trust Agreement or as may be allowed by the Trust Agreement; and (iii) other Indebtedness or obligations disclosed by the Issuer to the Trustee as of Issue Date. The Third Tranche Bonds shall effectively be subordinated in right of payment to, among others, all of AboitizPower's secured debts to the extent of the value of the assets securing such debt and all of its debt that is evidenced by a public instrument under Article 2244(14) of the Civil Code of the Philippines, unless the Issuer procures a waiver of the preference created by such notarization or equally and ratably extend such preference to the Third Tranche Bonds.

Rating : The Third Tranche Bonds are rated [PRS Aaa] by PhilRatings.

Listing : The Issuer intends to list the Third Tranche Bonds in the PDEX on Issue Date.

- Non-Reliance : Each Bondholder also represents and warrants to the Trustee that it has independently and, without reliance on the Trustee, made its own credit investigation and appraisal of the financial condition and affairs of the Issuer on the basis of such documents and information as it has deemed appropriate and that it has subscribed to the Issue on the basis of such independent appraisal, and each Bondholder represents and warrants that it shall continue to make its own credit appraisal without reliance on the Trustee. The Bondholders agree to indemnify and hold the Trustee harmless from and against any and all liabilities, damages, penalties, judgments, suits, expenses and other costs of any kind or nature against the Trustee in respect of its obligations hereunder, except for its gross negligence or wilful misconduct.
- Own Risk : Bondholders understand and acknowledge that investment in the Third Tranche Bonds is not covered by the Philippine Deposit Insurance Corporation ("PDIC") and that any loss or depreciation in the value of the assets of the Bondholders, resulting from the investments or reinvestment in the Third Tranche Bonds and the regular conduct of the Trustee's trust business shall be for the account of the Bondholder.
- Contact Details of the Trustee : BDO Unibank, Inc. – Trust and Investments Group
Attention: Rosie R. Palaran / Rachele Ann C. Mendiola
Subject: Aboitiz Power Corporation Bonds Due 2025/2028
Address: 14th Floor, BDO Towers Valero, 8741 Paseo De Roxas, Makati City
Facsimile: (632) 8840-7040
E-mail: palaran.rosie@bdo.com.ph / rcm@bdo.com.ph

RISK FACTORS AND OTHER CONSIDERATIONS

An investment in the Third Tranche Bonds described in this Offer Supplement involves a number of risks. The price of securities can and does fluctuate, and any individual security may experience upward or downward movements, and may even become valueless. There is an inherent risk that losses may be incurred rather than profit made as a result of buying and selling securities. Past performance is not a guide to future performance and there may be a large difference between the buying price and the selling price of these securities. Investors deal with a range of investments, each of which may carry a different level of risk. Investors should carefully consider all the information contained in this Offer Supplement, including the risk factors described below before deciding to invest in the Third Tranche Bonds.

This section entitled “Risk Factors and Other Considerations” does not purport to disclose all the risks and other significant aspects of investing in these securities. This section discusses additional risks to those stated in the Prospectus. The following section is qualified in its entirety by, and should be read in conjunction with, the more detailed information found in the Prospectus. Investors should undertake independent research and study the trading of these securities before commencing any trading activity. Investors should seek professional advice regarding any aspect of the securities such as the nature of risks involved in the trading of securities, and specifically those high-risk securities. Investors may request publicly available information on the Third Tranche Bonds and the Company from the SEC.

The risk factors discussed in this section are of equal importance and are only separated into categories for easy reference.

RISKS RELATED TO THE COMPANY’S BUSINESS

An integral part of AboitizPower’s Enterprise Risk Management process is to anticipate, understand, and mitigate the risks that the Company may encounter in its generation, distribution, and retail electricity supply businesses.

Project Risk

AboitizPower has identified project risks as a top risk as it continues to grow its power generation portfolio. Project risks are largely driven by delays in commissioning and testing, commercial operations, as well as late completion and delivery of the government-owned transmission assets that will enable full dispatch of the plants in the pipeline. COVID-19-related travel restrictions, mandatory quarantine protocols, and on-site infections have also significantly affected the project milestones in 2020 and 2021 and are anticipated to persist given the more virulent COVID-19 variants. The Company’s External Relations team and the Compliance teams of AboitizPower’s Business Units have all been closely coordinating with the Department of Foreign Affairs, the COVID-19 Inter-Agency Task Force (IATF), and airport authorities, among others, to ensure unhampered movement of services and goods.

Project risk management plans are thoroughly defined and regularly reviewed for each project to track issues related to quality, safety, compliance, schedule, and resources. These plans ensure that identified risk control measures and recovery actions are implemented. Appropriate project insurance coverage, as well as periodic performance reviews of selected partners, reputable contractors, and third-party suppliers, are also in place.

To further mitigate project risks, delivery of transmission assets is closely coordinated with the NGCP. Operational readiness reviews are performed to ensure that new generating units are ready for commercial operations prior to going on-line. Project post-mortem reviews are also conducted to determine key learnings that can be applied to ongoing and future projects.

To address challenges in land procurement, conversion, permitting, right-of-way, and other land-related issues, project stakeholder management plans are also developed to ensure that partners, contractors, regulatory agencies, host communities, LGUs, and other key stakeholders are aligned with project execution timelines.

The COVID-19 pandemic also affected the construction of the GNPowder Dinginin project. It is now in the initial stages of commissioning but continues to face challenges due to the COVID-19 pandemic. Construction has slowed down because of the preventive measures taken to ensure the safety of workers on-site. Due to said circumstances, the AboitizPower Group is constantly evaluating the timing of the project's commercial operations date. A team of commissioning experts is taking an active role in the commissioning of the units to avoid further delays in the project delivery.

Regulatory Risk

The electric power industry is characterized by a constantly evolving regulatory environment. Any shortcoming in regulatory compliance poses negative consequences in both the net income and reputation of each Business Unit and the Group. Further, the Company's results of operations and cash flow could be adversely affected by the inability to predict, influence, or respond appropriately to changes in law or regulatory schemes, including any inability or delay in obtaining expected or contracted increases in electricity tariff rates or tariff adjustments for increased expenses, or any inability or delay in obtaining or renewing permits for any facilities, could adversely impact results of operations and cash flow. The Company's business could also be adversely affected by any changes in laws or regulations, or changes in the application or interpretation of laws or regulations in jurisdictions where power projects are located, could adversely affect the Company's business, including, but not limited to:

- (a) adverse changes in tax laws;
- (b) changes in the timing of tariff increases or in the calculation of tariff incentives;
- (c) change in existing subsidies or incentive schemes and other changes in the regulatory determinations under the relevant concessions;
- (d) other changes related to licensing or permitting which increase capital or operating costs or otherwise affect the ability to conduct business; or
- (e) other changes that have retroactive effect and/or take account of revenues previously received and expose power projects to additional compliance costs or interfere with our existing financial and business planning.

Any of the above events may result in lower margins for the affected businesses, which could adversely affect the Group's results of operations.

For renewable assets, pricing is fixed by regulatory arrangements which operate instead of, or in addition to, contractual arrangements. Business Units that are subject to regulated tariffs bear the risk. To the extent that operating costs rise above the level approved in the tariff, the Business Units that are subject to regulated tariffs would bear the risk. During the life of a project, the relevant government authority may unilaterally impose additional restrictions on the project's tariff rates, subject to the regulatory frameworks applicable in each jurisdiction. Future tariffs may not permit the project to maintain current operating margins, which could have a material adverse effect on the Business Unit or the Group, financial condition, results of operations and prospects.

To anticipate and proactively respond to changes in regulations, the Regulatory Affairs and External Relations teams of AboitizPower constantly collaborates with the DOE and the ERC to work towards a sound and sustainable regulatory and policy environment. Similarly, the AboitizPower SHES Team keeps abreast with environmental laws and coordinates with DENR on matters pertaining to environmental compliance.

These teams, among others, actively participate in consultative processes and public consultations to provide feedback and positions on proposed laws and regulations. The Company's participation likewise ensures that its interpretation of such laws and regulations is aligned with the regulators. This is done in cooperation with organized power industry groups such as the Philippine Independent Power Producers Association (PIPPA) and Philippine Electric Plant Owners Association (PEPOA). Regular dialogues are conducted with host communities, media, non-government organizations, and the academe, to educate and update various groups about the power industry.

AboitizPower has likewise transitioned its Legal Team to strategically focus on compliance and to continually align with the Aboitiz Group's overall compliance processes. The Company is institutionalizing a compliance

framework across the different business and corporate support units, and is formalizing compliance reporting requirements among the Group's compliance officers. AboitizPower has also implemented the Aboitiz Unified Compliance Management System, an Aboitiz Group-wide initiative that is based on the Governance, Risk and Compliance framework.

Reputation Risk

AboitizPower recognizes that its reputation is its single most valuable asset, a competitive advantage that allows the Company to earn, maintain, and strengthen the trust of its stakeholders. The Company knows that its reputation today took generations to build and sustain; hence, the need to protect and enhance it progressively is imperative.

Today's operating environment is characterized by increasing corporate governance standards, heightened public consciousness due to social media, and greater scrutiny from key stakeholders. Reputation risks result from the occurrence of, or failure to, mitigate other risks.

AboitizPower continues to strengthen stakeholder engagement activities with all its stakeholders, including its customers, employees, shareholders, lenders and insurers, regulators, host communities, and LGUs. One of the key engagement channels is ER 1-94 which allows host communities to reap financial benefits for their contribution to power plants situated in their localities. AboitizPower's assumption of the fund's administration functions has hastened fund remittance and utilization for local electrification, development and livelihood, and environment enhancement projects of host communities. Due to the COVID-19 pandemic, DOE Department Circular 2020-04-0008 dated 06 April 2020 rationalized the utilization by host LGUs of ER 1-94 funds for COVID-19 response instead. As of mid-November 2020, over 80% of the total available ER 1-94 funds have been released by DOE and AboitizPower to around 90% of the Company's host beneficiaries.

For the past four years, AboitizPower has been recognized as a constituent company in the FTSE4Good Index Series. This Index Series was created by global index provider FTSE Russell and measures the performance of companies demonstrating strong ESG practices. The Company's recent Corporate Sustainability Assessment by the highly regarded Robeco SAM group, now part of S&P Global, showed marked improvements in its ESG performance. The absolute score of AboitizPower improved the company's score in this year's FTSE4Good Index Series climbed by 24% to 3.1 from 2.5 due to improvements in its health and safety initiatives, and its campaigns on diversity, equity, and inclusion, among others. Meanwhile, the Company retained its rating of BB from the MSCI ESG Rating.

Moving forward, AboitizPower will continue to focus on addressing gaps in various risk areas of ESG. Furthermore, the Company's growth strategy remains aligned with the energy trilemma of energy security, energy equity, and environmental sustainability, but will be characterized by a strategic shift from ensuring low-cost energy to also providing energy from more sustainable sources in the next decade.

Information Security Risks

AboitizPower recognizes the vulnerabilities of global information security breaches and the increasingly complex challenges of digital transformations. Management acknowledges that information security threats should be addressed to prevent targeted and non-targeted attacks which can adversely disrupt operations and customer services, and result in serious impacts to the Company's bottom line and reputation.

In 2019, AboitizPower further strengthened its protection protocols against security threats with the implementation of the ISMS following the ISO 27001:2015 standard. In 2020, the Company's Generation and Distribution Business Groups rolled out a uniform, Company-wide Operational Technology (OT) Security Minimum Standard.

AboitizPower aligns with the Aboitiz Group-wide Cyber Security Program, specific governance, standards, training and culture-building, and Operational Technology Security projects. OT Security projects in generation and distribution facilities are also ongoing through phased implementation until 2022. The ISMS discipline will continue to be embedded in all three pillars of Information and Operational Systems Security: People, Process, and Technology.

In efforts to achieve the desired Level 4 in Cyber Security Maturity and build an information security risk-aware culture within the Company, business continuity plans (BCP) on loss of technology scenarios are in place, annually tested, reviewed, and continually improved. AboitizPower keeps pace with current information security threat landscape, solutions, and best practices to further strengthen prevention, detection, and comprehensive response to information security threats. Information risks, including cyber security risks, will remain on top of the agenda of the Board Risk Committee for the coming years.

Loss due to Force Majeure, Natural Calamities, and Critical Equipment Breakdown

The loss of, and/or damage to, facilities caused by natural calamities such as earthquakes, typhoons, and floods may result in significant business interruptions within AboitizPower. Interruptions may also be caused by other factors such as critical equipment breakdown, Information Technology (IT) and OT security breaches, fires and explosions, hazardous waste spills, workplace injuries and fatalities, terrorism, and other serious risks.

Planned maintenance and overall outage management of AboitizPower's generation facilities and its critical equipment and OT infrastructure and systems are governed by asset management standards based on global best practice. All of AboitizPower's generation facilities have achieved asset management certifications based on ISO 55001:2014 standard. Recently commissioned plants will also be lined up for certification.

On the other hand, distribution network availability and reliability targets have consistently been aligned with the performance bond standards set by the ERC as part of the RDWR.

All Business Units have also achieved OSHAS 18001 certification, a British standard which is focused on controlling occupational health and safety hazards. AboitizPower companies are also transitioning to the ISO 45001 standard to drive a risk-based culture with more proactive approaches toward mitigating risks before they happen. To further reinforce industrial fire safety, annual in-house training program on Fixed Fire Fighting Systems of the U.S. National Fire Protection Association is conducted for operations, maintenance, and safety personnel.

Group insurance programs that leverage on the Company's portfolio of generation and distribution assets, supported by risk modelling and quantification, are also in place and regularly reviewed. AboitizPower ensures that its Business Units have the right insurance solutions to achieve the optimal balance between retaining or transferring risks versus lowering the Total Cost of Insurable Risk. As such, business interruption insurance is procured to cover any potential loss in gross profits that may result from a major damage to critical assets. AboitizPower is embarking on a major initiative to look for alternative risk transfer strategies to optimize loss indemnity and risk retention.

Business Units periodically review, test, develop, update, and improve their BCP to ensure that they remain relevant with current business conditions, and address the uncertainties and issues faced by the Company.

Some of these enhancements include: (a) typhoon preparedness; (b) regular emergency drills and simulation exercises on various scenarios related to other natural and man-made calamities; and (c) post-event evaluations to ensure that employees are able to respond effectively and safely as planned. AboitizPower is looking to expand business continuity strategies on a geographic regional scale for better coordination among several plants.

To further improve its existing BCM framework and practices, AboitizPower has rolled out a three-year roadmap of Business Continuity initiatives, which conforms to ISO 22301:2012 standards and requirements.

Financial Risk

In the course of its operations, AboitizPower and its Subsidiaries are exposed to the following financial risks:

- (a) The growing multi-sectoral negative action against coal has led many financial institutions to restrict investments in coal projects. The following are important considerations of the Company's existing

portfolio and strategic project pipeline, where coal concentration will significantly be reduced by the year 2030:

- i) Financing and refinancing risks in terms of the Company's inability to borrow money to fund future coal projects. While banks are still willing to lend, the cost of project financing tends to be more expensive;
 - ii) Difficulty in insurance procurement or renewal, where insurers' policy on coal underwriting and investing are also aligned with the same global trends on sustainability and ESG issues. While insurers are still willing to cover coal plants, the resulting impact is significantly higher premium rates for coal insurance year on year. Inability to fill up 100% capacity due to the reluctance or withdrawal of some insurance markets to insure coal plants has prompted the Company to resort to self-insurance. Other noteworthy risk drivers are the hardening of the insurance market aggravated by the global economic impact of the COVID-19 pandemic, and any significant losses on damage to critical assets and related business interruptions; and
 - iii) Regulatory pressure, which is increasing with the recent DOE Memorandum dated 22 December 2020 re: *"Advisory on the Moratorium on Endorsements for Greenfield Coal-Fired Power Projects in line with Improving the Sustainability of the Philippines' Electric Power Industry"*, effective 27 October 2020;
- (b) Refinancing and liquidity risks arising from balloon / bullet payments for existing loans;
 - (c) Interest rate risks resulting from the increasing cost to borrow money as a result of inflation; and
 - (d) Forex risks in terms of forex fluctuations that may significantly affect its foreign currency-denominated placements, transactions, and borrowings. This risk is currently driven by the global COVID-19 crisis, given the impact it has on general currency markets; and the amount of natural hedge flows which may decline.

Aside from the negative impact to the Group's net income, these risks would also constrain any expansion and growth projects. Furthermore, defaulting on existing loans and other financial obligations will consequently put the Company's reputation at risk.

To address these risks, the Company carries out the following actions:

- (a) Regular monitoring of the Company's cash position;
- (b) Maintaining good relationships with the banks;
- (c) Exploring alternative risk transfer strategies and operationalizing self-retention strategies to develop a more cost-effective loss indemnity cover; and
- (d) Implementing the Group's Financial Risk Management Framework, which is a collaboration of the Group Risk and Treasury teams and designed to ensure a consistent approach in identifying, assessing, quantifying, and mitigating financial risks across the Group.

Competition Risk

Increasingly competitive market conditions create downward pressure on contract rates and increasing levels of commercial risk, to wit: (a) generation companies are required to participate in a transparent and competitive bidding of power supply requirements of distribution utilities and electric cooperatives through the CSP; and (b) spot prices are expected to continue to be volatile. As such, fixed pricing may potentially increase exposure to fuel and forex risk, while the inability to contract at favorable rates and commercial terms may result in further exposure to higher levels of spot market volatility.

As AboitizPower endeavors to market and contract project capacities from investments ahead of time, as well as renew expiring contracts from existing capacities, it also maximizes energy trading opportunities in the spot market. Striking this balance requires a combination of portfolio pricing and contracting strategies, and hedging of coal and forex exposure on fixed contracts. This is to ensure that plant operations are optimized, and that revenue and cash flow streams are managed.

Talent Risk

AboitizPower gears for further growth by shifting towards renewable energy sources and increasing its presence in the international market, while ensuring the availability and reliability of existing power plants. Both growth and operational excellence thrusts demand for organic subject matter experts of critical assets.

The risk on availability, readiness, and retention of talents for critical posts is inevitably increasing. Thus, talent attraction, optimization, and retention strategies are of utmost importance. In 2019, the Company integrated Strategic and Operational Workforce Planning into the Organizational Planning processes to enable the identification of current and future talent needs. This helped shape the people strategy of AboitizPower. In 2020, key human capital initiatives to holistically address talent management risks including employer branding; building targeted talent communities; succession management and talent mapping, blended development programs linked to competency and performance requirements (i.e., critical position understudy program, leadership and technical development and career pathing); purposive employee engagement programs; and a mental wellness initiative as part of the Company's COVID-19 business continuity plan were implemented.

Pandemic Risk

In December 2019, the COVID-19 outbreak began in China and spread to other countries, including the Philippines. On 10 March 2020 the World Health Organization characterized COVID-19 as a pandemic. As of 25 September 2021, the Department of Health ("DOH") reported 2,470,175 COVID-19 cases nationwide with 37,405 deaths.

The Philippines remains vulnerable to exposure and spread of the disease for the following reasons: (a) the considerable number of Overseas Filipino Workers globally; (b) the impact of international travel which raises the probability of transmission; and (c) lack of the necessary infrastructure to contain the spread of the disease. In response to the recent outbreak of COVID-19, the Philippines has imposed travel bans on several affected countries, which may have an adverse impact on the AboitizPower Group's suppliers' ability to deliver, which could delay the construction of certain projects.

In a move to contain the COVID-19 outbreak, the Office of the President issued a Memorandum directive to impose stringent social distancing measures in the National Capital Region effective 15 March 2020. Presidential Proclamation No. 929 was issued the next day, declaring a State of Calamity throughout the Philippines for a period of six months and imposed an enhanced community quarantine throughout the island of Luzon until 12 April 2020. On 24 March 2020, Congress passed Republic Act No. 11469, known as the Bayanihan to Heal as One Act (the "Bayanihan Act") into law, which conferred emergency powers on the President. On 25 June 2020, measures under the Bayanihan Act were implemented to address the pandemic in the Philippines that expired without extension or replacement.

On 11 September 2020, the Bayanihan 2 Act was signed into law by President Duterte. The Bayanihan 2 Act seeks to provide a stimulus package to struggling sectors as part of the country's COVID-19 response and recovery plan, and to scrutinize the Government's implementation of programs related to the pandemic. Similar to the Bayanihan Act, the Bayanihan 2 Act confers emergency powers to President Duterte which will be in effect until 19 December 2020. Such powers include the authority to adopt measures to "conserve and regulate the distribution and use of power, fuel, energy, and water, and ensure adequate supply of the same."

Since President Duterte's declaration of the State of Public Health Emergency and, consequently, the various community quarantine guidelines on public transportation, social distancing, international travel bans, health protocols, and mandatory quarantines, the Company has been implementing flexible work arrangements, including: (a) maximizing work-from-home set-up for support employees and selected essential employees; (b) 14-day-cycle of facility lockdown duty of generation facilities; and (c) special protocols for distribution line gangs and customer centers. This is to primarily ensure the health and safety of its sites and employees while continuing to serve its customers and other stakeholders, as well as to address any constrained mobility of employees brought about by the community quarantines.

For the AboitizPower Group, the primary impact of the COVID-19 pandemic was the decrease in demand for

electricity as business activities were hampered by the government-enforced community quarantines. These quarantines also resulted in reduced mobility to and from the Power Group's existing facilities, and new facilities being constructed.

The AboitizPower Group continued to provide the country with the much-needed power supply for hospitals, government institutions, and critical businesses, while ensuring the safety of its teams, partners, and communities. To address the challenges posed by the pandemic, the AboitizPower Group developed a program that combines the best of work-from-home, two-week workshifts, and remote plant operations. This will ensure that the AboitizPower Group keeps the lights on for the country. It also assessed the current and future modes of operations. This led to the necessity of doing an organizational restructuring, allowing for resiliency and enabling the Power Group to remain efficient, competitive, and sustainable. It is in the planning stages of a return to the workplace program, but will advance with caution. The COVID-19 pandemic also impacted the construction of the GNPower Dinginin project. Construction has slowed down because of the preventive measures taken to ensure the safety of workers on-site. GNPD started the construction of Unit 1 in September 2016, the commissioning and testing of which is currently on-going, with delivery thereof targeted to take place by the fourth quarter of 2021. The partnership also proceeded with the expansion of the power plant and achieved its financial closing for Unit 2 in December 2017 with expected target delivery thereof around the third quarter of 2022. Both units are in the final stages of construction but continue to face challenges due to the COVID-19 pandemic and travel restrictions. Due to said circumstances, the AboitizPower Group is constantly evaluating the timing of the project's commercial operations date.

To date, all AboitizPower power generation facilities and power distribution utilities have normalized operations. BCPs have been successfully implemented to ensure the adequate and reliable supply and distribution of electricity. These BCPs are continually and promptly updated to adhere to the health and other community quarantine protocols and guidelines issued by the DOE, ERC, DOH, DOLE, IATF, and the LGUs. COVID-19 vaccination of employees and contractors are at a high rate due to company-initiated vaccination programs.

The curtailed economic activity brought about by the shutdown and/or scaled down operations of energy-intensive industries have resulted in significant drops in electricity demand and consumption, which in turn has affected the revenue targets of AboitizPower's generation, distribution, and retail electricity supply businesses. The Company collaborates with its customers and key stakeholders to minimize the impact of the pandemic to its PSAs for all concerned parties. Distribution Utilities have also maximized the use of social media and digital platforms to deliver customer services.

The Bayanihan 2 Act also imposed a minimum 30-day grace period for the payment of electricity and other utilities falling due within the period of community quarantine without penalty. It further provided that payments may be settled on a staggered basis in no fewer than three monthly installments. The Company is compliant with DOE circulars and ERC advisories on the grant of extension of payment to electricity consumers for bills falling due in the original and extended community quarantines, and the amortization of the cumulative amount of such electricity bills in four equal installments payable in the four succeeding billing months following the end of the community quarantines. The resulting increase in credit and collection risks have posed a challenge to the Company's cash flows.

The said circulars also provide that all private and public corporations in the power sector shall be given a similar grace period for their obligations without interest, penalties, fees and charges, as well as the same four-month amortized payment arrangement for all unpaid balances on obligations within the same period. This directive has eased the impact and helped manage the cash flow of AboitizPower Subsidiaries, with respect to payments due to NGCP, PSALM, IEMOP, IPPs, and suppliers of oil and steam.

The Company ensures that the supply chains for its power plants and Distribution Utilities remain stable. It also ensures that supply of coal, critical spare parts, and services from outside the country continues through a number of options, including alternative local suppliers and service providers. Close coordination with LGUs and key government agencies by AboitizPower External Relations and its Business Unit's Legal and Compliance teams facilitate the unimpeded delivery of energy-related goods and services.

Several operational areas have been seriously impacted by the COVID-19 pandemic, and may continue to do so until a vaccine reaches the Philippines. The Company continues to enable the organization to anticipate and

respond accordingly as the COVID-19 situation may require, including defining the New Normal and the changes in management processes around transitioning and adapting to it.

Stranded Asset Risk

Stranded assets are investments that are not able to sustain a viable economic return and/or which are likely to see their economic life curtailed due to a combination of technology, regulatory and/or market changes. There can be no assurance that the adoption of new safety, health, mining and environmental laws and regulations, new interpretations of existing laws, increased governmental scrutiny of safety, health, mining and environmental laws or other developments in the future will not result in the Company and its Subsidiaries from being required to upgrade, supplement or relocate its facilities and having to incur additional capital expenditures or operating expenses to address the risk of potential stranded generation assets. In the event that future laws are enacted imposing restrictions on operations and refinancing, particularly in relation to power plants utilizing fossil fuels, certain capital expenditures or operating expenses or financing costs may not be fully recoverable.

The Philippines is a party to the 2015 Paris Agreement signed by almost 200 nations, which aims to keep the increase in global average of temperature to well below 2°C above pre-industrial levels and to limit the increase to 1.5°C, since this would substantially reduce the risks and effects of climate change. As a party to the agreement, the Philippines may impose more stringent regulations, particularly on coal-fired power plant emissions, requiring expensive pollution controls on coal-fired power plants, among other measures. These measures may significantly increase costs of coal-fired power plants and, at the same time, increase the cost competitiveness of renewable energy. Recently promulgated implementing rules and regulations by the DOE on “Renewable Portfolio Standards” also mandate electric power industry participants (such as generation companies, distribution utilities and electric cooperatives) to source or produce a portion of their electricity requirements from eligible renewable energy resources and undertake competitive selection processes (“CSP”) in sourcing renewable energy. A significant portion of the captive market may shift away from coal and other hydrocarbon fuels, which may expose the coal-fired power plants of the Company to stranded-asset risk (i.e., hazard of an asset suffering from an unanticipated write-down, devaluation, or conversion to liability).

The Company is cognizant of the regulatory and market drivers in the shift towards green and sustainable business transformations. AboitizPower and its Subsidiaries are guided by its sustainability framework that looks into environmental, social and governance risks including climate-related risks of its value chains. The Company’s strategy has long considered environmental sustainability as one of its key pillars and, to date, together with its partners, the Company is the largest private renewable energy operator in the country with 1,544 MW in installed capacity.

AboitizPower’s growth strategy remains aligned with the energy trilemma – balancing the three pillars of energy security, energy equity, and environmental sustainability. Over the last decade, the growth in energy demand has necessitated a focus on energy security and energy equity - the provision of reliable, and affordable energy for a growing economy. Having addressed energy security and energy equity via the presence of sufficient baseload capacity, AboitizPower has begun to shift focus back to environmental sustainability, and rebalancing its energy portfolio. This transition is included in the Company’s sustainability agenda, with the Company targeting a mix of 50% thermal and 50% renewable energy capacity by 2030 from its current mix of 73% thermal (which are conventional or combustion power plants such as coal or fuel fired plants), and 27% renewable (which do not rely on fossil fuels).

Further, to properly assess the potential and extent of the above-mentioned risks, AboitizPower, through its holding company, AEV, signed up to become the first Philippine supporter of the international Task Force on Climate-Related Financial Disclosures (“TCFD”) in early 2020. This is a voluntary commitment to adopt a defined governance structure on identifying and addressing physical and transition risks associated with climate change, as well uncovering opportunities, and improving disclosures to provide clear and reliable information to stakeholders. Under SEC Memorandum Circular No. 4, series of 2019 on the Sustainability Reporting Guidelines for Publicly-Listed Companies (“PLCs”), there is a three-year period under which PLCs can comply, which includes the adoption of the TCFD reporting template.

Emerging Risks

Embedded in the risk management process is the continuous identification and monitoring of emerging risks. These are newly developing risks that cannot yet be fully assessed (due to high uncertainty) but could have a major impact on the organization in the future. These potential risks could be triggered by the fast-changing landscapes in the political, economic, social, technological, environmental, and legal facets surrounding the Company's operations.

For AboitizPower, one such major risk is that of climate change. While the Company has recognized that the availability of insurance and long-term financing for coal plants has become more and more challenging, these are being addressed by an overall sustainability strategy that is manifested by its portfolio mix changing towards sustainable energy sources over the long term. Active engagements with stakeholders to clarify AboitizPower's ESG strategy are undertaken to clarify the Company's positions and plans to achieve its sustainability goals in the context of the Philippine energy and growth plans.

Such risks are captured and validated in the semi-annual risk assessment process and during the environmental scans of the strategic planning and annual organizational planning process of AboitizPower, and are subjected to further study by subject matter experts. These emerging risks are reported and discussed as part of the Group Risk Management Council and Board Risk and Reputation Management Committee regular agenda.

RISKS RELATED TO THE PHILIPPINES

A slowdown in the Philippines' economic growth could adversely affect the Company

Historically, results of operations have been influenced, and will continue to be influenced, to a significant degree by the general state of the Philippine economy, with demand for power historically being tied to the level of economic activity in the Philippines. As a result, the Company's income and results of operations depend, to a significant extent, on the performance of the Philippine economy. In the past, the Philippines has experienced periods of slow or negative growth, high inflation, significant devaluation of the Philippine Peso, and the imposition of exchange controls.

From mid-1997 to 1999, the economic crisis in Asia adversely affected the Philippine economy, causing a significant depreciation of the Philippine Peso, increases in interest rates, increased volatility and the downgrading of the Philippine local currency rating and the ratings outlook for the Philippine banking sector. These factors had a material adverse impact on the ability of many Philippine companies to meet their debt-servicing obligations. Over the last several years, the Government instituted several reforms in the fiscal and banking sectors, among others, that strengthened the country's economic fundamentals.

In 2018 and 2019, the Philippine GDP grew by 6.2% and 5.9%, respectively. As identified in the Philippine Development Plan 2017-2022, Philippine GDP growth is expected to strengthen at 7% to 8% in the medium term, making the Philippines one of the faster growing economies of the ASEAN region. However, the Philippines is currently experiencing an economic downturn following the Taal volcano eruption in January and the COVID-19 pandemic and the resultant quarantine restrictions. The country's GDP contracted 0.2% in the first quarter of 2020 and dropped by 11.5% in the third quarter when quarantine restrictions continued in many areas and economic activities were constrained. A global recession is ongoing as the economic effects of COVID-19 pandemic are felt in other countries, which also adversely affect the Philippine economy.

Any deterioration in the Philippine economy may adversely affect consumer sentiment and lead to a reduction in demand for the Company's products. There is no assurance that current or future Government administrations will adopt economic policies conducive to sustaining economic growth.

The sovereign credit ratings of the Philippines also directly affect companies that are residents in the Philippines, including AboitizPower. The Philippines enjoys investment grade credit ratings from the following major agencies:

- Fitch Ratings - BBB (negative) on 12 July 2021, to reflect the increasing risks to the credit profile from the impact of the COVID-19 pandemic and its aftermath on policy-making
- Standard & Poor's - BBB (positive) which was granted April 2018 and affirmed last 27 May 2021
- Moody's Investors Service - Baa2 (stable), which was affirmed last July 2021

There is no assurance that Fitch Ratings, Standard & Poor's, or Moody's or any other international credit rating agency will not downgrade the credit ratings of the Government in the future and, therefore, Philippine companies. Any such downgrade could have an adverse impact on the liquidity in the Philippine financial markets, the ability of the Government and Philippine companies, including AboitizPower, to raise additional financing and the interest rates and other commercial terms at which such additional financing is available.

Historically, the demand for power for the past 10 years, has shown an increasing trend. This has been the case despite the volatility in the economic, financial, and political conditions of the country. It may be attributable to the inelasticity of electricity at certain levels wherein essential appliances and industries need to operate. The rising population and remittances from overseas workers will likewise contribute to the growth in the demand for power.

The foregoing notwithstanding, and as mentioned in the previous section on Pandemic Risk, a series of quarantine measures have been implemented throughout the Philippines to contain the spread of COVID-19. While the outbreak has had a negative impact on the Philippine economy, the Government has implemented certain monetary and fiscal tools to counter potential adverse economic fallout.

Any political instability in the Philippines may adversely affect the Company

The Philippines has from time to time experienced political, social, and military instability. In the past decade, there has been political instability in the Philippines, including alleged extrajudicial killings, alleged electoral fraud, impeachment proceedings against two former presidents, the removal of two chief justices of the Supreme Court of the Philippines, hearings on graft and corruption issues against various officials of the Government, and public and military protests arising from alleged misconduct by previous administrations. An unstable political environment may also arise from the imposition of emergency executive rule, martial law or widespread popular demonstrations or rioting.

There can be no assurance that acts of political violence will not occur in the future and any such events could negatively impact the Philippine economy. Likewise, no assurance can be given that the future political or social environment in the Philippines will be stable.

In May 2016, the Philippines elected Rodrigo M. Duterte as its new president, winning 38.5% of the votes cast. Mr. Duterte's term of office is until June 2022. The Duterte administration unveiled its "10-point plan" where it committed, among others, to "continue and maintain current macroeconomic policies, including fiscal, monetary, and trade policies." The Government continues to advocate for its reform agenda, including the shift to a federal form of government. As of January 2020, the House of Representatives, the committee on constitutional amendments of the House of Representatives had included in its proposed amendments to the 1987 Constitution of the Philippines the shift to a federal form of government.

On 27 July 2018, President Rodrigo Duterte signed RA No. 11054, approving the Bangsamoro Basic Law which was renamed to Bangsamoro Organic Law. The Bangsamoro Organic Law established an autonomous political entity known as the Bangsamoro Autonomous Region in Muslim Mindanao ("Bangsamoro Autonomous Region"), replacing the Autonomous Region in Muslim Mindanao ("ARMM") created under RA No. 6734. A plebiscite was held on 21 January 2019 and 6 February 2019, with the majority of the residents in ARMM and Cotabato City voting in favor of the Bangsamoro Organic Law. As such, the law was deemed ratified and the Bangsamoro Autonomous Region was formally created.

There is no assurance that current or future Government administrations will adopt economic policies conducive to sustaining economic growth.

In May 2019, the Philippine legislative and local elections were held. Majority of the senatorial candidates endorsed by the administration won the 2019 elections. The senators elected in the 2019 elections joined the

senators elected in the 2016 elections. There were allegations of fraud and voter disenfranchisement in the conduct of the 2019 elections. The next Philippine Presidential elections will be held in May 2022.

In July 2020, the application for franchise renewal of ABS-CBN was denied by the House Committee on Legislative Franchises. ABS-CBN repeatedly applied for the renewal of their congressional franchise since 2014 but these remained pending in the House of Representatives until its congressional franchise expired in May 2020 and the network was ordered to cease and desist from operating all of its free TV and radio broadcasting. Various advocacy groups and the international press have labeled the franchise denial as a direct attack to press freedom and Philippine democracy. The franchise denial has resulted in the closure of some of ABS-CBN's business operations and the retrenchment of thousands of workers. There is no assurance that any political instability will affect any governmental and regulatory processes and that opposition from public officials will not affect the Company and its operations.

In general, political or social instability in the Philippines could negatively affect the general economic conditions and business environment in the Philippines, which could have a material adverse effect on the business, operations, and financial position of the Company. The Company may be affected by political and social developments in the Philippines and changes in the political leadership and/or Government policies in the Philippines. In addition, perceptions over human rights and geopolitical issues may affect the overall sentiment on the Philippines and the business environment.

Territorial disputes involving the Philippines and its neighboring countries may adversely affect its economy and business environment

Competing and overlapping territorial claims by the Philippines, China, and several Southeast Asian nations (such as Vietnam, Brunei, Malaysia) over certain islands and features in the West Philippine Sea (South China Sea) have for decades been a source of tension and conflicts. The West Philippine Sea covers more than three million square kilometers in terms of area and is home to some of the biggest coral reefs of the world. It is also believed that under the seabed lies vast unexploited oil and natural gas deposits. China claims historic rights to nearly all of the West Philippine Sea based on its so-called "nine-dash line" and in recent years dramatically expanded its military presence in the sea which has raised tensions in the region among the claimant countries. In 2013, the Philippines became the first claimant country to file a case before the Permanent Court of Arbitration, the international arbitration tribunal based at The Hague, Netherlands to legally challenge claims of China in the West Philippine Sea and to resolve the dispute under the principles of international law as provided for under the United Nations Convention on the Law of the Sea ("UNCLOS"). In July 2016, the tribunal rendered a decision stating that "as between the Philippines and China, Mischief Reef and Second Thomas Shoal (in the West Philippine Sea/South China Sea) form part of the exclusive economic zone and continental shelf of the Philippines" and that the "nine-dash line" claim of China is invalid. China rejected the ruling, saying that it did not participate in the proceedings for the reason that the court had no jurisdiction over the case. China was reported to conduct land reclamation activities in the disputed territories, which was completed in 2016. News reports indicate increased Chinese activity in the contested waters, including the installation of missile systems and the deployment of bomber planes. Several countries have conducted Freedom of Navigation operations in the contested waters to challenge China's militarization of artificial features in the West Philippine Sea. Any such impact from these disputes could adversely affect the Philippine economy, and materially and adversely affect the Company's business, financial position and results of operations.

There is no guarantee that the territorial dispute between the Philippines and other countries, including China, would end or that any existing tension will not escalate further, as China has repeatedly announced that it will not honor said ruling. In such an event, the Philippine economy may be disrupted and its business and financial standing may be adversely affected.

RISKS RELATED TO THE OFFER

Liquidity Risk

The Philippine securities markets are substantially smaller, less liquid, and more concentrated than major global securities markets. As such, the Company cannot guarantee that the market for the Third Tranche Bonds will always be active or liquid. Even if the Third Tranche Bonds are listed on the PDEX, trading in securities such as

the Third Tranche Bonds, may sometimes be subject to extreme volatility in response to interest rates, developments in local and international capital markets and the overall market for debt securities and other factors. There is no assurance that the Third Tranche Bonds may be disposed of at prices, volumes, or at times deemed appropriate by the Bondholders.

Reinvestment Risk

Prior to the relevant Maturity Dates, the Issuer shall have the option, but not the obligation, to redeem in whole (and not in part), any series of the outstanding Third Tranche Bonds on the relevant Early Redemption Dates (see “*Description of The Offer – Early Redemption*” on page [●] of this Offer Supplement). In the event that the Company exercises this early redemption option, the relevant series of the Third Tranche Bonds will be redeemed and the Company would pay the amounts to which Bondholders would be entitled. Following such redemption and payment, there can be no assurance that investors in the redeemed Third Tranche Bonds will be able to re-invest such amounts in securities that would offer a comparative or better yield or terms, at such time.

Pricing Risk

The market value of bonds moves (either up or down) depending on the change in interest rates. The Third Tranche Bonds when sold in the secondary market are worth more if interest rates decrease since the Third Tranche Bonds have a higher interest rate relative to the market. Conversely, if the prevailing interest rate increases, the Third Tranche Bonds are worth less when sold in the secondary market. Therefore, an investor faces possible loss if he decides to sell when the prevailing interest rate has increased.

Retention of Ratings Risk

There is no assurance that the rating of the Third Tranche Bonds will be retained throughout the life of the Third Tranche Bonds. The rating is not a recommendation to buy, sell, or hold securities and may be subject to revision, suspension, or withdrawal at any time by the assigned rating organization.

Suitability of Investment

Each Prospective Bondholder of the Third Tranche Bonds must determine the suitability of that investment in the context of its own distinct circumstances. In particular, each Prospective Bondholder should: (i) have sufficient knowledge and experience to make a satisfactory evaluation of the Third Tranche Bonds, the merits and risks of investing in the Third Tranche Bonds, and the information contained in this Offer Supplement; (ii) have access to, and knowledge of, relevant analytical tools to evaluate, in the context of its particular financial situation, an investment in the Third Tranche Bonds and the impact the Third Tranche Bonds will have on its overall investment portfolio; (iii) have sufficient financial resources and liquidity to bear all of the risks of an investment in the Third Tranche Bonds, including where the currency for principal or interest payments is different from the potential investor’s currency; (iv) understand thoroughly the terms of the Third Tranche Bonds and be familiar with the behavior of any relevant financial markets; and (v) be able to evaluate (either alone or with the help of a financial adviser) possible scenarios for economic, interest rate, forex rate, and other factors that may affect its investment and its ability to bear the applicable risks.

The Third Tranche Bonds have no preference under Article 2244 (14) of the Civil Code

The Master Certificates of Indebtedness, which represent the Third Tranche Bonds, shall not be notarized and, thus, will not be deemed a public instrument under Article 2244 (14) of the Civil Code. As such, the Third Tranche Bonds shall not enjoy preference under Article 2244 (14) of the Civil Code, unless the Issuer procures a waiver of the preference created by such notarization or equally and ratably extends such preference to the Third Tranche Bonds. This is consistent with the status of the Third Tranche Bonds as being direct, unconditional, unsecured, and unsubordinated Peso denominated obligations of the Issuer.

USE OF PROCEEDS

The Issue Price shall be at par, which is equal to the face value of the Third Tranche Bonds. AboitizPower expects that the net proceeds of the Third Tranche Bonds shall amount to approximately ₱6,909,859,500.00 for a ₱7,000,000,000.00 Issue Size or ₱9,874,998,600.00 for an Issue Size of ₱10,000,000,000.00, and after deducting fees, commissions and expenses.

Based on an Issue Size of ₱7,000,000,000.00

Documentary Stamp Tax	52,500,000
Issue Management and Underwriting fees	24,500,000
Other Professional Fees	9,408,000
SEC Registration Fee (remaining payable)	1,767,500
Credit Rating Fees	1,575,000
Other Expenses (e.g. Trustee Fee, Listing fee, etc.)	390,000
Estimated net proceeds:	6,909,859,500

Based on an Issue Size of ₱10,000,000,000.00 (assuming the full exercise of the Oversubscription Option)

Documentary Stamp Tax	75,000,000
Issue Management and Underwriting fees	35,000,000
Other Professional Fees	9,836,400
SEC Registration Fee	2,525,000
Credit Rating Fees	2,250,000
Other Expenses (e.g. Trustee Fee, Listing Fee, etc.)	390,000
Estimated net proceeds	9,864,998,600

Aside from the foregoing one-time costs, AboitizPower expects the following annual expenses related to the Third Tranche Bonds:

1. Aside from the Listing Application Fee, the Issuer will be charged by PDEX with an annual maintenance fee of ₱150,000.00, with the first payment to be paid in advance upon the approval of the Listing;
2. The Issuer will pay a yearly retainer fee to the Trustee amounting to ₱180,000.00 per annum;
3. After the Issue, a Paying Agency fee equivalent to 5 basis points of the amount to be paid with a maximum of ₱100,000.00 is payable every Interest Payment Date. The Registrar will charge a monthly maintenance fee based on the face value of the Third Tranche Bonds and the number of Bondholders; and
4. The Issuer will pay an annual monitoring fee to Philratings amounting to ₱280,000.00 (VAT inclusive). Philratings charges the annual monitoring fee to the Company in relation to all of its outstanding bonds.

The allocation of the proceeds of the Base Offer, in the order of priority, and the schedule of disbursements shall be as follows:

Use of Proceeds	Amount	Timing of Disbursement
Partially fund future renewable energy projects	1.0 bn	2022 to 2024
Early redemption of the 2018 Series B Bonds	5.9 bn	October 2022
Total*	6.9 bn	

The allocation of the proceeds of the Offer, assuming the full exercise of the Oversubscription Option, in the order of priority, and the schedule of disbursements shall be as follows:

Use of Proceeds	Amount	Timing of Disbursement
Partially fund future renewable energy projects	2.2 bn	2022 to 2024
Early redemption of the 2018 Series B Bonds	7.7 bn	July 2022
Total*	9.9 bn	

* Sum figures will differ due to rounding effect

Future Renewable Energy Projects

Net proceeds amounting up to approximately ₱2.2 bn, assuming the full exercise of the Oversubscription Option, shall be used to partially fund the capital expenditures relating to the construction of the plants for the following renewable energy projects:

Project	Entity	Est. Project Cost	Target Issuance of Notice to Proceed	Target Commercial Operations Date
212MWp solar project in Zambales	Currently PV Sinag Power, Inc., to be replaced by a different entity in January 2022	₱9.0 bn	Q4 2022	Q1 2024
56MWp solar project in Isabela	Currently PV Sinag Power, Inc., to be replaced by a different entity in January 2022	₱2.9 bn	Q2 2022	Q2 2023
84MWp solar project in Pangasinan	Currently PV Sinag Power, Inc., to be replaced by a different entity in January 2022	₱4.0 bn	Q2 2022	Q2 2023
50MWp solar project in Isabela	Currently PV Sinag Power, Inc., to be replaced by a different entity in January 2022	₱3.0 bn	Q3 2022	Q3 2023
150MWp solar project in Negros	Aboitiz Solar Power, Inc.	₱6.3 bn	Q2 2023	Q2 2024
44MWp solar project in Tarlac	AP Renewable Energy Corporation	₱2.2 bn	Q1 2023	Q1 2024

The net proceeds amounting up to approximately ₱2.2 bn shall primarily be used for the 212MWp solar project in Zambales and the excess, if any, will be used for the abovementioned projects in order of priority as listed in the table above. The proceeds of the Third Tranche Bonds allocated for the future renewable energy projects

shall be infused by AboitizPower through additional investments in the equity capital of ARI, which ARI will in turn infuse to the relevant Subsidiaries.

Early Redemption of the 2018 Series B Bonds

On 12 October 2018, AboitizPower issued the 2018 Series B Bonds which mature in 2024. AboitizPower has the option to redeem in whole the 2018 Series B Bonds (the “2018 Series B Early Redemption Option” four (4) years from its issue date (the “2018 Series B Optional Redemption Date”). The amount payable to the bondholders thereof upon the exercise of the 2018 Series B Early Redemption Option by the Issuer shall be calculated based on the principal amount of the 2018 Series B Bonds being redeemed as the aggregate of the: (i) accrued interest computed from the last interest payment date up to the 2018 Series B Optional Redemption Date; and (ii) the product of the principal amount (total outstanding principal amount of the 2018 Series B Bonds) and an optional redemption price of 100.25%.

The foregoing discussion represents a best estimate of the use of proceeds of the Offer based on the Company’s current plans and anticipated expenditures. In the event there is any change in the Company’s current plans, including force majeure, market conditions and other circumstances, the Company will carefully evaluate the situation and may reallocate the proceeds at the discretion of Management. In the event of any material deviation, reallocation or adjustment in the planned use of proceeds, the Company shall inform the SEC and issue all appropriate disclosures within thirty (30) days prior to its implementation. Any material or substantial adjustment to the use of proceeds, as indicated above, shall be approved by the Board and shall be publicly disclosed through the SEC, PSE, and PDEX.

Pending the above use of proceeds, the Company shall invest the net proceeds from the Offer in short-term liquid investments including but not limited to short-term government securities, bank deposits, and money market placements which are expected to earn at prevailing market rates.

In the event that the Company is not able to raise the full amount of the Offer, the Company shall use internally generated funds and/or available bank lines to the extent the proceeds of the Offer are insufficient to fund the aforementioned use of proceeds.

No amount of proceeds shall be used to reimburse any officer, director, employee, or stockholder for services rendered, assets previously transferred, money loaned or advanced, or otherwise. Except for the underwriting fees, issue management fees and expenses related to the Third Tranche Bonds, no amount of the proceeds will be utilized to pay any outstanding financial obligation to the Joint Bookrunners and Joint Lead Underwriters.

DETERMINATION OF THE OFFERING PRICE

The Series D Bonds and the Series E Bonds shall be issued on a fully-paid basis and at an issue price that is at par.

The interest rate of the **Series D Bonds** will be based on the simple average of the five (5)-year ₱ BVAL Reference Rate as published on the website of the Philippine Dealing System Group (or its successor) for the three (3) consecutive Banking Days immediately preceding and ending on the interest rate setting date, plus a spread of [●] basis points, as determined via a book building process.

The interest rate of the **Series E Bonds** will be based on the simple average of the seven (7)-year ₱ BVAL Reference Rate as published on the website of the Philippine Dealing System Group (or its successor) for the three (3) consecutive Banking Days immediately preceding and ending on the interest rate setting date, plus a spread of [●] basis points, as determined via a book building process.

PLAN OF DISTRIBUTION

The Offer

The Third Tranche Bonds are offered by the Company as the Third Tranche of the Bonds under the Company's ₱30,000,000,000.00 Debt Securities Program. The Company shall issue the Third Tranche Bonds to institutional and retail investors in the Philippines through a public offering to be conducted through the Joint Bookrunners and Joint Lead Underwriters. The Offer does not include an international offering.

Pursuant to the Registration Statement rendered effective on 01 March 2021 and the corresponding certificate of permit to offer securities for sale to be issued by the SEC, the Offer will consist of the offer of an aggregate principal amount of up to ₱7,000,000,000.00 with an Oversubscription Option of up to ₱3,000,000,000.00. In case the Oversubscription Option is partly exercised or not exercised at all during the Offer Period, the Third Tranche Bonds under Oversubscription Option that will not be taken up or exercised during the Offer Period will remain under shelf registration and may be issued in tranches within the Shelf Period. The Oversubscription Option is exercisable by the Joint Bookrunners and Joint Lead Underwriters, with the consent of the Issuer.

The Issuer has the discretion to allocate the Bonds between the Series D Bonds and Series E Bonds, or depending on prevailing market conditions, to fully allocate the Bonds in just one series, based on the book building process conducted by the Joint Lead Underwriters.

Shelf Registration of Securities Not Covered by the Offer

Following the close of the Offer and assuming the full exercise of the Oversubscription Option, AboitizPower will have issued a total of ₱30,000,000,000.00 in aggregate principal amount of bonds under its Debt Securities Program, with no amount remaining unissued under its Debt Securities Program. After the close of the Offer and within the Shelf Period, AboitizPower may, at its sole discretion, offer any or all of such remaining balance of the aggregate principal amount of the Bonds in subsequent tranches, including any amount remaining if the Oversubscription Option is partly exercised or not exercised at all. Any such subsequent offering requires the submission by AboitizPower of the relevant updates and amendments to the Registration Statement and the issuance of the corresponding permit to sell by the SEC. As a listed company, AboitizPower regularly disseminates such updates and information in its disclosures to the SEC, PDEX, and PSE.

However, there can be no assurance in respect of: (i) whether AboitizPower would issue such Bonds at all; (ii) the size or timing of any individual issuance or the total issuance of such Bonds; or (iii) the specific terms and conditions of such issuance. Any decision by AboitizPower to offer such debt securities will depend on a number of factors at the relevant time, many of which are not within AboitizPower's control, including but not limited to: prevailing interest rates, the financing requirements of AboitizPower's business and prospects, market liquidity and the state of the domestic capital market, and the Philippine, regional and global economies in general.

Underwriting Obligations of the Joint Bookrunners and Joint Lead Underwriters

BDO Capital China Bank Capital, First Metro, and SB Capital pursuant to the Issue Management and Underwriting Agreement with AboitizPower dated [●], have agreed to act as Joint Lead Underwriters, and Joint Bookrunners for the Offer and as such, distribute and sell the Third Tranche Bonds at the Issue Price. Subject to the satisfaction of certain conditions provided in the Issue Management and Underwriting Agreement and in consideration for certain fees and expenses, the Joint Lead Underwriters, and Joint Bookrunners have committed jointly and not solidarily, to underwrite the following amounts on a firm basis:

Joint Issue Managers and Joint Lead Underwriters	Commitment
BDO Capital	₱1,867,000,000.00
China Bank Capital	₱1,867,000,000.00
First Metro	₱1,866,000,000.00
SB Capital	₱1,400,000,000.00

Total	₱7,000,000,000.00
--------------	--------------------------

The Oversubscription Option is exercisable by the Joint Bookrunners and Joint Lead Underwriters, with the consent of the Issuer.

The Issue Management and Underwriting Agreement may be terminated in certain circumstances prior to payment being made to AboitizPower of the net proceeds of the Offer. In case the Issue Management and Underwriting Agreement is terminated, the Company shall notify SEC of the termination and its subsequent course of action.

BDO Capital & Investment Corporation, China Bank Capital Corporation and First Metro Investment Corporation are the Joint Issue Managers for the Offer. BDO Capital & Investment Corporation, China Bank Capital Corporation, First Metro Investment Corporation, and SB Capital Investment Corporation are the Joint Bookrunners and Joint Lead Underwriters for the Offer.

The Joint Bookrunners and Joint Lead Underwriters shall receive an aggregate fee of up to [0.35%] inclusive of GRT on the final aggregate nominal principal amount of the Series D and Series E Bonds issued, which is inclusive of underwriting fees, issue management fees and selling commissions to be paid to the Selling Agents. There are no other discounts and commissions to be paid to the Joint Bookrunners and Joint Lead Underwriters in connection with the Offer.

The Joint Bookrunners and Joint Lead Underwriters are duly licensed by the SEC to engage in underwriting or distribution of securities. The Joint Bookrunners and Joint Lead Underwriters may, from time to time, engage in transactions with and perform services in the ordinary course of its business for AboitizPower.

The Joint Bookrunners and Joint Lead Underwriters have no direct relations with AboitizPower in terms of ownership by either of their respective majority shareholder/s and have no right to designate or nominate any member of the Board.

BDO Capital, one of the Joint Bookrunners and Joint Lead Underwriters is a subsidiary of BDO Unibank, Inc. which serves as the Trustee.

The Joint Bookrunners and Joint Lead Underwriters have no contract or other arrangement with the Company by which it may return to the Company any unsold Third Tranche Bonds.

BDO Capital is a leading investment bank in the Philippines and was incorporated in the Philippines on 8 September 1998 as a wholly owned subsidiary of BDO Unibank, Inc. BDO Capital presently conducts business as a full-service investment house with the following functions, among others: securities underwriting and trading; loan syndication; financial advisory; and private placement of debt and equity. As of 30 September 2021, on an unaudited basis, it had total assets of ₱3.5 bn, total liabilities of ₱3.0 bn and total equity of ₱0.5 bn.

China Bank Capital Corporation is the wholly-owned investment banking subsidiary of China Banking Corporation. It was registered and licensed as an investment house in 2015 as a result of the spin-off of China Banking Corporation's Investment Banking Group. The firm offers a full suite of investment banking solutions, which include arranging, managing, and underwriting bond offerings corporate notes issuances, initial public offerings and follow-on offerings of common and preferred shares, private placement of securities, structured loans, project finance, real estate investment trusts, and asset securitizations. China Bank Capital also provides financial advisory services, such as structuring, valuation, and execution of M&A deals, joint ventures and other corporate transactions.

First Metro is a leading investment bank in the Philippines with over fifty years of service in the development of the country's capital markets. It is the investment banking arm of the Metrobank Group, one of the largest financial conglomerates in the country. First Metro and its subsidiaries offer a wide range of services, from debt and equity underwriting to loan syndication, project finance, financial advisory, investment advisory, government securities and corporate debt trading, equity brokering, online trading, asset management, and research. First Metro has established itself as a leading bond house with key strengths in origination, structuring,

and execution. As of 30 June 2021, it had total consolidated assets of ₱30.33 bn, and its capital base amounted to ₱14.99 bn.

SB Capital is a Philippine corporation organized in October 1995 as a wholly-owned subsidiary of Security Bank Corporation. It obtained its license to operate as an investment house in 1996 and is licensed by the SEC to engage in underwriting and distribution of securities to the public. SB Capital provides a wide range of investment banking services including financial advisory, underwriting of equity and debt securities, project finance, privatizations, mergers and acquisitions, loan syndications and corporate advisory services. SB Capital is also involved in equity trading through its wholly-owned stock brokerage subsidiary, SB Equities, Inc. Its senior executives have extensive experience in the capital markets and were involved in a lead role in a substantial number of major equity and debt issues.

Sale and Distribution

The distribution and sale of the Third Tranche Bonds shall be undertaken by the Joint Bookrunners and Joint Lead Underwriters who shall sell and distribute the Third Tranche Bonds to third party buyers/investors. The Joint Bookrunners and Joint Lead Underwriters are authorized to organize a syndicate of soliciting dealers, co-lead underwriters, and/or selling agents for the purpose of the Offer; provided, however, that the Joint Bookrunners and Joint Lead Underwriters shall remain severally, but not jointly responsible to the Issuer in respect of its obligations under the Issue Management and Underwriting Agreement entered into by them with the Issuer and the Issuer shall not be bound by any of the terms and conditions of any agreement entered into by the Joint Bookrunners and Joint Lead Underwriters with such other parties. Nothing herein shall limit the rights of the Joint Bookrunners and Joint Lead Underwriters from purchasing the Third Tranche Bonds for its respective accounts.

The Third Tranche Bonds shall be offered to the public at large.

Term of Appointment

The engagement of the Joint Bookrunners and Joint Lead Underwriters shall subsist so long as the SEC permit to sell remains valid, unless otherwise terminated pursuant to the Issue Management and Underwriting Agreement.

Manner of Distribution

The Joint Bookrunners and Joint Lead Underwriters shall, at its discretion but with notice to AboitizPower, determine the manner by which proposals for applications for purchase and issuances of the Third Tranche Bonds shall be solicited, with the primary sale of the Third Tranche Bonds to be effected only through the Joint Bookrunners and Joint Lead Underwriters.

The Joint Bookrunners and Joint Lead Underwriters, with the consent of the Issuer, shall agree on the process for allocating the Third Tranche Bonds and the manner of accepting the Applications to Purchase. Consistent with bank procedures (if applicable) and such agreed process, each of the Joint Bookrunners and Joint Lead Underwriters shall be responsible for determining who are eligible Bondholders from the Applicants and for establishing the *bona fide* identity of each in accordance with the Anti-Money Laundering Laws of the Philippines, as well as its own internal policies and arrangements under acceptable standards and policies regarding “know-your-customer” and anti-money laundering.

Offer Period

The Offer Period shall commence on [●] and end on [●] or such other date as may be mutually agreed by the Company and the Joint Bookrunners and Joint Lead Underwriters.

All applications for the purchase of the Third Tranche Bonds shall be evidenced by a duly completed and signed Application to Purchase, or a completed Application to Purchase electronically submitted through the e-SIP facility. Applications to Purchase must be accompanied by two (2) fully executed specimen signature cards

authenticated by the Corporate Secretary with respect to corporate and institutional investors, and shall be accompanied by the payment in full of the corresponding purchase price of the Third Tranche Bonds applied for, by check or by appropriate payment instruction, and the required documents which must be submitted to the Joint Bookrunners and Joint Lead Underwriters.

Corporate and institutional purchasers must also submit a certified true copy of its SEC Certificate of Registration, its latest Articles of Incorporation and By-laws, or such other relevant organizational or charter documents, and the duly notarized certificate of the Corporate Secretary attesting to the resolution of the board of directors and/or committees or bodies authorizing the purchase of the Third Tranche Bonds and designating the authorized signatory/ies therefore, including his or her specimen signature. Individual Applicants must also submit a photocopy of any one of the following identification cards (ID): passport, driver's license, postal ID, company ID, SSS/GSIS ID and/or Senior Citizen's ID or such other ID and documents as may be required by or acceptable to the selling bank, which must be valid as of the date of the Application.

An Applicant who is exempt from or is not subject to withholding tax, or who claims preferential tax treaty rates shall, in addition, be required to submit the following requirements to the relevant Selling Agent (together with their applications) who shall then forward the same to the Registrar, subject to acceptance by the Issuer as being sufficient in form and substance:

- a. Proof of Tax Exemption or Entitlement to Preferential Tax Rates
 - i. For (a) tax-exempt corporations and associations under Section 30 of the Tax Code (except non-stock, non-profit educational institutions under Section 30(H) of the Tax Code); (b) cooperatives duly registered with the Cooperative Development Authority; and (c) BIR-approved pension fund and retirement plan – certified true copy of valid, current and subsisting tax exemption certificate, ruling or opinion issued by the BIR. For this purpose, a tax exemption certificate or ruling shall be deemed “valid, current and subsisting” if it has not been more than 3 years since the date of issuance thereof;
 - ii. For Tax-Exempt Personal Equity Retirement Account established pursuant to PERA Act of 2008 – certified true copy of the Bondholder's current, valid and subsisting Certificate of Accreditation as PERA Administrator (BIR Form No. 2336);
 - iii. For all other tax-exempt entities (including, but not limited to, (a) non-stock, non-profit educational institutions; (b) GOCC; and (c) foreign governments, financing institutions owned, controlled or enjoying refinancing from foreign governments, and international or regional financial institutions established by foreign governments) – certified true copy of tax exemption certificate, ruling or opinion issued by the BIR expressly stating that their income is exempt from income tax and, consequently, withholding tax; and
 - iv. For entities claiming tax treaty relief – original or certified true copies of the following documents:

General requirements:

- 1) Original Tax Residency Certificate (TRC) duly issued by the tax authority of the foreign country in which the Bondholder is a resident;
- 2) Original and duly notarized Special Power of Attorney (SPA) issued by the Bondholder to the Issuer, expressly stating the Issuer's authority to sign the Application Form for Treaty Purposes (BIR Form No. 0901-I) and to file a request for confirmation with the BIR on behalf of the Bondholder;

Additional requirements for legal persons and arrangements, and individuals:

- 3) Authenticated copy of the Bondholder's Articles/Memorandum of Incorporation/Association, Trust Agreement, or equivalent document confirming its

- establishment or incorporation, with an English translation thereof if in foreign language;
- 4) For legal persons and arrangements – original Certificate of Non-Registration or certified true copy of License to Do Business in the Philippines duly issued by the Securities and Exchange Commission (SEC) to the Bondholder;
 - 5) For individuals – original Certificate of Business Registration/Presence duly issued by the Department of Trade and Industry (DTI) to the Bondholder;

Additional requirements for entities:

- 6) Certified true copy of the law of the foreign country showing that tax is imposed on the owners or beneficiaries of the Bondholder;
- 7) List of owners/beneficiaries of the Bondholder;
- 8) Proof of ownership of the Bondholder; and
- 9) TRC duly issued by the concerned foreign tax authority to the owners or beneficiaries of the Bondholder.

All documents executed in a foreign country must either be authenticated by the Philippine Embassy stationed therein or apostilled if the said foreign country is a signatory to the Convention Abolishing the Requirement of Legalisation for Foreign Public Documents (HCCH 1961 Apostille Convention) in order to be acceptable to the Issuer.

In addition, for subsequent interests due and subject to the requirements of new or amendatory regulations, the Bondholder shall submit to the Issuer an updated Application Form, a new TRC (if the validity period of the previously submitted TRC has already lapsed), and other relevant documents no later than the last day of the first month of the year when such subsequent interest payment/s shall fall due.

- b. A duly notarized declaration (in the prescribed form) warranting that the Bondholder's tax-exemption certificate or ruling has not been revoked or cancelled and that there are no material changes in character, purpose or method of operation of the Bondholder which are inconsistent with the basis of its income tax exemption, or warranting the Bondholder's entitlement to preferential treaty rates, and undertaking to immediately notify the Issuer and the Registrar and Paying Agent of any suspension or revocation of its tax exemption or treaty privileges and agreeing to indemnify and hold the Issuer and Registrar and Paying Agent free and harmless against any claims, actions, suits and liabilities arising from the non-withholding or reduced withholding of the required tax; and
- c. Such other documentary requirements as may be reasonably required by the Issuer or the Registrar and Paying Agent, or as may be required under applicable regulations of the relevant taxing or other authorities.

Failure to submit any of the documents provided under (a), (b) and (c) above, as may be applicable, will result in the application of the regular income tax rate provided under the Tax Code.

Completed Applications to Purchase and corresponding payments must reach the relevant Joint Bookrunners and Joint Lead Underwriters prior to the end of the Offer Period, or such earlier date as may be specified by the relevant Joint Bookrunners and Joint Lead Underwriters. Acceptance by each Joint Bookrunners and Joint Lead Underwriters of the completed Application to Purchase shall be subject to the availability of the Third Tranche Bonds and the approval by AboitizPower and the relevant Joint Bookrunners and Joint Lead Underwriters. In the event that any check payment is returned by the drawee bank for any reason whatsoever, the Application to Purchase shall be automatically cancelled and any prior acceptance of the Application to Purchase is deemed revoked.

Minimum Purchase

A minimum purchase of ₱50,000.00 shall be considered for acceptance. Purchases in excess of the minimum shall be in multiples of ₱10,000.00.

Allotment of the Third Tranche Bonds

If the Third Tranche Bonds are insufficient to satisfy all Applications to Purchase, the available Third Tranche Bonds shall be allotted in accordance with the chronological order of submission of properly completed and appropriately accomplished Applications to Purchase on a first-come, first-served basis, without prejudice subject to AboitizPower's exercise of its right of rejection.

Acceptance of Applications

AboitizPower and the Joint Bookrunners and Joint Lead Underwriters reserve the right to accept or reject applications to subscribe in the Third Tranche Bonds, and in case of oversubscription, allocate the Third Tranche Bonds available to the applicants in a manner they deem appropriate. If any Application is rejected or accepted in part only, the application money or the appropriate portion thereof will be returned without interest by the relevant Joint Bookrunner and Joint Lead Underwriter.

Refunds

In the event an Application is rejected or the amount of the Third Tranche Bonds applied for is scaled down, the relevant Joint Bookrunner and Joint Lead Underwriter, upon receipt of such rejected and/or scaled down applications, shall notify the Applicant concerned that his application has been rejected or the amount of Third Tranche Bonds applied for is scaled down, and refund the amount paid by the Applicant with no interest thereon. With respect to an Applicant whose application was rejected, refund shall be made without interest by the relevant Joint Bookrunner and Joint Lead Underwriter by making the check payment of the Applicant concerned available for his retrieval. With respect to an Applicant whose application has been scaled down, refund shall be made without interest by the issuance by the relevant Joint Bookrunner and Joint Lead Underwriter of its own check payable to the order of the Applicant and crossed "Payees' Account Only" corresponding to the amount in excess of the accepted Application. All checks shall be made available for pick up by the Applicant concerned at the office of the relevant Joint Bookrunner and Joint Lead Underwriter to whom the rejected or scaled down Application was submitted within ten (10) Banking Days after the last day of the Offer Period. The Issuer shall not be liable in any manner to the Applicant for any check payment corresponding to any rejected or scaled-down application which is not returned by the relevant Joint Bookrunner and Joint Lead Underwriter; in which case, the Joint Bookrunners and Joint Lead Underwriters shall be responsible directly to the Applicant for the return of the check or otherwise the refund of the payment.

Secondary Market

AboitizPower intends to list the Third Tranche Bonds at the PDEX. AboitizPower may purchase the Third Tranche Bonds at any time, in the open market or by tender or by contract, in accordance with PDEX Rules, which may be amended from time to time, without any obligation to make pro rata purchases of Bonds from all Bondholders. Bonds so purchased shall be redeemed and cancelled and may not be re-issued.

Upon listing of the Third Tranche Bonds on the PDEX, the Issuer shall disclose any such transactions in accordance with the applicable PDEX disclosure rules.

Register of Bondholders

The Third Tranche Bonds shall be issued in scripless form and will be eligible for trading under the scripless book-entry system of PDTC. Master Certificates of Indebtedness representing the Series D Bonds and Series E Bonds sold in the Offer shall be issued to and registered in the name of the Trustee, on behalf of the Bondholders.

Legal title to the Third Tranche Bonds shall be shown in the register of bondholders ("Register of Bondholders") to be maintained by the Registrar. Third Tranche AboitizPower will cause the Register of Bondholders to be kept

at the specified office of the Registrar. The names and addresses of the Bondholders and the particulars of the Third Tranche Bonds held by them and of all transfers of Bonds shall be entered into the Register of Bondholders.

Initial placement of the Third Tranche Bonds and subsequent transfers of interests in the Third Tranche Bonds shall be subject to applicable prevailing Philippine selling restrictions.

DESCRIPTION OF THE OFFER

The following does not purport to be a complete listing of all the rights, obligations, or privileges of the Third Tranche Bonds. Some rights, obligations, or privileges may be further limited or restricted by other documents. Prospective Bondholders are enjoined to carefully review the Articles of Incorporation, By-Laws and resolutions of the Board of Directors and Shareholders of the Company, the information contained in the Offer Supplement, the Trust Agreement, the Issue Management and Underwriting Agreement, the Registry and Paying Agency Agreement and other agreements relevant to the Offer.

A registration statement covering the Thirty Billion Pesos (₱30,000,000,000.00) aggregate principal amount of debt securities (the “Debt Securities Program”) was filed by Aboitiz Power Corporation (“AboitizPower”, the “Issuer”, or the “Company”) on 14 December 2020 and rendered effective by the Securities and Exchange Commission (“SEC”) by its order dated 01 March 2021 (the “Shelf Registration”). The first tranche of the Debt Securities Program with a principal amount of Eight Billion Pesos (₱8,000,000,000.00) of fixed-rate bonds was issued on 16 March 2021 under a Prospectus dated 26 February 2021 (the “Prospectus”). The second tranche of the Debt Securities Program with a principal amount of Twelve Billion Pesos (₱12,000,000,000.00) of fixed-rate bonds was issued on 02 December 2021 under the Prospectus and the offer supplement dated 12 November 2021. Pursuant to the confirmation and certificate of permit to offer securities for sale to be issued by the SEC, the Third Tranche Bonds will be in the form of fixed-rate bonds, with an aggregate principal amount of up to Seven Billion Pesos (₱7,000,000,000.00) with an oversubscription option of up to Three Billion Pesos (₱3,000,000,000.00) (the “Third Tranche Bonds” or the “Offer”) under the Prospectus and this Offer Supplement. The Oversubscription Option is exercisable by the Joint Bookrunners and Joint Lead Underwriters, with the consent of the Issuer.

The Third Tranche Bonds shall be constituted by a Trust Agreement executed on [●] (the “Trust Agreement”) entered into between the Issuer and [BDO Unibank Inc. - Trust and Investments Group] (the “Trustee”), which term shall, wherever the context permits, include all other persons or companies for the time being acting as trustee or trustees under the Trust Agreement. The description of the terms and conditions of the Third Tranche Bonds set out below includes summaries of, and is subject to, the detailed provisions of the Trust Agreement.

A registry and paying agency agreement executed on [●] (the “Registry and Paying Agency Agreement”) in relation to the Third Tranche Bonds among the Issuer, Philippine Depository & Trust Corp. as paying agent (the “Paying Agent”) and as registrar (the “Registrar”).

The Third Tranche Bonds shall be offered and sold through a general public offering in the Philippines, and issued and transferable in minimum principal amounts of Fifty Thousand Pesos (₱50,000.00) and in multiples of Ten Thousand Pesos (₱10,000.00) thereafter, and traded in denominations of Ten Thousand Pesos (₱10,000.00) in the secondary market.

The Series D Bonds shall mature on [●], while the Series E Bonds shall mature on [●] unless earlier redeemed by the Issuer pursuant to the terms thereof and subject to the provisions on redemption and payment below.

The Registrar and Paying Agent has no interest in or relation to AboitizPower which may conflict with its role as Registrar for the Offer. The Trustee has no interest in or relation to AboitizPower which may conflict with the performance of its functions as Trustee.

Copies of the Trust Agreement and the Registry and Paying Agency Agreement are available for inspection during normal business hours at the specified offices of the Trustee. The holders of the Third Tranche Bonds (the “Bondholders”) are entitled to the benefit of, are bound by, and are deemed to have notice of, all the provisions of the Trust Agreement and are deemed to have notice of those provisions of the Registry and Paying Agency Agreement applicable to them.

FORM AND DENOMINATION

The Third Tranche Bonds are in scripless form, and shall be issued in denominations of Fifty Thousand Pesos (₱50,000.00) each as a minimum and in multiples of Ten Thousand Pesos (₱10,000.00) thereafter and traded in denominations of Ten Thousand Pesos (₱10,000.00) in the secondary market.

TITLE

Legal title to the Third Tranche Bonds shall be shown in the Register of Bondholders maintained by the Registrar. A notice confirming the principal amount of the Third Tranche Bonds purchased by each applicant in the Offer shall be issued by the Registrar to all Bondholders following the Issue Date. Upon any assignment, title to the Third Tranche Bonds shall pass by recording of the transfer from the transferor to the transferee in the electronic Register of Bondholders maintained by the Registrar. Settlement in respect of such transfer or change of title to the Third Tranche Bonds, including the settlement of any cost arising from such transfers, including, but not limited to, documentary stamps taxes, if any, arising from subsequent transfers, shall be for the account of the relevant Bondholder.

BOND RATING

[The Third Tranche Bonds have been rated PRS Aaa with a Stable Outlook by Philratings. PRS Aaa is the highest rating assigned by PhilRatings. Obligations rated PRS Aaa are of the highest quality with minimal credit risk. A Stable Outlook means that the rating is likely to be maintained or to remain unchanged in the next twelve months.

PhilRatings identified the following key rating factors in the assignment of the rating: a) diversified portfolio with good growth prospects; b) experienced management team; c) improved financial performance in the first half of 2021 (1H2021); and d) healthy cash flows and adequate liquidity. PhilRatings also considered that the power industry is seen to be relatively more stable amidst increasing economic uncertainty caused by the COVID-19 pandemic, given that electricity is an essential need.]

A rating is not a recommendation to buy, sell or hold securities and may be subject to revision, suspension, or withdrawal at any time by the assigning rating organization.

TRANSFER OF BONDS

Register of Bondholders

The Issuer shall cause the Register of Bondholders to be kept by the Registrar, in electronic form. The names and addresses of the Bondholders and the particulars of the Third Tranche Bonds held by them and of all transfers of Third Tranche Bonds shall be entered into the Register of Bondholders. As required by Circular No. 428-04 issued by the BSP, the Registrar shall send each Bondholder, in the mode elected by such Bondholder in the Application to Purchase or the Registration Form, a written statement of registry holdings at least quarterly (at the cost of the Issuer) and a written advice confirming every receipt or transfer of the Third Tranche Bonds that is effected in the Registrar's system (at the cost of the relevant Bondholder). Such statement of registry holdings shall serve as the confirmation of ownership of the relevant Bondholder as of the date thereof. Any requests of Bondholders for certifications, reports or other documents from the Registrar, except as provided herein, shall be for the account of the requesting Bondholder. No transfers of the Third Tranche Bonds may be made during the period intervening between and commencing on the Record Date as defined in the section on "*Interest Payment Date.*"

Transfers: Tax Status

The Registrar shall ultimately and conclusively determine all matters regarding the evidence necessary to effect any such transfers. Settlement in respect of such transfers or change of title to the Third Tranche Bonds, including the settlement of any documentary stamp taxes, if any, arising from subsequent transfers, shall be settled directly between the transferee and/or the transferor Bondholders.

Transfers across tax categories shall not be allowed except on Interest Payment Dates that fall on a Banking Day. Restricted transfers include, but are not limited to, transfers between taxable and non-taxable entities, between taxable entities of different tax categories (where tax-withheld entities with different final withholding tax rates (e.g., 20%, 25%, 30%) are considered as belonging to different tax categories), or between parties who claim the benefit of a tax treaty; provided, however, that transfers from a tax-exempt category to a taxable tax category on a non-Interest Payment Date shall be allowed using the applicable tax rate to ensure that the computation is based on the final withholding tax rate of the taxable party to the trade. For such transactions, the tax-exempt entity shall be treated as belonging to the same tax category as its taxable counterpart for the interest period within which such transfer occurred. A Bondholder claiming tax-exempt status is required to submit a written notification of the sale or purchase to the Trustee and the Registrar, including the tax status of the transferor or transferee, as appropriate, together with the supporting documents specified under the Registry and Paying Agency Agreement upon submission of the account opening documents to Registrar. Transfers taking place in the Register of Bondholders after the Third Tranche Bonds are listed on PDEX shall be allowed between tax-exempt and non-tax-exempt entities without restriction and observing the tax exemption of tax-exempt entities, if and/or when so allowed under and in accordance with the relevant rules, conventions, and guidelines of PDEX and PDTC.

Secondary Trading of the Third Tranche Bonds

The Issuer intends to list the Third Tranche Bonds at PDEX for secondary market trading or such other securities exchange as may be licensed as such by the SEC. Secondary market trading in PDEX shall follow the applicable PDEX rules, conventions, and guidelines governing trading and settlement between bondholders of different tax status and shall be subject to the relevant fees of PDEX and PDTC. Upon listing of the Third Tranche Bonds with PDEX, investors shall course their secondary market trades through PDEX Brokering Participants for execution in the PDEX Trading Platform in accordance with PDEX Trading Rules, Conventions and Guidelines, and shall settle such trades on a Delivery versus Payment (“DvP”) basis in accordance with PDEX Settlement Rules and Guidelines. The PDEX rules and conventions are available on the PDEX website (www.pds.com.ph). An Investor Frequently Asked Questions (“FAQ”) discussion on the secondary market trading, settlement, documentation and estimated fees are also available on the PDEX website.

Market Information on Other Debt Securities

While there are already listed debt securities of AboitizPower on PDEX, these securities have maturities that may be different from the Third Tranche Bonds, and were priced at a time when benchmark rates were likely different. As such, the listed price of the said securities may not necessarily be directly comparable with the Third Tranche Bonds.

RANKING

The Third Tranche Bonds shall constitute the direct, unconditional, unsecured and unsubordinated Peso denominated obligations of the Issuer and shall rank *pari passu* and rateably in priority of payment without any preference or priority amongst themselves and at least *pari passu* with all other present and future unsecured and unsubordinated obligations of the Issuer, other than (i) obligations preferred by the law, (ii) any obligation incurred by the Issuer pursuant to Section 5.2 (a) of the Trust Agreement or as may be allowed by the Trust Agreement, and (iii) other Indebtedness or obligations disclosed by the Issuer to the Trustee as of Issue Date. The Third Tranche Bonds shall effectively be subordinated in right of payment to, among others, all of AboitizPower’s secured debts to the extent of the value of the assets securing such debt and all of its debt that is evidenced by a public instrument under Article 2244 (14) of the Civil Code of the Philippines, unless the Issuer procures a waiver of the preference created by such notarization or equally and ratably extend such preference to the Third Tranche Bonds.

INTEREST

Interest Payment Dates

The Third Tranche Bonds bear interest on its principal amount from and including Issue Date at the rate of [●]% per annum for the Series D Bonds, and [●]% per annum for the Series E Bonds, payable quarterly in arrear starting on [●] for the first interest payment date, and [●] of each year while the Third Tranche Bonds are outstanding (each an “Interest Payment Date”), or the immediately succeeding Banking Day, if such Interest Payment Date is not a Banking Day, without any adjustment in the amount due. The last Interest Payment Date shall fall on the relevant Maturity Date, or the immediately succeeding Banking Day if such day is not a Banking Day, without any adjustment to the amount due.

The cut-off date in determining the existing Bondholders entitled to receive interest or principal amount due shall be the day two (2) Banking Days prior to the relevant Interest Payment Date (the “Record Date”), which shall be the reckoning day in determining the Bondholders entitled to receive interest, principal or any other amount due under the Third Tranche Bonds; provided, that if such day falls on a non-Banking Day, the Record Date shall be the Banking Day immediately preceding said date. No transfers of the Third Tranche Bonds may be made during this period intervening between and commencing on the Record Date and the relevant Interest Payment Date.

Interest Accrual

The Series D and Series E Bonds shall cease to bear interest from and including the relevant Maturity Date, as defined in the discussion on “*Final Redemption*,” unless, upon due presentation, payment of the principal in respect of the Bond then outstanding is not made, is improperly withheld or refused, in which case the Penalty Interest (see “*Penalty Interest*”) shall apply.

Determination of Interest Amount

The interest shall be calculated on the basis of a 360-day year consisting of 12 months of 30 days each and, in the case of an incomplete month, the number of days elapsed on the basis of a month of 30 days.

REDEMPTION AND PURCHASE

Final Redemption

Unless previously purchased and cancelled, the Third Tranche Bonds shall be redeemed at par or 100% of face value on the relevant Maturity Date. However, payment of all amounts due on such date may be made by the Issuer through the Paying Agent, without adjustment, on the succeeding Banking Day if the Maturity Date is not a Banking Day.

Early Redemption

Prior to the relevant Maturity Dates of the Series D and Series E Bonds, the Issuer shall have the option, but not the obligation, to redeem in whole (and not in part), the outstanding the Series D and Series E Bonds on the Early Redemption Dates, as provided below, or the immediately succeeding Banking Day if such date is not a Banking Day (the “Early Redemption Date”), without any adjustment on the principal or interest accruing.

The amount payable to the Bondholders in respect of the Early Redemption exercise (the “Early Redemption Price”) shall be calculated based on the principal amount of the Series D and Series E Bonds being redeemed as the aggregate of the: (i) accrued interest computed from the last Interest Payment Date up to the relevant Early Redemption Date; and (ii) the product of the principal amount and the applicable Early Redemption Price in accordance with the following schedule:

Series D Bonds	
Early Redemption Dates	Early Redemption Price (inclusive of early redemption premium)
3 years from Issue Date and every Interest Payment Date thereafter before the 4 th anniversary of the Issue Date	[101.00%]
4 years from Issue Date and every Interest Payment Date thereafter before Maturity Date	[100.25%]

Series E Bonds	
Early Redemption Dates	Early Redemption Price (inclusive of early redemption premium)
4 years from Issue Date and every Interest Payment Date thereafter before the 5 th year anniversary of the Issue Date	[102.00%]
5 years from Issue Date and every Interest Payment Date thereafter before the 6 th year anniversary of the Issue Date	[101.00%]
6 years from Issue Date and every Interest Payment Date thereafter before the Maturity Date	[100.25%]

The Issuer shall give not less than thirty (30) nor more than sixty (60) days prior written notice to the Bondholders through the Trustee of its intention to redeem the Series D and Series E Bonds, which notice shall be irrevocable and binding upon the Issuer to effect such early redemption of the Series D and Series E Bonds on the Early Redemption Date stated in such notice. For the avoidance of doubt, notice to the Trustee shall be considered notice to the Bondholders.

Redemption for Taxation Reasons

The Issuer may redeem any series of the Third Tranche Bonds in whole, but not in part, on any Interest Payment Date (having given not more than sixty (60) nor less than fifteen (15) days' notice to the Trustee) at par plus accrued interest, subject to the requirements of Applicable Law, if payments under any series of the Third Tranche Bonds become subject to additional or increased taxes other than the taxes and rates of such taxes prevailing on Issue Date as a result of certain changes in Applicable Law, and such additional or increased rate of such tax cannot be avoided by use of reasonable measures available to the Issuer.

For avoidance of doubt, the Issuer shall not be liable for the payment of the additional or increased taxes, which shall be for the account of the Bondholders.

The Trustee, upon receipt of written notice of redemption delivered by the Issuer, shall declare the principal of the Series D and Series E Bonds, including all accrued interest, to be immediately due and payable, and upon such declaration the same shall be immediately due and payable without any pre-payment penalty that is imposed under an optional redemption, anything in the Trust Agreement or in the Series D and Series E Bonds contained to the contrary notwithstanding.

Redemption by Reason of Change in Law or Circumstance

If any one or more of the following events shall occur, in the reasonable opinion of the Bondholders holding at least two-thirds (2/3) of the outstanding amount of the Third Tranche Bonds for the events contemplated in (a), (b) or (c) below or the Majority Bondholders for the events contemplated in (d) below (and with written notice to the Trustee), and be continuing for a period of thirty (30) Banking Days with respect to the events contemplated in (a) or (c) below:

- e. Any law, Government and/or non-government consent, license, authorization, registration or approval now or hereafter necessary to enable the Issuer to comply with its obligations under the Trust Agreement or the Third Tranche Bonds which shall be modified in a manner which, while not constituting an Event of Default, will result in a Material Adverse Effect, or shall be withdrawn or withheld;
- f. Any provision of the Trust Agreement or any of the related documents is or becomes invalid, illegal or unenforceable by reason of: (i) any final judgment or order by a court of competent authority; or (ii) notwithstanding any pending action before a court of competent authority: (x) any final and effective act of any Government Authority, or (y) any final and effective law, rule, or regulation to the extent that it becomes for any reason unlawful for the Issuer to give effect to its rights or obligations hereunder, or to enforce any provisions of the Trust Agreement or any of the related documents in whole or in part, or any law is introduced to prevent or restrain the performance by the parties hereto of their obligations under the Trust Agreement or any other related documents;
- g. Any concessions, permits, rights, franchise or privileges required for the conduct of the business and operations of the Issuer shall be revoked, canceled or otherwise terminated, or the free and continued use and exercise thereof shall be curtailed or prevented, by reason of: (i) any final judgment or order by a court of competent authority; or (ii) notwithstanding any pending action before a court of competent authority: (x) any final and effective act of any Government Authority, or (y) any final and effective law, rule, or regulation, in such a manner as to materially and adversely affect the financial condition or operations of the Issuer; and
- h. Any Government Authority or any competent authority condemns, seizes, or expropriates all or substantially all of the assets or properties of the Issuer, unless such act is contested in good faith by the Issuer or unless such act is suspended or restrained by an order of a court of competent jurisdiction;

then, the Trustee, by notice in writing delivered to the Issuer, may declare the principal of the Third Tranche Bonds, including all accrued interest and other charges thereon, if any, to be immediately due and payable, and upon such declaration the same shall be immediately due and payable without any pre-payment penalty that is imposed under an Early Redemption, anything in the Trust Agreement or in the Third Tranche Bonds contained to the contrary notwithstanding, subject to the notice requirements under Section 10.2 of the Trust Agreement, provided that, such notice shall not be deemed either caused by a default under Section 9.1, or a notice of default under Section 10.2 under the same Trust Agreement. The Issuer shall also have the option to redeem in whole, but not in part, the Bonds at par (or 100% of face value) and paid together with the accrued interest thereon, by giving not more than sixty (60) nor less than thirty (30) (or such shorter period prescribed by Applicable Law, if any) days' notice.

Purchase

The Issuer may at any time purchase any of the Third Tranche Bonds at any price in the open market or by tender or by contract in accordance with PDEX Rules, which may be amended from time to time, without any obligation to purchase Third Tranche Bonds pro-rata from all Bondholders. Bonds so purchased shall be redeemed and cancelled and may not be re-issued.

Upon listing of the Third Tranche Bonds on PDEX, the Issuer shall disclose any such transactions in accordance with the applicable PDEX disclosure rules.

Payments

The principal of, interest on, and all other amounts payable on the Third Tranche Bonds shall be paid to the Bondholders by crediting the settlement accounts designated by each of the Bondholders. The principal of, and interest on, the Third Tranche Bonds shall be payable in Philippine Pesos, net of final taxes and fees (if any). AboitizPower shall ensure that so long as any of the Third Tranche Bonds remains outstanding, there shall at all times be a Paying Agent for the purposes of the Third Tranche Bonds. AboitizPower may terminate the appointment of the Paying Agent, as provided in the Registry and Paying Agency Agreement. In the event the appointed office of any institution shall be unable or unwilling to continue to act as the Paying Agent, AboitizPower shall appoint the Makati City office of such other leading institution in the Philippines authorized to act in its place. The Paying Agent may not resign its duties or be removed without a successor having been appointed.

Payment of Additional Amounts - Taxation

Interest income on the Third Tranche Bonds is subject to final withholding tax at rates depending on the tax status of the relevant Bondholder under relevant law, regulation or tax treaty. Except for such final withholding tax and as otherwise provided below or in the Trust Agreement, and without prejudice to the right of the Issuer to exercise its option to redeem the Series D and Series E Bonds for taxation reasons, all payments of principal and interest are to be made free and clear of any deductions or withholding for or on account of any present or future taxes or duties imposed by or on behalf of Republic of the Philippines, including, but not limited to, issue, registration or any similar tax or other taxes and duties, including interest and penalties, if any. If such taxes or duties are imposed, the same shall be for the account of the Issuer; provided however that, the Issuer shall not be liable for the following:

1. The applicable final withholding tax applicable on interest earned on the Series D and Series E Bonds prescribed under the Tax Code, as amended and its implementing rules and regulations as may be in effect from time to time. Without prejudice to any new or additional requirements as may be required under new or amendatory regulations, an investor who is exempt from the aforesaid withholding tax, or is subject to a preferential withholding tax rate shall be required to submit the following requirements to the Registrar, subject to acceptance by the Issuer as being sufficient in form and substance:
 - a. Proof of Tax Exemption or Entitlement to Preferential Tax Rates
 - i. For (a) tax-exempt corporations and associations under Section 30 of the Tax Code (except non-stock, non-profit educational institutions under Section 30 (H) of the Tax Code); (b) cooperatives duly registered with the Cooperative Development Authority; and (c) BIR-approved pension fund and retirement plan – certified true copy of valid, current and subsisting tax exemption certificate, ruling or opinion issued by the BIR. For this purpose, a tax exemption certificate or ruling shall be deemed “valid, current and subsisting” if it has not been more than three (3) years since the date of issuance thereof;
 - ii. For Tax-Exempt Personal Equity Retirement Account established pursuant to PERA Act of 2008 – certified true copy of the Bondholder’s current, valid and subsisting Certificate of Accreditation as PERA Administrator (BIR Form No. 2336);
 - iii. For all other tax-exempt entities (including, but not limited to, (a) non-stock, non-profit educational institutions; (b) GOCC; and (c) foreign governments, financing institutions owned, controlled or enjoying refinancing from foreign governments, and international or regional financial institutions established by foreign governments) – certified true copy of tax exemption certificate, ruling or opinion issued by the BIR expressly stating that their income is exempt from income tax and, consequently, withholding tax; and
 - iv. For entities claiming tax treaty relief – original or certified true copies of the following documents:

General requirements:

- 1) Original Tax Residency Certificate (TRC) duly issued by the tax authority of the foreign country in which the Bondholder is a resident;
- 2) Original duly notarized Special Power of Attorney (SPA) issued by the Bondholder to the Issuer, expressly stating the Issuer's authority to sign the Application Form for Treaty Purposes (BIR Form No. 0901-I) and to file a request for confirmation with the BIR on behalf of the Bondholder;

Additional requirements for legal persons and arrangements, and individuals:

- 3) Authenticated copy of the Bondholder's Articles/Memorandum of Incorporation/Association, Trust Agreement, or equivalent document confirming its establishment or incorporation, with an English translation thereof if in foreign language;
- 4) For legal persons and arrangements – original Certificate of Non-Registration or certified true copy of License to Do Business in the Philippines duly issued by the Securities and Exchange Commission (SEC) to the Bondholder;
- 5) For individuals – original Certificate of Business Registration/Presence duly issued by the Department of Trade and Industry (DTI) to the Bondholder;

Additional requirements for entities:

- 6) Certified true copy of the law of the foreign country showing that tax is imposed on the owners or beneficiaries of the Bondholder;
- 7) List of owners/beneficiaries of the Bondholder;
- 8) Proof of ownership of the Bondholder; and
- 9) TRC duly issued by the concerned foreign tax authority to the owners or beneficiaries of the Bondholder.

All documents executed in a foreign country must either be authenticated by the Philippine Embassy stationed therein or apostilled if the said foreign country is a signatory to the Convention Abolishing the Requirement of Legalisation for Foreign Public Documents (HCCH 1961 Apostille Convention) in order to be acceptable to the Issuer.

In addition, for subsequent interests due and subject to the requirements of new or amendatory regulations, the Bondholder shall submit to the Issuer an updated Application Form, a new TRC (if the validity period of the previously submitted TRC has already lapsed), and other relevant documents no later than the last day of the first month of the year when such subsequent interest payment/s shall fall due.

- b. A duly notarized declaration (in the prescribed form) warranting that the Bondholder's tax-exemption certificate or ruling has not been revoked or cancelled and that there are no material changes in character, purpose or method of operation of the Bondholder which are inconsistent with the basis of its income tax exemption, or warranting the Bondholder's entitlement to preferential treaty rates, and undertaking to immediately notify the Issuer and the Registrar and Paying Agent of any suspension or revocation of its tax exemption or treaty privileges and agreeing to indemnify and hold the Issuer and Registrar and Paying Agent free and harmless against any claims, actions, suits and liabilities arising from the non-withholding or reduced withholding of the required tax; and
- c. Such other documentary requirements as may be reasonably required by the Issuer or the Registrar and Paying Agent, or as may be required under applicable regulations of the relevant taxing or other authorities.

Failure to submit any of the documents provided under (a), (b), and (c) above, as may be applicable, will result in the application of the normal income tax rate provided under the Tax Code.

2. Any applicable taxes on other income due to any Bondholder arising from the Series D and Series E Bonds, including but not limited to the Early Redemption Premium, if and when applicable;
3. Gross Receipts Tax under the Tax Code;
4. Taxes on the overall income of any securities dealer or Bondholder, whether or not subject to withholding; and
5. Value Added Tax (“VAT”) under the Tax Code, as amended.

Documentary stamp tax for the primary issue of the Third Tranche Bonds and the execution of the Bond Agreements, if any, shall be for the Issuer’s account.

FINANCIAL RATIOS

The Issuer shall not incur any loan obligation with a maturity of more than one (1) year, if on the Transaction Date, after giving effect to the incurrence of such loan obligation, and any other such cumulative obligations, but not giving any effect to the receipt or application of proceeds therefrom, the Net Debt, as at the last day of the Relevant Period immediately preceding the Transaction Date, to Consolidated Equity, in respect of the Relevant Period immediately preceding the Transaction Date, will exceed 3:1.

There are no other regulatory ratios that the Issuer is required to comply with.

For the schedule of the Issuer’s relevant consolidated financial ratios as of 30 September 2021, 31 December 2020, 31 December 2019, 31 December 2018, and 31 December 2017, please refer to the table below as well as the “Management’s Discussion and Analysis of Financial Condition and Results of Operations” section beginning on page [●].

	30 September 2021	31 December 2020	31 December 2019	31 December 2018	31 December 2017
Interest Coverage Ratio ⁵	Not measured on an interim basis	2.54	2.83	3.53	3.60
Return on Common Equity ⁶	Not measured on an interim basis	11%	14.50%	20.20%	21.00%
Current Ratio ⁷	1.28	1.38	1.53	1.89	1.38
Debt to Equity Ratio ⁸	1.63	1.96	2.07	1.85	1.92

EVENTS OF DEFAULT

Each of the following events constitutes an Event of Default.

1. **Payment Default.** The Issuer fails to pay when due and payable any amount of principal or interest which the Issuer is obligated to pay the Bondholders under the Trust Agreement and the Bonds, provided that such non-payment shall not constitute an Event of Default if such failure to pay is remedied within seven (7) Banking Days from due date thereof.

The Issuer fails to pay when due and payable any other amount payable by the Issuer in respect of the Bonds and under the Trust Agreement in the manner, at the place, and in the currency in which it is

⁵ Earnings Before Interest and Taxes divided by Interest Expense

⁶ Net Income after Tax divided by Total equity adjusted for cash dividends

⁷ Current Assets divided by Current Liabilities

⁸ Total liabilities divided by total stockholders’ equity

expressed to be payable, and such non-payment continues for thirty (30) days from the date such payment is due. These other amounts include Penalty Interest, insofar as the payment of such interest is concerned.

2. **Representation Default.** Except for clerical or typographical error, any representation or warranty made by the Issuer in the Trust Agreement or in any document issued pursuant thereto or otherwise in connection therewith shall prove to have been untrue, incorrect, or misleading in any material respect as at the time it was made or deemed to have been made or is violated or not complied with, and the circumstances which cause such representation or warranty to be incorrect or misleading continue for not less than thirty (30) days (or such longer period as the Majority Bondholders shall approve) after receipt of written notice from the Trustee to that effect.
3. **Other Provisions Default.** The Issuer fails to perform or comply with any other term, obligation, or covenant contained in the Trust Agreement or in any other document or instruments related or otherwise in connection therewith in any material respect and any such failure, violation, non-compliance is not remediable or if remediable, continues unremedied for a period of ninety (90) days for financial covenants and sixty (60) days for all other covenants from the date after written notice thereof shall have been given by the Trustee; Provided, however, that for the avoidance of doubt, no additional grace period shall apply to the Events of Default.
4. **Cross Default.** The Issuer violates any other material obligation by the Issuer with any bank, financial institution or other person, corporation or entity for the payment of borrowed money which constitutes an event of default under said contract, or in general, violation of any, law or regulation which violation, if remediable, is not remedied by the Issuer within thirty (30) Banking Days from receipt of notice by the Trustee to the Issuer, or which violation is otherwise not contested by the Issuer, and the effect of such violation results in the acceleration or declaration of the whole financial obligation to be due and payable prior to the stated normal date of maturity; and which violation will, further, in the reasonable opinion of at least two-thirds (2/3) of the Bondholders, adversely and materially affect the performance by the Issuer of its obligations under the Trust Agreement and the Bonds. Provided, however, that no event of default will occur under this paragraph unless the aggregate amount of indebtedness in respect of which one or more of the events above mentioned has/have occurred equals or is in excess of five percent (5%) of the Fair Market Value of Assets of the Issuer, based on the relevant parent-only financial statements of the Issuer.
5. **Insolvency Default.** The Issuer becomes insolvent or is unable to pay its debts when due or commits or permits any act of bankruptcy, which act shall include: (i) the filing of a petition in any bankruptcy, reorganization, winding up or liquidation of the Issuer, the appointment of a receiver, liquidator, assignee, trustee, or sequestrator of the Issuer, or a substantial part of its property or assets or a substantial part of its capital stock or to assume custody or control of the Issuer, or the ordering of its dissolution, winding-up or liquidation of its affairs, or any other proceeding analogous in purpose and effect; Provided, however, that in case the foregoing petition is filed by any other party, other than the Issuer, such event shall be considered a declared Event of Default only upon the issuance of a final order by the a court of competent authority; (ii) the making of an assignment by the Issuer of substantially all or all of its assets, or in fraud of creditors; (iii) the admission in writing by the Issuer of its inability to pay its debts; provided, that, the issuance of any such decree or order shall not be an Event of Default if the same shall have been dismissed or stayed by injunction or otherwise within ninety (90) days from issuance thereof or such longer period as the Majority Bondholders may approve.
6. **Closure Default.** The Issuer voluntarily suspends or ceases operations of a substantial portion of its business for a continuous period of thirty (30) calendar days, except that if the closure is: (i) due to strikes or lockouts; or (ii) necessary to prevent business losses; or (iii) due to fortuitous events or force majeure, then such closure shall not be deemed a Closure Default.
7. **Judgment Default.** Any final judgment, decree, order, or arbitral award for the sum of money, damages or for a fine or penalty in excess of 20% of the Issuer's Fair Market Value of Assets or its equivalent in any other currency is entered against the Issuer and any relevant period specified for payment in such judgment, decree, order, agreement, or award and any extension thereof, shall have expired without

being satisfied, discharged, or stayed within (i) ninety (90) calendar days after the date when payment is due under such judgment, decree, order, or award, or (ii) the relevant period provided by Applicable Law.

8. **Writ and Similar Process Default.** Any writ, warrant of attachment or execution, or similar process shall be issued or levied against all or substantially all of the Issuer's assets, and such writ, warrant, or similar process shall not be released, vacated, or fully bonded within sixty (60) days after its issue or levy (or such longer period as the Issuer satisfies the Majority Bondholders as appropriate under the circumstances).

CONSEQUENCES OF DEFAULT

Declaration by the Trustee or the Bondholders

1. If any one or more of the Events of Default shall occur and be continuing, the Trustee, upon the written direction of the Bondholders holding at least two-thirds (2/3) of the outstanding amount of the Third Tranche Bonds, by notice in writing delivered to the Issuer, may declare the principal of the Third Tranche Bonds then outstanding, including all interest accrued and unpaid thereon and all amounts due thereunder, to be due and payable immediately, anything contained in the Trust Agreement or in the Third Tranche Bonds to the contrary notwithstanding.
2. The provision above, however, is subject to the condition that, except in the case of a Writ and Similar Process Default, the Majority Bondholders, by written notice to the Issuer and to the Trustee, may rescind and annul such declaration made by the Trustee pursuant to a consequence of default and its consequences, upon such terms, conditions and agreements, if any, as they may determine, including, in connection with a Cross Default, the fact that the non-payment of the obligation is contested in good faith by the Issuer; provided, that, no such rescission and annulment shall extend to or shall affect any subsequent default or shall impair any right consequent thereto. Any such waiver shall be conclusive and binding upon all the Bondholders and upon all future holders and owners of such Third Tranche Bonds, or of any Third Tranche Bond issued in lieu thereof or in exchange therefor, irrespective of whether or not notation of such waiver is made upon the Third Tranche Bonds.
3. At any time after an Event of Default shall have occurred, the Trustee may:
 - a. by notice in writing to the Issuer, the Registrar and Paying Agent, require the Registrar and Paying Agent to:
 - i. hold all sums, documents and records held by them in respect of the Third Tranche Bonds on behalf of the Trustee; and/or
 - ii. deliver all evidence of the Third Tranche Bonds and all sums, documents and records held by them in respect of the Third Tranche Bonds to the Trustee or as the Trustee shall direct in such notice; provided, that, such notice shall be deemed not to apply to any document or record which the Registrar and Paying Agent is not obliged to release by any Applicable Law; and
 - b. by notice in writing to the Issuer, require the Issuer to make all subsequent payments in respect of the Third Tranche Bonds to the order of the Trustee and with effect from the issue of any such notice until such notice is withdrawn.

Notice of Default

The Trustee shall, within ten (10) days after the occurrence of an Event of Default give to the Bondholders written notice of any such Event of Default known to it unless the same shall have been cured before the giving of such notice; provided, that, in the case of a Payment Default, the Trustee shall, upon written notice from the Paying Agent of the Issuer's failure to pay any amount of principal or interest which the Issuer is obligated to pay the Bondholders under the Trust Agreement and the Third Tranche Bonds, immediately notify the

Bondholders upon the occurrence of such Payment Default. The existence of a written notice required to be given to the Bondholders under this Section shall be published in two (2) newspapers of general circulation in Metro Manila, Philippines for two (2) consecutive days, indicating in the published notice that the Bondholders or their duly authorized representatives may obtain an important notice regarding the Third Tranche Bonds at the principal office of the Trustee as indicated in the Trust Agreement upon presentation of sufficient and acceptable identification to the Trustee.

Subject to Applicable Law, in case of the occurrence of an Event of Default, the Issuer shall authorize the Registrar to provide the Trustee with the list of Bondholders containing the names and addresses of the Bondholders, the amount of the Third Tranche Bonds held by them, and such other information as may be agreed upon between the Registrar and the Issuer or a confirmation stating that the relevant Bondholder is included in the list of Bondholders in the Register of Bondholders.

Penalty Interest

In case any amount payable by the Issuer under the Third Tranche Bonds, whether for principal, interest, fees due to the Trustee, Registrar and Paying Agent or otherwise, is not paid on due date, the Issuer shall, without prejudice to its obligations to pay the said principal, interest and other amounts, pay penalty fee on the defaulted amount(s) at the rate of 2.0% per annum (the "Penalty Interest") from the time the amount fell due until it is fully paid.

Payments in the Event of Default

The Issuer covenants that upon the occurrence of any Event of Default, the Issuer will pay to the Bondholders, through the Paying Agent, the whole amount which shall then have become due and payable on all such outstanding Third Tranche Bonds with interest at the rate borne by the Third Tranche Bonds on the overdue principal and with Penalty Interest, where applicable, and in addition thereto the Issuer will pay to the Trustee such further amounts as shall be determined by the Trustee to be sufficient to cover the cost and expenses of collection, including reasonable compensation to the Trustee, its agents, attorneys and counsel, and any reasonable expenses or liabilities incurred in furtherance of the Trust Agreement and without negligence or bad faith by the Trustee hereunder.

Upon the occurrence of an Event of Default and in accordance with the requirements of the Trust Agreement, the Bondholders shall have the right, but not the obligation, to require the Issuer to redeem the Third Tranche Bonds in full, by payment of the amounts stated above, plus the principal amount, by delivery of the relevant evidence of the Third Tranche Bonds to the Trustee.

Application of Payments

Any money collected by the Trustee and any other funds held by it through the Registrar and Paying Agent or any other agent appointed by the Trustee in connection with the Third Tranche Bonds, which shall be delivered to the Paying Agent, subject to any other provision of the Trust Agreement and the Registry and Paying Agency Agreement relating to the disposition of such money and funds, shall be applied by the Trustee in the order of preference as follows:

First: To the payment of the costs, expenses, fees and other charges of collection, including reasonable compensation to the Trustee, Registrar and Paying Agent, and each such Person's agents, attorneys and counsel, and all reasonable expenses and liabilities incurred or disbursement made by the Trustee and the Registrar without bad faith and with the requisite diligence.

Second: To the payment of Penalty Interest.

Third: To the payment of the interest, in the order of the maturity of such interest.

Fourth: To the payment of the principal amount of the outstanding Third Tranche Bonds due and payable.

Fifth: The remainder, if any, shall be paid to the Issuer, its successors or assigns, or to whosoever may be lawfully entitled to receive the same, or as a court of competent jurisdiction may direct.

Except for any interest and principal payments, all disbursements of the Registrar and Paying Agent in relation to the Third Tranche Bonds shall require the conformity of the Trustee. The Registrar and Paying Agent shall render a monthly account of such funds under its control.

Remedies

All remedies conferred by the Trust Agreement to the Trustee and the Bondholders shall be cumulative and not exclusive and shall not be so construed as to deprive the Trustee or the Bondholders of any legal remedy by judicial or extrajudicial proceedings appropriate to enforce the conditions and covenants of the Trust Agreement.

No delay or omission by the Trustee or by any Bondholder to exercise any right or power arising from or on account of any default hereunder shall impair any such right or power, or shall be construed to be a waiver of any such default or an acquiescence thereto, and every power and remedy given in the Trust Agreement to the Trustee or to the Bondholder may be exercised from time to time and as often as may be necessary or expedient.

Ability to File Suit

No Bondholder shall have any right by virtue of or by availing of any provision of the Trust Agreement to institute any suit, action or proceeding for the collection of any sum due from the Issuer hereunder on account of principal, interest and other charges, or for the appointment of a receiver or trustee, or for any other remedy hereunder, unless all of the following conditions have been fulfilled: (1) such Bondholder previously shall have given to the Trustee written notice of an Event of Default and of the continuance thereof and the related request for the Trustee to convene a meeting of the Bondholders to take up matters related to their rights and interests under the Third Tranche Bonds, and (2) the Majority Bondholders shall have decided and made a written request upon the Trustee to institute such suit, action or proceeding in its own name, and (3) the Trustee for sixty (60) days after receipt of such notice and request shall have neglected or refused to institute any such suit, action or proceeding, unless such failure was due to any circumstance beyond its control, and (4) no directions inconsistent with such written request or waiver of default by the Bondholders shall have been made, it being understood and intended, and being expressly covenanted by every Bondholder with every other Bondholder and the Trustee, that no one or more Bondholder shall have any right in any manner whatsoever by virtue of or by availing of any provision of the Trust Agreement to affect, disturb or prejudice the rights of the holders of any other such Bonds or to obtain or seek to obtain priority over or preference to any other such holder or to enforce any right under the Trust Agreement, except in the manner herein provided and for the equal, ratable and common benefit of all Bondholders. For the protection and enforcement of the provisions of this Section, each and every Bondholder and the Trustee shall be entitled to such relief as can be given under the Applicable Law.

Waiver of Default by Bondholders

The Majority Bondholders may direct the time, method and place of conducting any proceeding for any remedy available to the Trustee or exercising any trust or power conferred upon the Trustee, or the Majority Bondholders may decide for and in behalf of the Bondholders to waive any past default except the Payment Default, Cross Default, Insolvency Default, and Closure Default, and its consequences. In case of any such waiver, written notice of which shall be given to the Trustee, the Issuer, the Trustee and the Bondholders shall be restored to their former positions and rights hereunder, but no such waiver shall extend to any subsequent or other default or impair any right consequent thereto. Any such waiver by the Majority Bondholders shall be conclusive and binding upon all Bondholders and upon all future holders and owners thereof, irrespective of whether or not any notation of such waiver is made upon the certificate representing the Third Tranche Bonds.

MEETINGS OF BONDHOLDERS

Meetings

A meeting of Bondholders may be called at any time and from time to time pursuant to the provisions of this Section for the purpose of taking any action authorized to be taken by or on behalf of the holders of any specified aggregate principal amount of Third Tranche Bonds under any other provisions of the Trust Agreement or under Applicable Law and such other matters related to the rights and interests of the Bondholders under the Third Tranche Bonds. The Issuer shall authorize the Registrar and Paying Agent to provide the Trustee with the list of Bondholders for purposes of calling a meeting of the Bondholders.

Notice of Meetings

The Trustee may at any time call a meeting of the Bondholders, or the Majority Bondholders may direct in writing the Trustee to call a meeting of the Bondholders, to take any action specified herein, to be held at such time and at such place or mode as the Trustee shall determine. Notice of every meeting of Bondholders, setting forth the time and the place or mode of such meeting and the purpose of such meeting in reasonable detail, shall be issued by the Trustee and sent by the Trustee to the Issuer and to each of the registered Bondholders and published in two (2) newspapers of general circulation in Metro Manila, Philippines not earlier than forty-five (45) days nor later than fifteen (15) days prior to the date fixed for the meeting. All reasonable costs and expenses incurred by the Trustee for the proper dissemination of the notices for the requested meeting, including the cost of the venue and other related expenses for the meeting, shall be advanced by or reimbursed by the Issuer within ten (10) days from receipt of the duly supported statement of account.

Failure of Trustee to Call a Meeting

In case at any time the Issuer, pursuant to a resolution of its Board, or the requisite number of Bondholders shall have requested the Trustee to call a meeting of the Bondholders by written request setting forth in reasonable detail the purpose of the meeting, and the Trustee shall not have mailed and published, the notice of such meeting within fifteen (15) Banking Days after receipt of such request, then the Issuer or such Bondholders may determine the time and place for such meeting and may call such meeting by mailing and publishing notice thereof, and the costs thereof shall be chargeable to the Trustee, except when such failure is beyond the control of the Trustee.

Quorum

The presence of the Majority Bondholders personally or by proxy shall be necessary to constitute a quorum to do business at any meeting of the Bondholders. The Trustee shall determine and record the presence of the Majority Bondholders, personally or by proxy. The Trustee shall rely on the records provided by the Registrar and Paying Agent and shall be held free and harmless for such reliance.

Procedure for Meetings

The Trustee shall preside at all the meetings of the Bondholders unless the meeting shall have been called by the Issuer or by the Bondholders, in which case the Issuer or the Bondholders calling the meeting, as the case may be, shall move for the election of the chairman and secretary of the meeting from among the Bondholders then present or represented during the meeting.

Any meeting of the Bondholders duly called pursuant to the provisions of this Section may be adjourned from time to time for a period or periods not to exceed in the aggregate one (1) year from the date for which the meeting shall originally have been called, and the meeting so adjourned may be held on another date without further notice. Any such adjournment may be ordered by Persons representing a majority of the aggregate principal amount of the Third Tranche Bonds represented at the meeting and entitled to vote, whether or not a quorum shall be present at the meeting.

In the event consent/s are requested from the Bondholders, the Bondholders' records with the Registrar as of the immediately preceding month-end prior to the date of the request shall be used by the Trustee until the results of the exercise is completed. Transfers or changes to ownership during any exercise shall be disregarded

by the Trustee. Notwithstanding the foregoing, if the Registrar determines the record date of Bondholders according to its Agreement then such listing shall prevail and the Trustee shall rely on such records

Voting Rights

To be entitled to vote at any meeting of the Bondholders, a person shall be a registered holder of the Third Tranche Bonds or a person appointed by an instrument in writing as proxy by any such holder as of the date of such meeting. Bondholders shall be entitled to one vote for every Ten Thousand Pesos (₱10,000.00) interest. The only persons who shall be entitled to be present or to speak at any meeting of the Bondholders shall be the Persons entitled to vote at such meeting and any representative of the Issuer and its legal counsel.

Voting Requirement

All matters presented for resolution by the Bondholders in a meeting duly called for the purpose shall be decided or approved by the affirmative vote of the majority of the Bondholders present or represented in a meeting at which there is a quorum, except as otherwise provided in the Trust Agreement.

Any resolution of the Bondholders which has been duly approved with the required number of votes of the Bondholders as herein provided shall be binding upon all the Bondholders and the Trustee as if the votes were unanimous.

Role of the Trustee in Meetings of Bondholders

Notwithstanding any other provisions of the Trust Agreement, the Trustee may make such reasonable regulations as it may deem advisable for any meeting of the Bondholders, with regard to proof of ownership of the Third Tranche Bonds, the appointment of proxies by registered holders of the Third Tranche Bonds, the election of the chairman and the secretary, the appointment and duties of inspectors of votes, the submission and examination of proxies, certificates and other evidences of the right to vote, and such other matters concerning the conduct of the meeting as it shall deem fit. The minutes of each meeting and any resolution made thereat shall be taken by the Trustee.

Evidence Supporting Bondholders' Action

Wherever in the Trust Agreement it is provided that the holders of a specified percentage of the aggregate outstanding principal amount of the Third Tranche Bonds may take any action (including the making of any demand or request, the giving of any notice or consent, or the taking of any other action), the fact that at the time of taking any such action the holders of such specified percentage have joined therein may be evidenced by: (i) any instrument executed by the Bondholders in person or by the agent or proxy appointed in writing; (ii) the duly authenticated record of voting in favor thereof at the meeting of the Bondholders duly called and held in accordance herewith; or (iii) a combination of such instruments and any such record of meeting of the Bondholders. The Trustee shall rely on the Registrar to authenticate all Bondholders' signatures at all times.

Duties and Responsibilities of the Trustee

The Trustee shall act as trustee for and in behalf of the Bondholders and as such shall, in accordance with the terms and conditions of the Trust Agreement, monitor the compliance or non-compliance by the Issuer with all its representations and warranties, and the Issuer's observance of all its covenants and performance of all its obligations, under and pursuant to the Trust Agreement. The Trustee shall observe due diligence in the performance of its duties and obligations under the Trust Agreement. For the avoidance of doubt, notwithstanding any actions that the Trustee may take, the Trustee shall remain to be the party responsible to the Bondholders, and to whom the Bondholders shall communicate with in respect to any matters to be taken up with the Issuer.

In the absence of bad faith on the part of the Trustee, the Trustee may conclusively rely upon, as to the truth of the statements and the correctness of the opinion expressed in, any certificate or opinion furnished to the Trustee conforming to the requirements of the Trust Agreement.

The Trustee shall report regularly to the Bondholders any non-compliance by the Issuer with the Trust Agreement and, to the best of Trustee's knowledge, any development with respect to the Issuer based on official disclosures to the PDEX, PSE, SEC, or other regulatory agencies and that adversely affects the interest of the Bondholders, including any default by the Issuer on any of its obligations of which the Trustee may have knowledge based on official disclosures to the PDEX, PSE, SEC, or other regulatory agencies; provided, that for purposes hereof, the Trustee shall, without need of any further act or notice to the Issuer, publish a notice once in a newspaper of general circulation, binding upon all the Bondholders wherever situated or located, that the Bondholders or their duly authorized representatives may obtain a report regarding the Third Tranche Bonds at the principal office of the Trustee upon presentation of sufficient and acceptable identification and Registrar's confirmation.

The Trustee shall have custody of and hold in its name, for and in behalf of the Bondholders, the Master Certificates of Indebtedness for the total issuance of the Third Tranche Bonds.

The Trustee shall promptly and faithfully carry out the instructions or decisions of the Bondholders issued or reached in accordance with Section 11 of the Trust Agreement.

The Trustee may, from time to time, request the Issuer to submit such certification of its officers, reports of its external auditors, and other documents relating to the Issuer's ability to comply with its obligations under the Third Tranche Bonds and the Trust Agreement, as well as to examine such records of the Issuer as may be related to the Issuer's obligations under the Third Tranche Bonds and the Trust Agreement.

The request shall be reasonable, made not less than seventy-two (72) hours prior to the intended date of examination and shall be in writing to the Issuer which shall include, in reasonable detail, the purpose for such request and the intended use of the requested documents or information. The Issuer may require the Trustee, its directors, officers, employees, representatives, agents, partners, consultants and advisors to hold in confidence such documents and information furnished to the Trustee pursuant to said request or to limit the use thereof for the purpose intended as stated in the request, provided such limitation shall not apply if in conflict with the duties and responsibilities of the Trustee under any provision of the Trust Agreement.

The Trustee shall, prior to the occurrence of an Event of Default or after curing or waiver of any Event of Default which may have occurred, perform only such duties as are specifically set forth in the Trust Agreement. In case of an Event of Default, the Trustee shall exercise such rights and powers vested in it by the Trust Agreement, and use the same degree of care and skill in its exercise, as a prudent man would exercise or use under the circumstances in the conduct of his own affairs under similar circumstances. The Trustee may appoint agents to perform or institute the necessary actions in the exercise of such rights and powers.

The Trustee shall inform the Bondholders of any event, breach of representations and warranties, and Event of Default within a reasonable period from the time that the Trustee learns or is informed of such event.

As to the Bondholders, the Trustee may presume that no Event of Default has occurred and the Issuer has complied with all its representations, warranties and covenants until it has received notice or has actual knowledge thereof.

Upon written request by the Issuer no later than 11:30 a.m. on a Banking Day, the Trustee shall send notice of any matter to the Bondholders, other than those matters notice of which is specifically required to be given to the Bondholders by another party under the Trust Agreement. If required, a copy of such notice shall be sent to the Registrar.

The Trustee shall perform such other powers and functions as provided for elsewhere under the Trust Agreement.

Amendment or Supplemental Agreements

With the written consent of the Majority Bondholders, the Issuer, when authorized by a resolution of its Board, and the Trustee may, from time to time and at any time, enter into an agreement or agreements supplemental

hereto for the purpose of adding any provision to or changing in any manner or eliminating any of the provisions of the Trust Agreement; provided, however, that no such supplemental agreement shall:

1. Without the consent of each Bondholder affected thereby:
 - a. extend the fixed maturity of the relevant Series D and Series E Bonds, or
 - b. reduce the principal amount of the relevant Series D and Series E Bonds, or
 - c. reduce the rate or extend the time of payment of interest and principal thereon;
2. Affect the rights of some of the Bondholders without similarly affecting the rights of all the Bondholders; or
3. Reduce the percentage required to be obtained of the Bondholders to consent to or approve any supplemental agreement or any waiver provided for in the Trust Agreement without the consent of all the Bondholders.

The Issuer and the Trustee may amend or waive any provisions of the Transaction Documents and it shall not be necessary to send a prior notice to, or obtain the consent of, the Bondholders under this Section for the purpose of:

- i. approving the particular form of any proposed supplemental agreement but such consent shall be necessary for the purpose of approving the substance thereof; and
- ii. any such amendment or waiver that is of a formal, minor, or technical nature or to correct a manifest error or inconsistency, without prior notice to or the consent of the Bondholders provided in all cases that such amendment or waiver does not adversely affect the interests of the Bondholders and provided further that all Bondholders are notified of such amendment or waiver.

Any consent given shall be conclusive and binding upon all Bondholders and upon all future holders and owners thereof or of any Bonds issued in lieu thereof or in exchange therefor, irrespective of whether or not any notation of such consent is made upon the Third Tranche Bonds.

Promptly after the execution by the Issuer and the Trustee of any supplemental agreement, the Issuer shall send a notice to the Bondholders setting forth in general terms the substance of such supplemental agreement. Any failure of the Issuer to send such notice or any defect therein shall not, however, in any way impair or affect the validity of any supplemental agreement.

MISCELLANEOUS PROVISIONS

Waiver of Preference

In the event that a primary obligation for payment shall arise out of the Trust Agreement, such as to constitute the Trust Agreement as a contract for the payment of an indebtedness or a loan, then it is understood and expressly agreed by the parties hereto that the obligation created under the Trust Agreement shall not enjoy any priority, preference or special privileges whatsoever over any indebtedness or obligations of the Issuer. Accordingly, whatever priorities or preferences that the Trust Agreement may have or any person deriving a right hereunder may have under Article 2244, paragraph 14 of the Civil Code of the Philippines are hereby absolutely and unconditionally waived and renounced.

Notice

Any notice or demand authorized by the Trust Agreement to be given to the Issuer and the Trustee must be in writing and will be deemed to have been duly given only if (a) (i) delivered personally, or (ii) mailed through a reputable overnight courier service (postage prepaid) to the parties at the following addresses and addressed to the individuals names below; provided, that in either case, such notice, request or other communication be also sent via email; or (b) emailed to the parties at the following email addresses and addressed to the individuals named below:

If to the Issuer:

Aboitiz Power Corporation
Attention: Maria Veronica C. So
Subject: AboitizPower Bonds Due 2027 and 2029
Address: 32nd Street, Bonifacio Global City,
1634 Taguig City, Metro Manila
Telephone No. +639178180008
E-mail: veronica.so@aboitiz.com
With copy to: aev.tsg@aboitiz.com

If to the Trustee:

BDO Unibank, Inc. Trust and Investments Group
Attention: Rosie R. Palaran / Rachele Ann C. Mendiola
Subject: AboitizPower Bonds Due [2027 and 2029]
Address: 14th Floor, BDO Towers Valero, 8741 Paseo De Roxas Makati City
Facsimile: 8878-4001 / 8878-4237
E-mail: palaran.rosie@bdo.com.ph / rcm@bdo.com.ph

All notices to the Issuer and the Trustee shall be deemed served or given when sent via email; provided, that no bounce mail, error or send failure notification is received by the sender.

The Trustee shall send all notices to Bondholders to their mailing address as set forth in the Register of Bondholders. Except where a specific mode of notification is provided for herein, notices to Bondholders shall be sufficient when made in writing and transmitted in any one of the following modes: (i) registered mail; (ii) reputable surface mailing service; (iii) reputable overnight courier service (postage prepaid); (iv) electronic mail; (v) by one-time publication in a newspaper of general circulation in the Philippines; (vi) personal delivery to the address of record in the Register of Bondholders; or (vii) disclosure through the online disclosure system of the PDEX. The Trustee shall rely on the Register of Bondholders provided by the Registrar and Paying Agent in determining the Bondholders entitled to notice.

All notices to Bondholders shall be deemed to have been received (i) ten (10) days from posting if transmitted by registered mail; (ii) fifteen (15) days from mailing if transmitted by a reputable surface mailing service; (iii) upon the next Banking Day, if sent by reputable overnight courier service; (iv) on the date of transmission, if transmitted by electronic mail; provided, that no bounce mail, error or send failure notification is received by the sender; (v) on date of publication; (vi) on date of delivery, for personal delivery; or (vii) on the date of posting through the online disclosure system of PDEX, as applicable.

Binding and Conclusive Nature

Except as provided under the Trust Agreement, all notifications, opinion, determinations, certificates, calculations, quotations and decisions given, expressed, made or obtained by the Trustee for the purposes of the provisions of the Trust Agreement, shall (in the absence of willful default, bad faith or manifest error) be binding on the Issuer, and all Bondholders and (in the absence of willful default, bad faith or manifest error) no

liability to the Issuer, the Registrar and Paying Agent or the Bondholders shall attach to the Trustee in connection with the exercise or non-exercise by it of its powers, duties and discretions under the Trust Agreement, resulting from the Trustee's reliance on the foregoing.

SUCCESSORS AND ASSIGNS

This Agreement shall be binding upon and shall be enforceable against the Issuer, the Trustee and the Bondholders and their respective successors and assigns; provided, however, that the Issuer shall not have the right to transfer or assign any and all of its rights or obligations herein without the prior written consent of the Bondholders representing at least two-thirds (2/3) of the aggregate outstanding principal amount of the Third Tranche Bonds.

VALIDITY OF PROVISIONS

If any provision, term or condition hereof or the application thereof to any Person or circumstance is declared invalid, the other provisions, terms or conditions hereof or the application hereof to any Person or circumstance shall not be affected and shall continue to be in full force and effect.

Venue

Any legal action or proceeding arising out of, or in connection with, the Trust Agreement and the Third Tranche Bonds and any and all related documents and papers, shall be brought in the proper courts of Makati City or Taguig City, Metro Manila, Philippines, at the option of the complaining party, to the exclusion of any other court.

Dispute Settlement

In case any dispute shall arise between the Issuer, the Trustee or any of the Bondholders in respect of the Trust Agreement, or other related agreements or arrangements, the Issuer, the Trustee or any of the Bondholders shall attempt to resolve the same amicably by agreement which shall be in writing. However, if no such agreement is concluded within thirty (30) Banking Days from the time the dispute arose, or such period as may be reasonable under the circumstances, the parties may have recourse to the usual judicial action that may be obtained under the circumstances.

No Right to Set-Off

The Trustee shall have no right to apply funds or money of the Issuer on deposit with or in the custody of the Trustee or any of its branches, subsidiaries, or affiliates on reduction of amounts past due under the Trust Agreement.

Non-Reliance

Each Bondholder represents and warrants to the Trustee that it has independently and, without reliance on the Trustee, made its own credit investigation and appraisal of the financial condition and affairs of the Issuer on the basis of such documents and information as it has deemed appropriate and that it has subscribed to the Issue on the basis of such independent appraisal, and each Bondholder represents and warrants that it shall continue to make its own credit appraisal without reliance on the Trustee. The Bondholders agree to indemnify and hold the Trustee harmless from and against any and all liabilities, damages, penalties, judgments, suits, expenses and other costs of any kind or nature against the Trustee in respect of its obligations hereunder, except for its gross negligence or willful misconduct.

Non-coverage of PDIC

The Bondholders understand and acknowledge that investments in the Third Tranche Bonds are not covered by the Philippine Deposit Insurance Corporation ("PDIC") and that any loss or depreciation in the value of the assets

of the Bondholders, resulting from the investments or reinvestment in the Third Tranche Bonds and the regular conduct of the Trustee's trust business shall be for the account of the Bondholder.

Governing Law

The Third Tranche Bonds issued hereunder shall be governed by, and construed and interpreted in accordance with, the laws of the Republic of the Philippines.

THE COMPANY

The Aboitiz Group's power generation, distribution and retail electricity supply business is operated through AboitizPower and its Subsidiaries (collectively, the "AboitizPower Group" or the "Group"). AboitizPower's Generation Group is engaged in the generation and supply of power to various customers under power supply contracts, ancillary service procurement agreements (each, an "ASPA") and for trading in the WESM. The Distribution Utilities are engaged in the distribution and sale of electricity to end-users through its various distribution utilities, while the RES and Others segment includes retail electricity sales to various off-takers that are considered eligible contestable customers ("Contestable Customers") and provision of electricity related services, such as installation of electrical equipment.

Based on ERC Resolution No. 05-2021 dated 11 March 2021, the power generation business of AboitizPower is among the leaders in the Philippines in terms of attributable installed capacity. Moreover, AboitizPower has the second largest distribution utility in terms of captive customer connections and energy sales (based on the DOE's Distribution Development Plan 2019-2028). AboitizPower's Subsidiaries engaged in the supply of retail electricity account for the second largest in terms of contestable customers and contracted demand (based on the ERC Competitive Retail Electricity Market Monthly Statistical Data as of September 2021). AboitizPower is a pioneer in the building and operation of run-of-river mini hydropower plants in the country. Today, through its renewable energy Subsidiaries, AboitizPower has the largest installed capacity of renewable energy under its market control⁹. AboitizPower is listed on the PSE and as of 30 September 2021, AboitizPower had a market capitalization of ₱228.12 bn, with a common share price of ₱31.00 per share.

⁹ Based on ERC Resolution No. 5-2021, dated 11 March 2021

BRIEF HISTORY OF ABOITIZPOWER AND ITS SIGNIFICANT SUBSIDIARIES

Aboitiz Power Corporation
Conglomerate Map of 30 June 2021



** Joint Operations
*** Engages in retail electricity supply business

BUSINESS DEVELOPMENT

AboitizPower is a publicly-listed holding company incorporated on, and has been in business since, 13 February 1998. AboitizPower was incorporated as a holding company for the Aboitiz Group’s investments in power generation and distribution. Ownership in AboitizPower was opened to the public through an initial public offering of its common shares and its common shares were officially listed in the PSE on 16 July 2007. Through its Subsidiaries and Affiliates, AboitizPower is a well-positioned leader in the Philippine power industry being one of the leading companies in power generation, distribution, and retail electricity supply.

The Company’s controlling shareholder, AEV, is a diversified conglomerate that is listed in the PSE, and has interests in power, banking and financial services, food, infrastructure, and land. This relationship with AEV allows the Company to draw on AEV’s strong foundation for sustained growth by being the Philippines’ second oldest family-led business group, with an experienced management team, right partners and robust talent management, strong financial position, proactive risk and insurance management, and Global Reporting Initiative-certified sustainability reporting system to support the Company’s robust growth initiatives. As of 30 September 2021, AEV owns 76.88% of the outstanding capital stock of AboitizPower.

The Aboitiz Group’s involvement in the power industry began when members of the Aboitiz family acquired 20% ownership interest in Visayan Electric in the early 1900s. The Aboitiz Group’s direct and active involvement in the power distribution industry can be traced to the 1930s when ACO acquired Ormoc Electric Light Company and its accompanying ice plant, Jolo Power Company, and Cotabato Light. In July 1946, the Aboitiz Group strengthened its position in power distribution in the Southern Philippines when it acquired Davao Light, now one of the largest privately-owned electric utilities in the Philippines in terms of customers and annual GWh sales.

In December 1978, ACO divested its ownership interests in Ormoc Electric Light Company and Jolo Power Company to focus on the more lucrative franchises held by Cotabato Light, Davao Light, and Visayan Electric.

In response to the Philippines’ pressing need for adequate power supply, the Aboitiz Group became involved in power generation, becoming a pioneer and industry leader in hydroelectric energy. In 1978, the Aboitiz Group incorporated Hydro-Electric Development Corporation (“HEDC”). HEDC carried out feasibility studies (including hydrological and geological studies), hydroelectric power installation and maintenance, and also developed hydroelectric projects in and around Davao City. On 26 June 1990, the Aboitiz Group also incorporated Northern Mini-Hydro Corporation (now Cleanergy, Inc.), which focused on the development of mini-hydroelectric projects in Benguet province in northern Luzon. By 1990, HEDC and Cleanergy had commissioned and were operating 14 plants with a combined installed capacity of 36 MW. In 1996, the Aboitiz Group led the consortium that entered into a Build-Operate-Transfer (“BOT”) agreement with the NPC to develop and operate the 70-MW Bakun AC hydroelectric plant in Ilocos Sur.

The table below sets out milestones in AboitizPower’s development since 1998:

Year	Milestones
1998	Incorporated as a holding company for the Aboitiz Group’s investments in power generation and distribution.
2005	Consolidated its investments in mini-hydroelectric plants in a single company by transferring all of HEDC’s and Cleanergy’s mini- hydroelectric assets to Hedcor.
2007	Entered into a share swap agreement with AEV in exchange for AEV’s ownership interest in the following distribution utilities: <ul style="list-style-type: none"> (i) An effective 55% equity interest in Visayan Electric; (ii) 100% equity interest in each of Davao Light and Cotabato Light; (iii) An effective 64% ownership interest in SEZ; and (iv) An effective 44% ownership interest in SFELAPCO. As part of the reorganization of the power-related assets of the Aboitiz Group, the Company: <ul style="list-style-type: none"> (i) Acquired 100% interest in Mactan Enerzone and 60% interest in Balamban Enerzone from AboitizLand; and

Year	Milestones
	<p>(ii) Consolidated its ownership interests in Subic Enerzone by acquiring the combined 25% interest in Subic Enerzone held by AEV, SFELAPCO, Okeelanta Corporation, and Pampanga Sugar Development Corporation.</p> <p>These acquisitions were made through a Share Swap Agreement, which involved the issuance of the Company's 170,940,307 common shares issued at the initial public offering (IPO) price of ₱5.80 per share in exchange for the foregoing equity interests in Balamban Enerzone, Mactan Enerzone, and Subic Enerzone.</p> <p>Together with its partner, Statkraft Norfund Power Invest AS of Norway, through SNAP-Magat, acquired possession and control of the Magat Plant following its successful bid in an auction by PSALM.</p> <p>Formed Abovant with the Vivant Group as the investment vehicle for the construction and operation of a coal-fired power plant in Toledo City, Cebu (the "Cebu Coal Project"). Abovant entered into a MOA with Global Power of the Metrobank group for the acquisition of a 44% equity interest in Cebu Energy.</p> <p>TPI, its wholly-owned Subsidiary, entered into a MOA with TCIC for the Subic Coal Project, an independent coal-fired power plant in the Subic Bay Freeport Zone. RP Energy was incorporated as the project company.</p> <p>Acquired 50% of EAUC from El Paso Philippines Energy Company, Inc. and 60% of CPPC.</p> <p>Purchased 34% equity ownership in STEAG Power from Evonik Steag GmbH in August 2007.</p> <p>Purchased Team Philippines Industrial Power II Corporation Industrial Power II Corp.'s 20% equity in SEZ, bringing AboitizPower's total equity in Subic Enerzone to 100%.</p>
2008	<p>SNAP-Benguet submitted the highest bid for the Ambuklao-Binga Hydroelectric Power Plant Complex.</p> <p>Acquired Tsuneishi Holdings (Cebu), Inc.'s 40% equity ownership in Balamban Enerzone, bringing AboitizPower's total equity in Balamban Enerzone to 100%.</p>
2009	<p>APRI acquired and took over the ownership and operations of the 234 MW Tiwi geothermal power facility in Albay and the 449.8 MW Makiling-Banahaw geothermal power facility in Laguna (collectively referred to as the "Tiwi-MakBan Geothermal Facilities").</p> <p>TLI became the IPPA for the 700-MW contracted capacity of the Pagbilao Plant, becoming the first IPPA of the country.</p>
2010	<p>TMI acquired ownership over Mobile 1 (Power Barge 118) and Mobile 2 (Power Barge 117) from PSALM.</p>
2011	<p>MGen, TCIC, and TPI entered into a Shareholders' Agreement to formalize their participation in RP Energy. MGen took the controlling interest in RP Energy, while TCIC and TPI maintained the remaining stake equally.</p> <p>TMO acquired four barge-mounted floating power plants from Duracom Mobile Power Corporation and EAUC, including their respective operating facilities. In the same year, the barges underwent rehabilitation and started commercial operations in 2013.</p>
2013	<p>AESI won 40 strips of energy corresponding to 40 MW capacity of ULGPP. The contract between AESI and PSALM with respect to the ULGPP capacity was terminated on 26 October 2019.</p>
2014	<p>TPI entered into a joint venture agreement with TPEC Holdings Corporation to form PEC to develop, construct, and operate the 400 MW coal-fired Pag 3.</p> <p>TPVI was declared the highest bidder for the privatization of the NPPC. SPC, the other bidder, exercised its right-to-top under the Naga Power Plant Land-Based Gas Turbine Land Lease Agreement, and PSALM declared SPC as the winning bidder. After protracted legal proceedings, TPVI accepted the turn-over for the NPPC plant on 16 July 2018.</p> <p>Acquired 100% of LEZ, from Lima Land, a wholly-owned Subsidiary of AboitizLand.</p> <p>TPI entered into a Shareholders' Agreement with Vivant Group, for the latter's acquisition of 20% issued and outstanding shares in TVI.</p>
2015	<p>Aboitiz Renewables formed a joint venture company, San Carlos Sun Power, Inc. (SacaSun), with SunEdison Philippines to explore solar energy projects.</p>

Year	Milestones
	TSI commences full commercial operations of its Unit 1.
2016	TSI commences full commercial operations of its Unit 2.
	TPI acquired 66% ultimate beneficial ownership interest in GMEC (formerly GNPowder Mariveles Coal Plant Ltd. Co. or GMCP) and 50% ultimate beneficial ownership interest in GNPD.
	Through TPI, acquired the remaining 50% interest in EAUC from El Paso Philippines.
2017	AboitizPower International completes its acquisition of SunEdison Philippines, and consolidates ownership of Sacasun.
2018	Aseagas permanently ceased operations of its 8.8-MW biomass plant in Lian, Batangas
	Pag 3 began commercial operations.
	TPVI accepted the turnover of the Naga Power Plant Complex from PSALM.
	TVI commenced commercial operations of Unit 1.
2019	TMO signed a PSA with Meralco, after the facility went into preservation mode on 05 February 2019.
	TMO re-registered with IEMOP on 22 April 2019 and commenced delivery of power to Meralco on 26 April 2019.
	AboitizPower acquired 49% voting stake and a 60% economic stake in AA Thermal.
2020	TPVI started commercial operations.

AboitizPower plans to expand the rooftop solar business through APX and expand the renewable energy portfolio under its Cleanergy brand. AboitizPower's Cleanergy portfolio includes its geothermal, run-of-river hydro, and large hydropower facilities. AboitizPower first ventured into the solar market in 2016 with Sacasun. The Company is pushing for a balanced mix strategy – maximizing Cleanergy while taking advantage of the reliability and cost efficiency of thermal power plants.

Neither AboitizPower nor any of its Subsidiaries has been the subject of any material reclassification, merger, consolidation, or purchase or sale of a significant amount of assets not in the ordinary course of business.

Developments in the Past Three (3) Years

Naga Power Plant Complex

On 16 July 2018, the Naga Power Plant Complex (“NPPC”) was physically turned over and accepted by Therma Power-Visayas, Inc. (“TPVI”) from PSALM. TPVI embarked on the rehabilitation of the 44-MW diesel plant right after, which DOE has endorsed as a committed power project. The plant started commercial operations on 07 August 2020 and was first dispatched based on an offer into the WESM on 26 August 2020.

Issuance of Fixed-Rate Corporate Retail Bonds

On 14 December 2020, the Board of Directors approved the issuance of fixed-rate corporate retail bonds in the aggregate amount of up to ₱30 bn for which a registration statement was filed by the Company on 18 December 2020 and was rendered effective by the Securities and Exchange Commission (“SEC”) through an Order of Registration and Certificate of Permit to Offer Securities for Sale, SEC MSRD Order No. 3, Series of 2021, dated 1 March 2021 (the “2021 Bonds”). The first tranche of the 2021 Bonds in the aggregate principal amount ₱8,000,000,000.00 maturing on 16 March 2026, rated “PRS Aaa” with Stable Outlook, was issued on 16 March 2021 with a fixed interest rate of 3.8224% per annum. The second tranche of the 2021 Bonds in the aggregate principal amount of ₱12,000,000,000.00 (consisting of series B bonds maturing on 02 December 2025 with a fixed interest rate of 3.9992% per annum and series C bonds maturing on 02 December 2028 with a fixed interest rate of 5.0283%), likewise rated “PRS Aaa” with Stable Outlook, was issued on 02 December 2021. These bonds are listed and traded with PDEX.

Ownership Interests in GMEC and GNPD

On 26 September 2018, the Company entered into a share purchase agreement with Arlington Mariveles Netherlands Holding BV, an affiliate of AC Energy, and a shareholders’ agreement with AC Energy, a wholly-owned

subsidiary of Ayala Corporation, for the proposed acquisition of a 49% voting stake and 60% economic stake in AA Thermal, AC Energy's thermal platform in the Philippines.

Through the acquisition of AA Thermal, which holds interests in GMEC (formerly GMCP), the owner and operator of an operating 2x316 MW coal plant in Mariveles, Bataan and in GNPD, the developer and owner of a 2x668 MW supercritical coal plant project in Dinginin, Bataan, which is currently under construction, AboitizPower's economic interests in GMEC and GNPD have been increased to 78.3% and 70%, respectively.

On 02 May 2019, with the satisfaction of all conditions precedent (including the PCC approval) under the share purchase agreement with Arlington Mariveles Netherlands Holding BV, the Company completed its acquisition of interests in AA Thermal.

SNAP-Magat Floating Solar Project

In June 2019, SNAP-Magat switched on its first 200kW floating solar project over the Magat reservoir in Isabela. This was the first non-hydro renewable energy project of the SN Aboitiz Power Group, which was looking at other renewables and complementary technologies to expand its portfolio. The SNAP-Magat floating solar project has proven its viability, both technical and commercial. On 21 October 2020, the Board of SNAP-Magat approved for the project to proceed to engineering design for 67 MW. SNAP is working on the renewable energy service contract (RESC) application with the Department of Energy (DOE). The project is currently in the feasibility phase and initial efforts are focused on securing service contracts and agreements on the warter lease fee. System and technical studies, endorsements, and environmental and social assessments shall commence once endorsement from the DOE is secured.

TMI and SNAP-Magat BESS Projects

In November 2020, AboitizPower announced its two battery projects. The TMI Hybrid BESS project ("TMI BESS") is located in Maco, Compostela Valley. It has a storage capacity of 49 MWh and is intended to be used for ancillary services. Development activities are ongoing to integrate the battery energy storage system with Therma Marine's Maco oil barge. The TMI BESS project is targeted to commence commercial operations in 2022. The SNAP-Magat BESS project ("SNAP BESS") is located in Ramon, Isabela. It has a storage capacity of 20 MWh and will be used to provide ancillary services. The project is currently in the pre-construction phase. Early works have been completed and permits for construction have been secured. The team is going through the final states of the investment approval process and the next step is the engagement of an engineering, procurement, and construction (EPC) contractor for the construction of the project. The SNAP BESS project is targeted to commence commercial operations in 2024. The addition of BESS complements the rise of variable renewable energy in the country, increasing frequency variability to the grid which requires a more balanced power supply in the system.

Cayanga Solar Power Project

AboitizPower is proceeding with the construction of the 74MW Cayanga solar project located in Cayanga, Bugallon, Pangasinan through its PV Sinag Power, Inc. entity. NTP for Access Roads was issued on 15 September 2021 while NTP to the EPC contractor for the power plant and transmission will be issued in November 2021. The project is expected to be completed by December 2022. Majority of the solar plant's capacity will be contracted for retail electricity supply.

COMPETITIVE STRENGTHS

The Company believes that its principal strengths are the following:

Strong track record in both power generation and distribution.

Power generation. AboitizPower's generation group has developed some of the largest private power producers in the Philippines, having a well-balanced portfolio of renewable (hydro, geothermal and solar) and non-renewable (coal and oil) energy sources across 48 generation facilities since 1978. AboitizPower's hydro group, Hedcor, has played an integral role in the power generation business by emerging as a pioneer in the development of small-to

medium-sized hydroelectric plants in the Philippines. The Company currently has the largest installed capacity of renewable energy in the country. The Company ensures that its operations at existing power plants remain at par with globally recognized standards and best practices. AboitizPower's Business Units continue to earn multiple certifications for quality, safety, environmental, asset management, business continuity, and information security management from the ISO. Furthermore, the RES group of AboitizPower has been a leading player in the country's retail market since its inception in 2013.

Power distribution. The Aboitiz Group entered the power distribution business in 1918 when the Aboitiz family bought a 20% equity stake in Visayan Electric, which at that time was an integrated power business (i.e., had both generation and distribution assets). AboitizPower's power distribution business is currently composed of nine distribution utilities, two of which serve the second- and third-largest markets in the Philippines: Cebu City and Davao City, and their surrounding areas. These two are Visayan Electric and Davao Light, which are among the first few in the country to be certified with an ISO 14000:2015 and ISO 45000:2018 for Occupational Health and Safety, and Environmental Management. AboitizPower continues to invest to improve reliability and increase efficiency by instituting standardised operating systems and processes. AboitizPower's ownership interests in the Distribution Companies are expected to continue providing stable sources of revenue. The Company believes it is well-positioned to benefit from the stable electricity demand growth rate in the country, as economic activity in two of the largest electricity markets, Cebu City and Davao City, increases.

Ability to take advantage of expected strong power market fundamentals.

According to the NGCP, for the period from 2020 to 2040, growth in demand for electricity in the Luzon, Visayas, and Mindanao grids is expected to increase at an average annual growth rate of 5.97%, 7.18% and 7.42% respectively. Despite the effects of the pandemic on the country's recent economic growth, AP's critical role remains. As an established and reputable operator of IPPs, the Company believes that its portfolio of generation facilities located in strategic points across the three grids will allow it to support and benefit from the country's economic recovery and continued economic development. The Company is well-positioned to provide a number of energy-related services, such as baseload, peaking, and reserve power requirements.

Power generation contracts that provide steady and predictable cash flow.

As of the first half of 2021, over 80% of the Company's power generation net sellable capacity was covered by bilateral contracts. These bilateral contracts provide steady cash flows from a variety of offtakers, including distribution utilities and contestable customers under the Retail Competition and Open Access ("RCOA") regime. In particular, the Generation Companies have existing bilateral contracts that require offtakers to either pay for available capacity (in the case of the majority of the Company's baseload and oil plants), or pay for all the electricity generated by the relevant plant (in the case of the bulk of the Company's run-of-river hydropower plants). A number of plants also have contracts that do not assume fuel risk because of direct pass-through mechanisms in their respective PPAs or fuel is supplied by their offtakers. For contracts with no direct pass-through mechanisms, the fuel risk is hedged.

Benefits from renewable energy sources.

Operating leverage. Since the Company's run-of-river hydroelectric power generation facilities rely on natural water flow to generate electricity, they are not exposed to market fluctuations in the price of hydrocarbon fuels. Further, hydroelectric plants, such as the 388 MW Magat plant and 245 MW Ambuklao-Binga Hydroelectric Power Plant Complex, have relatively quick ramp-up and ramp-down capabilities. The Company's Magat and Ambuklao-Binga plants can provide multiple ancillary services to the Luzon Grid, such as frequency regulation, acting as a spinning reserve and providing back-up power.

Other benefits from renewable energy. Sales from generating facilities using renewable energy sources, such as the Company's hydroelectric, geothermal and solar-powered facilities, are "zero-rated" for purposes of VAT. This means that such Generation Companies are not required to include the VAT as part of the rates they charge off-takers. While the RE Generation Companies are allowed to claim as tax credit the amount of VAT charged or passed on to their suppliers, the process has allowed the Company to claim, albeit with a lot of effort and is continuously being challenged by the BIR.

Further, because the Company has a number of run-of-river hydroelectric facilities located in different regions of the Philippines, the Company believes it has a natural hedge against the risk of hydrological conditions in one area of the Philippines affecting all of the Company run-of-river facilities.

RA No. 9513, or the Renewable Energy Act, is intended to give additional incentives to the RE Generation Companies, which will in turn translate to lower operating costs. The law provides fiscal and non-fiscal incentives, including income tax holiday (“ITH”) for a period of seven (7) years, ten percent (10%) corporate income tax after the lapse of the ITH, duty-free importation, and special rates on real property taxes among others. See the section entitled “*Renewable Energy Act of 2008*” on page 263 of the Prospectus.

The above-mentioned tax holidays are affected by the CREATE Bill. See the section entitled “*Effects of Existing or Probable Government Regulations on the Business*” on page [●] of the Prospectus.

Dependable and growing sources of income from its power distribution businesses.

The Company’s ownership interests in the Distribution Companies are expected to continue providing stable sources of revenues. With Visayan Electric and Davao Light, the second and third largest privately-owned distribution utilities in the Philippines in terms of both customers and annual GWh sales, forming part of the Company’s distribution utilities portfolio, the Company is well-positioned to benefit from a stable electricity demand growth rate in the country, as economic activity in two of the largest electricity markets increases.

Strong financial position and the ability to obtain limited recourse and corporate level financing.

The Company believes that its strong financial position enables it to implement its strategy of expanding its generation portfolio through selective acquisitions and Greenfield projects, while at the same time improving the operation performance and efficiency of the Distribution Companies. The Company’s strong balance sheet supports its growth plans. The Company has also consistently been able to secure bank financing from leading Philippine and multinational banks.

Established relationships with strategic partners.

The Company has established a strategic partnership to own and operate the Magat, Maris, and Ambuklao-Binga hydroelectric plants with SCATEC. Aside from this, AboitizPower has also established partnerships with the likes of STEAG GmbH, AC Energy, Global Power, Meralco, and TeaM Energy, which are reputable names in their respective industries. The Company remains open to strategic partnerships in the pursuit of exploratory projects.

The Company believes that it can build on its relationships with these partners to enhance its ability to compete for, develop, finance and operate future power generation projects.

Strong and experienced management team.

The Company is led by a seasoned management team with a track record of hands-on management in the complex power generation and distribution business. The management team is not only tenured but has in depth technical and financial expertise to meet the challenges of this fast-growing business. In line with this, further domain expertise has been integrated in plant operations, trading, energy economics, assets and contracts management, business development, environmental and construction management, among others. As a result, AboitizPower posts sustained positive growth and an equally strong financial performance.

As a leader of this industry, the Company’s management team is in constant collaboration and communication with regulatory bodies such as the DOE and ERC. Hand in hand with various energy stakeholders on a national and local level, the management team works to promote good business practices and the interests of the public. With over 100 years in business, the Aboitiz Group knows that the strength of the business not only rests in operational expertise but in its reputation as it meets its obligations to its various stakeholders.

AboitizPower is committed to becoming a critical enabler in the country’s development.

BUSINESS STRATEGY

The Company's business strategy is to increase shareholder value by undertaking the following steps:

1. Expand the Company's generation portfolio

Despite the anticipated economic impact to GDP of the COVID-19 pandemic in the Philippines, the economy is expected to recover and continue its positive growth momentum in the coming years, according to the International Monetary Fund. To sustain this growth, the Philippines will require a sufficient amount of competitively priced power to meet the country's increasing energy needs. AboitizPower is strategically constructed to meet this increasing demand. The Company seeks to provide the country with reliable power at a reasonable cost and in a responsible manner. Furthermore, AboitizPower has a strong pipeline which features a generation portfolio of multi-fuel technologies. The Company has been increasing its generation portfolio since 2007 and expects to continue optimising the Company's current business to drive cost-efficient growth. It remains committed to growing its attributable capacity, which the Company expects to come from a portfolio of renewables and selective baseload builds, including gas. In terms of renewable energy, the Company aims to maximize opportunities coming from the implementation of the RPS by DOE. It will significantly grow Cleanergy (renewable capacity) by 3,700 MW, and bring its renewables portfolio to 4,600 MW by 2030. The Company is currently planning to double its net attributable capacity by the end of the decade, with a target of 9,200 MW by 2030. It will achieve a 50:50 balance between its renewable ("Cleanergy") and thermal capacities without new coal builds.

Supporting its developmental efforts, acquisitions like GNPD are expected to play a critical role in the Company's pursuit of growth. Baseload power has a critical role in the country's energy mix, so the Company is on the constant lookout for the most competitively priced baseload fuel at every stage, employing best in class technologies to manage environmental impact.

2. Contract the bulk of the Company's attributable net sellable capacity and leverage the generating portfolio mix

In view of changing market dynamics, the goal of the Company is to contract the bulk of its attributable net sellable capacity into an optimal mix of bilateral contracts, ancillary services, and spot market sales, based on a portfolio optimization strategy. The bilateral contract mix of capacity and energy-based contracts comprise more than 80% of the Company's net sellable capacity, and provides steady and predictable cash flows. At the same time, this allows the Company to capitalize on opportunities in the ancillary and spot markets.

3. Expand the scope of the Company's distribution business and continue to improve the operational efficiency of its existing distribution assets

To protect AboitizPower's core business and ensure stable growth, the Company's major plans include expanding the Power Distribution business and improving the performance of Distribution Utilities by aligning its operations to world-class standards. AboitizPower intends to explore opportunities to expand its portfolio of distribution companies by either acquiring additional distribution utilities or electric cooperatives, or by entering into agreements to manage distribution utilities or systems. AboitizPower also expects to focus on improving the Distribution Utilities' level of service and lowering their operating costs by maximising synergies with the Generation Companies and across the Distribution Utilities and by investing in new systems that will allow the distribution utilities to be more efficiently managed. AboitizPower believes that a strong distribution business of sufficient scale will continue to provide a springboard for AboitizPower's strategies in electricity generation and electricity-related services.

4. Maintain a high level of social responsibility in the communities in which the Company operates

The Company aims to conduct its business operations consistent with the highest standards of social responsibility and sustainable development, particularly in terms of environmental responsibility. The Company has actively participated in the development of the communities where its projects are located, which contribute to social and political stability in the areas where the Company operates. The Company also contributes a portion of its revenues to LGUs to fund community development activities in the areas of education, health care, rural electrification and environmental protection. By continuing to strengthen its relationships with the local communities where it does

business and build support and goodwill among the residents, non-governmental organizations, LGUs and other stakeholders, the Company believes that it increases the likelihood that it will benefit from political and social stability in the areas where it operates, and get the continued support and patronage of its key stakeholders.

PRINCIPAL PRODUCTS

Generation of Electricity

The Company has accumulated interests in a portfolio of power generating plants, using renewable and non-renewable sources.

The table below summarizes the Company's power generation companies and key information as of 30 September 2021:

Plant Name	Installed Capacity ¹⁰	Net Sellable Capacity (MW)	Attributable Net Sellable Capacity (MW)	Management Company	Off-takers
Ambuklao	105	105	52.5	SNAP-Benguet	WESM
Bakun AC	74.8	74.8	74.8	Luzon Hydro Corporation	NPC (2026)
Benguet 1-11	53.92**	52.7	52.7	Hedcor, Inc	FIT / Bilaterals
Binga	140	140	70	SNAP-Benguet	WESM / ASPA
Davao 1-5	4.5	4.5	4.5	Hedcor, Inc.	Bilaterals
Magat	380	388	194	SNAP-Magat	WESM / Coops / ASPA
Manolo Fortich	73.3	68.8	68.8	Hedcor Bukidnon	FIT
Sibulan (A, B and Tudaya A)	52.15	49.1	49.1	Hedcor Sibulan	Distribution Utility
Sabangan	14.1	14	14	Hedcor Sabangan	FIT
Maris Main Canal 1	8.5	8.5	4.3	SNAP-Magat	FIT
Tudaya (B)	8.1	7	7	Hedcor Tudaya	FIT
Tiwi - Makban	627.8	290	290	APRI	Bilaterals/WESM
Sacasun (San Carlos)	46.8	46.8	46.8	San Carlos Sun Power, Inc.	WESM
STEAG Power Plant (Mindanao)	210	210	71.4	STEAG Power	NPC (2031)
Mariveles Project	632	632	495	GMEC	Bilaterals/WESM
TSI Plant (Davao)	301.4	260	260	TSI	Bilaterals
Pagbilao	700	700	700	TLI	Bilaterals / WESM
Pag3	420	388.4	194.2	PEC	TLI
Cebu Energy (Toledo)	246	216	57	CEDC	Bilaterals/WESM
TVI Plant (Cebu Coal)	353.9	300	240	TVI	Bilaterals/WESM
CPPC Plant (Cebu Oil)	64	64	38.4	CPPC	Distribution Utility (Visayan Electric)
Bunker Cotabato	4	4.5	4.5	Cotabato Light	Distribution Utility (Cotabato Light)

¹⁰ Based on ERC Resolution No. 05, Series of 2021, A Resolution Setting the Installed Generating Capacity and Market Share Limitation Per Grid and the National Grid for 2021.

Plant Name	Installed Capacity ¹⁰	Net Sellable Capacity (MW)	Attributable Net Sellable Capacity (MW)	Management Company	Off-takers
SPPC Plant (General Santos)	61.72**	55	11	SPPC	NPC (2016)
EAUC Plant (Mactan)	43.5	43.5	43.5	EAUC	Bilaterals
Power Barge Mobile 1	96	96	96	TMI	Bilaterals/ASPA
Power Barge Mobile 2	96	96	96	TMI	Bilaterals/ASPA
Power Barge Mobile 3-6	202.2	200	200	TMO	ASPA/WESM
Naga	40.61	39.3	39.3	TPVI	WESM
WMPC (Zamboanga)	107	100	20	WMPC	Bilaterals
Total	5,167.3*	4,653.8*	3,494.7*		

*Sum figures will differ due to rounding effect

**Based on Certificate of Compliance

AboitizPower's power generation portfolio includes interests in both renewable and non-renewable generation plants. AboitizPower conducts its power generation activities through the Subsidiaries and Affiliates listed in the table below.

The table below summarizes the Generation Companies' operating results as of 30 June 2021 and full year 2020 compared to the same period in 2019 and 2018:

Generation Companies	Energy Sold				Revenue			
	6M 2021	FY 2020	FY 2019	FY 2018	6M 2021	FY 2020	FY 2019	FY 2018
	(in GWh)				(in million Pesos)			
APRI	1,355	3,055	2,968	2,857	5,441	11,253	12,545	12,518
Sacasun	31	44	49	41	158	250	269	197
Hedcor	38	161	226	172	219	697	881	694
LHC	50	266	262	291	133	761	787	970
Hedcor Sibulan	130	201	191	213	965	1,399	1,282	1,385
Hedcor Tudaya	21	33	29	32	120	261	172	191
Hedcor Sabangan	18	49	51	53	103	395	300	315
Hedcor Bukidnon	108	261	284	115	857	1,418	1,605	573
SNAP-Magat	969	1,891	2,054	2,379	3,145	5,352	6,608	7,182
SNAP-Benguet	980	1,936	1,975	2,085	3,022	5,668	6,065	6,070
TLI	3,706	6,686	6,812	6,808	14,526	20,505	25,410	26,603
TSI	940	1,531	1,393	1,959	4,818	8,276	9,099	11,141
TVI	1,212	2,232	1,710	269	5,095	8,490	6,254	702
Cebu Energy	1,008	2,025	1,900	1,978	3,935	7,719	8,578	9,728
STEAG Power	917	1,845	1,840	1,840	1,810	4,022	4,791	4,373
GMEC	889	5,003	3,909	5,498	7,791	17,821	19,373	23,492
WMPC	394	819	638	438	722	1,390	1,158	1,393
SPPC	0	0	0	161		0	0	161
CPPC	277	540	550	551	887	998	1,685	1,253
EAUC	182	226	383	368	577	571	1,013	819
TMI	609	743	1,200	1,432	592	990	1,865	2,016
TMO	667	381	938	814	615	672	1,970	1,694
TPVI*	18	3			232	30		
Davao Light** (decom-missioned)	0	0	0	0	Revenue Neutral	Revenue Neutral	Revenue Neutral	Revenue Neutral

Generation Companies	Energy Sold				Revenue			
	6M 2021	FY 2020	FY 2019	FY 2018	6M 2021	FY 2020	FY 2019	FY 2018
	(in GWh)				(in million Pesos)			
Cotabato Light**	0	0	0	0	Revenue Neutral	Revenue Neutral	Revenue Neutral	Revenue Neutral

*The TPVI plant started commercial operations on 7 August 2020 and was first dispatched based on an offer into the WESM on 26 August 2020.

**Plants are operated as stand-by plants and are revenue neutral, with costs for operating each plant recovered by Davao Light and Cotabato Light, as the case may be, as approved by ERC. The Davao Light plant has been decommissioned since November 2018.

Renewable Energy

Aboitiz Renewables, Inc. (“ARI”)

AboitizPower has been committed to developing expertise in renewable energy technologies since commencing its operations in 1998.

As of 30 September 2021, AboitizPower’s renewable energy portfolio comprised attributable net sellable capacity of approximately 939.62MW in operation, divided into 46.0 MW of solar, 591.62 MW of hydro, and 302 MW of geothermal.

AboitizPower’s investments and interests in various renewable energy projects, including geothermal, large hydro, run-of-river hydro, and solar projects, are held primarily through its wholly-owned Subsidiary, ARI and its Subsidiary power generation companies. AboitizPower, through and/or with ARI, owns equity interests in the following Generation Companies, among others:

Generation Company	Percentage of Ownership	Plant Name (Location)	Plant Name (Location)	Net Sellable Capacity (MW)	Attributable Net Sellable Capacity (MW)	Offtakers
APRI	100%	Tiwi – Makban (Luzon)	Geothermal	290	290	WESM/ Bilaterals
Hedcor	100%	Benguet (Luzon): La Trinidad, Bineng 3, Ampohaw, FLS, Labay, Lon-oy, Irisan 1 and 3, and Salangan	Run-of-river hydro	52.7	52.7	FIT/ Bilaterals
		Davao (Mindanao): Talomo 1, 2, 2A, 2B, and 3	Run-of-river hydro	4.5	4.5	Bilaterals
Hedcor Bukidnon	100%	Manolo Fortich 1 and 2 (Mindanao)	Run-of-river hydro	68.8	68.8	FIT
Hedcor Sabangan	100%	Sabangan (Luzon)	Run-of-river hydro	14	14	FIT
Hedcor Sibulan	100%	Sibulan (A, B and Tudaya A) (Mindanao)	Run-of-river hydro	49.1	49.1	Distribution utility
Hedcor Tudaya	100%	Tudaya B (Mindanao)	Run-of-river hydro	7	7	FIT
Luzon Hydro Corporation	100%	Bakun (Ilocos Sur, Luzon)	Run-of-river hydro	74.8	74.8	NPC (2026)
San Carlos Sun Power, Inc.	100%	SacaSun (Visayas)	Solar	46.8	46.8	Bilateral
SNAP-Benguet	60%**	Ambuklao (Benguet, Luzon)	Large hydro	105	52.5	WESM
		Binga (Luzon)	Large hydro	140	70	WESM/ASPA
SNAP-Magat	60%**	Magat (Luzon)	Large hydro	388	194	WESM/ Coops/ ASPA
		Maris Main Canal 1 (Luzon)	Run-of-river hydro	8.5	4.3	FIT
Total				1,249.2*	928.4*	

*Sum figures will differ due to rounding effect

**The 60% equity is owned by MORE.

Run-of-River Hydros

During 2020, the Hedcor Group across the country generated a total 956 GWh of Cleanergy, which is lower as compared to 2019's 964 GWh. Over 60% of the decrease was attributable to the insufficient water supply caused by an extended El Niño season. Approximately 40% of the decline was due to planned and unplanned outages. Hedcor also recorded a Weighted Unplanned Outage Factor at 0.73% in 2020, which is Hedcor's lowest figure over the past five years. This means that Hedcor's hydropower facilities have been steadily improving plant reliability as the group monitored the lowest record of unprecedented shutdown of hydropower units.

On 18 November 2020, Hedcor inaugurated its first-ever Regional Control Center. With this, all nine plants in Southern Mindanao, composed of the five hydro facilities in Davao City and four hydro facilities in Davao del Sur owned by Hedcor, Hedcor Sibulan, and Hedcor Tudaya, respectively, can be operated remotely in a single control room. This is a significant milestone as part of the organization's multi-year digitization and integration projects which aims to connect all of Hedcor's hydro facilities to a single National Operations Control Center by 2024.

On 22 June 2021, the National Commission on Indigenous Peoples in the Cordillera Administrative Region ("NCIP-CAR") issued a cease and desist order ("CDO") to Hedcor's three run-of-river hydropower plants in Bakun Benguet due to alleged irregularities regarding the Free Prior Informed Consent-Memorandum of Agreement between Hedcor and the Bakun Indigenous Tribes Organization, which was signed on 15 October 2019. The CDO ordered Hedcor to cease operations of the Lower Albay Hydro, FLS Hydro, and Lon-oy Hydro five days after receipt of the CDO. The total affected net sellable capacity is 12.15MW, which is approximately 0.3% of AboitizPower's total net sellable capacity. On 25 June 2021, the DOE sent a letter to Hedcor, directing it to continue operating its FLS Hydro, Lon-oy Hydro, and Lower Labay Hydro Plants citing the "shortage of available capacity from the grid."

On 30 June 2021, members of the Bakun local government unit ("Bakun LGU"), together with representatives from the NCIP-CAR and the Bakun Indigenous Tribes Organization physically implemented a forced shutdown of Hedcor's Lower Labay, Lon-oy, and FLS hydropower plant facilities in Bakun citing instructions of the NCIP Regional Office in relation to the CDO.

AboitizPower believes that this is in breach of the standing Status Quo Ante Order issued by the Regional Trial Court of Bugulas, following mutual commitment between Hedcor and the Bakun LGU to maintain uninterrupted operations of the plants. In the interest of the safety of its employees, Hedcor decided to close its Lower Labay, Lon-oy, and FLS hydropower plant facilities until further notice.

On 1 July 2021, the DOE sent another letter to Hedcor directing it to reconnect to the grid as soon as possible to ensure reliable and stable electric power supply especially since the Luzon grid is experiencing Yellow and Red Alert status.

On 28 July 2021, Hedcor's FLS Hydro, Lon-oy Hydro, and Lower Labay Hydro have resumed operations and synchronized to the Luzon grid. This is following the successful conduct of a negotiation participated in by Hedcor, the Bakun Indigenous Tribe Organization (BITO), together with the Local Government officials of Bakun last 27-28 July -2021.

Luzon Hydro Corporation ("LHC")

LHC, a wholly-owned Subsidiary of ARI, owns, operates, and manages the run-of-river Bakun AC hydropower plant with a total installed capacity of 74.8 MW located in Amilongan, Alilem, Ilocos Sur (the "Bakun AC Hydro Plant").

Hedcor, Inc. ("Hedcor")

Cleanergy is Hedcor's brand for clean and renewable energy. Hedcor owns, operates, and manages run-of-river hydropower plants in Northern Luzon and Davao City, with an increased combined net sellable capacity of 57.25 MW, attributed to the addition of the La Trinidad Hydro which started operations in July 2019.

The electricity generated from Hedcor's hydropower plants are taken up by Adventenergy, AESI, and Hedcor Sibulan, Inc. pursuant to PPAs with the said off-takers. Irisan 1 Hydro sells energy under the Feed-in-Tariff ("FIT")

mechanism through a Renewable Energy Payment Agreement (“REPA”) with the National Transmission Corporation (“Transco”). The remaining electricity is sold through the WESM.

Hedcor Sibulan, Inc. (“Hedcor Sibulan”)

Hedcor Sibulan, a wholly-owned Subsidiary of ARI, owns, operates, and manages the hydropower plants composed of three cascading plants (the “Sibulan Project”) with a total installed capacity of 49.24 MW, located in Santa Cruz, Davao del Sur. The Sibulan Project consists of: Sibulan A Hydro, Tudaya 1 Hydro, and Sibulan B Hydro. ERC issued a Provisional Authority to Operate for Tudaya 1 Hydro on 5 March 2019, for Sibulan A Hydro in February 2020, and for Sibulan B Hydro in November 2020.

Hedcor Tudaya, Inc. (“Hedcor Tudaya”)

Hedcor Tudaya, a wholly-owned Subsidiary of ARI, owns, operates, and manages the run-of-river hydropower plant with an installed capacity of 8.1 MW, located in Santa Cruz, Davao del Sur (the “Tudaya 2 Hydro Plant”).

Hedcor Sabangan, Inc. (“Hedcor Sabangan”)

Hedcor Sabangan, a wholly-owned Subsidiary of ARI, owns, operates, and manages the run-of-river HEPP in Sabangan, Mountain Province with a net sellable capacity of 14.96 MW (the “Sabangan Plant”).

Hedcor Bukidnon, Inc. (“Hedcor Bukidnon”)

Hedcor Bukidnon, a wholly-owned Subsidiary of ARI, owns, operates, and manages the mini hydropower plants with a combined net sellable capacity of 72.8 MW located in Manolo Fortich, Bukidnon (the “Manolo Fortich Plant”).

The Manolo Fortich Plant is composed of the 45.9-MW Manolo Fortich 1 Hydro and the 27.39-MW Manolo Fortich 2 Hydro. Both plants harness the power of the Tanaon, Amusig, and Guihean rivers.

Persistent rains in the locality that occurred during the second half of 2020 caused soil saturation, erosion, and mudslides resulting in pipe dislocations, pipe bursts, and damage to the high head penstock line of Manolo Fortich 1. Restoration works for the affected facilities were completed and units 3 and 4 of Manolo Fortich 1 went online and were resynced to the Mindanao grid as of 10 August 2021.

The Manolo Fortich Plant is selling under the FIT mechanism through RESAs with various Mindanao cooperatives and private distribution utilities.

Large Hydros

SNAP-Magat, Inc. (“SNAP-Magat”)

SN Aboitiz Power-Magat owns and operates the Magat Plant with a nameplate capacity of 360 MW located at the border of Ramon, Province of Isabela and Alfonso Lista, Ifugao (the “Magat Plant”), and the 8.5-MW run-of-river Maris Main Canal 1 HEPP located in Brgy. Ambatali in Ramon, Isabela (the “Maris Plant”). The Maris Plant, which is composed of two generator units with a nameplate capacity of 4.25 MW each, was completed in November 2017. The plant was granted entitlement to the FIT system in its operations pursuant to the Certificate of Compliance (“COC”) issued by ERC in November 2017.

SN Aboitiz Power-Magat is ARI’s joint venture with SCATEC. As of 23 March 2021, SN Aboitiz Power-Magat is 60% owned by MORE, while SN Power Philippines Inc. (“SN Power Philippines”) owns the remaining 40% equity interest.

On 25 April 2019, ERC certified the Magat Plant’s new Maximum Stable Load (Pmax) at 388 MW. The Magat Plant’s Units 1-4 were uprated by 2 MW each or from 95 MW to 97 MW per unit. This means that the Magat Plant is capable of producing, under normal to best conditions, up to 388 MW as compared to its nameplate capacity of 360 MW. The new Pmax of the four units was based on the capability test conducted by NGCP in 2018.

Inflows during 2020 had a very varied distribution. Magat dam's total inflows for 2020 were 121% of normal, with large inflows concentrated in the fourth quarter of the year. The effects of the *El Niño* climate were felt all the way to the third quarter of 2020, with a transition to *La Niña* in the fourth quarter. The first half dry season of 2020 resulted in 73% of the normal total inflows. The second half wet season recorded 139% of normal inflows, with the third quarter recording only 57% of normal and record-breaking actual inflows during the fourth quarter at 215% of normal due to strong *La Niña* typhoons.

Driven by the unfavorable distribution of inflows, the Magat Plant's total sold quantities from spot energy generation and ancillary services ("AS") during 2020 was at 1.7 TWh, which is slightly lower than 2019's sold capacity of 1.8 TWh. This is equivalent to a sold capacity factor of 52%, compared to 54% in 2019. Spot and AS revenue for the year 2020 was ₱4.36 bn, 27% lower than 2019's ₱5.95 bn. SN Aboitiz Power-Magat's Bilateral Contract Quantity ("BCQ") revenue for 2020 was ₱727 mn, significantly higher than 2019's ₱275 mn. This was mainly driven by the lower spot market prices during 2020 compared to 2019.

In June 2019, SN Aboitiz Power-Magat switched on its first 200kW floating photovoltaic project over the Magat reservoir in Isabela. This was the first non-hydro renewable energy project of the SN Aboitiz Power Group, which is looking at other renewables and complementary technologies to expand its portfolio. The SN Aboitiz Power-Magat floating solar project has proven its viability, both technical and commercial. On 21 October 2020, the company obtained approval for the project to proceed to engineering design for a total of 67 MW. The pilot project and the initial pre-feasibility studies have shown positive results. The project is currently in the detailed feasibility study stage, which is expected to run for ten to 12 months. Initial efforts have been focused on securing all pertinent permits and endorsements, conduct of applicable stakeholder consultations, completion of environmental and social baseline studies, refinement of commercial assumptions, and completion of technical site investigations necessary for a feasibility level design. Based on the results of the pre-feasibility studies, phase one of the project will be for 67 MW with a plan to install up to 150 MW, depending on the final technical solution and layout.

SN Aboitiz Power-Magat's Battery Energy Storage System ("Magat BESS") project is located in Ramon, Isabela. It is an energy storage system with a 20-MW capacity and 20-MWh energy storage to be used primarily for ancillary services. Site survey works have been completed as part of the pre-construction. The project is in the early works phase with tendering still in process and necessary permits being secured from various agencies and the LGU. The project is currently in the pre-construction phase, with the next step being the engagement of a preferred EPC contractor for early works. The SNAP BESS project is targeted to commence commercial operations in 2023. In connection with the project, SN Aboitiz PowerMagat is also looking at upgrading the Magat-Santiago transmission line which is now included in the Transmission Development Plan of the NGCP. The benefit of this upgrade is to ensure full dispatch of the Magat power plant capacity, battery energy storage system, and proposed expansion in the floating solar space.

On 22 October 2020, the DOE issued a Green Energy Option Program ("GEOP") Operating Permit to SN Aboitiz Power-Magat. This permit, valid for five years, authorizes the company to enter into electricity supply contracts with qualified end-users according to the GEOP or RA No. 9513 or the Renewable Energy Act of 2008 ("RE Law"). SN Aboitiz Power-Magat also has a RES License valid until 17 December 2025.

SNAP-Benguet, Inc. ("SNAP-Benguet")

SN Aboitiz Power-Benguet is the owner and operator of the Ambuklao-Binga hydroelectric power complex, which consists of the 105-MW Ambuklao HEPP (the "Ambuklao Plant") located in Barangay Ambuklao in Bokod, Benguet, and the 140-MW Binga HEPP (the "Binga Plant"), located in Barangay Tinongdan, Itogon, Benguet Province.

The Ambuklao-Binga hydroelectric power complex was turned over to SN Aboitiz Power-Benguet in July 2008. SN Aboitiz Power-Benguet began a significant rehabilitation project that restored the Ambuklao Plant to operating status and increased its capacity from 75 MW to 105 MW when it re-commenced operations in 2011. The Binga Plant also underwent refurbishment from 2010 to 2013, which increased the capacity to 125 MW. In March 2017, SN Aboitiz Power-Benguet received its amended COC from ERC for all four units of the Binga Plant. The COC reflects Binga's latest uprating, raising its capacity to 140 MW. The Ambuklao Plant and Binga Plant sell capacity

from spot energy generation and ancillary services to the national transmission system and related facilities that convey power.

Inflows in Ambuklao dam during 2020 was only 75% of normal, attributable in particular to the very weak *habagat* season which usually dominates third quarter inflows in Benguet. The effects of the *El Niño* climate reached all the way to the third quarter of 2020, and transitioned to *La Niña* in the fourth quarter. The first half dry season of 2020 resulted in 68% of the normal total inflows. The second half wet season recorded 77% of normal inflows, with the third quarter recording actual inflows of only 35% of normal, while the strong *La Niña* typhoons in the fourth quarter led to actual inflows at 167% of normal levels.

Although inflows were lower in the Ambuklao reservoir in 2020 compared to 2019, there was an overall higher AS Capacity Approval and spot sales for SN Aboitiz Power-Benguet. The Ambuklao Plant's total sold capacity from spot energy generation and ancillary services during 2020 was 732 GWh, which was 102% of the capacity sold in 2019 of 717 GWh. This was equivalent to a sold capacity factor of 80% during 2020, as compared to the 78% during 2019. The Binga Plant's total sold capacity from spot energy generation and AS in 2020 was 1.00 TWh, or 97% of the 1.03 TWh sold capacity in 2019. This is equivalent to a sold capacity factor of 82% for 2020, compared to 84% in 2019.

The resulting combined spot and AS revenue of the Ambuklao and Binga Plants for 2020 was ₱4.20 bn, compared to ₱5.29 bn in 2019. SN Aboitiz Power-Benguet's BCQ revenue for 2020 was ₱973 mn, which was significantly lower than 2019's BCQ revenue loss of ₱359 mn. This was mainly driven by the lower spot market prices during 2020 compared to 2019.

Geothermal

AP Renewables Inc. ("APRI")

Under the Geothermal Resources Supply and Services Agreement ("GRSSA") between APRI and PGPC, PGPC has committed to drill at least 12 new production wells, with a minimum of 50 MW aggregated individual well capacity, by 2023 in order to increase steam availability. The GRSSA also provides for more equitable and competitive fuel pricing in the long run.

The first Steam Production Enhancement Campaign ("SPEC") make-up well Bulalo 114 for MakBan was completed and started flowing into the system since 10 April 2021 and provided an added steam equivalent to 5.41 MW to Makban Plant B. For Tiwi, Kapipihan 36 the first well drilled under the SPEC program was completed in December 2019 and was tested at 12.11 MW capacity in January 2020. Additional two wells in MakBan were completed, Bulalo 115 contributed 4.86 MW and Bulalo 116 added 3.31 MW based in the tests conducted on 2 June and 29 July 2021 respectively. Thus, a total of two additional new make-up wells will be contributing to the generation of APRI's 234 MW geothermal power facility in Tiwi, Albay and the six remaining new make-up wells will be contributing to the 394.8 MW Makiling-Banahaw geothermal power facility in Laguna (the "Tiwi-MakBan Geothermal Facilities") for a total of 12 new make-up wells under the SPEC program within 2021 -2023.

APRI was granted a RES license on 18 February 2020 which is valid until 17 February 2025.

Solar

Maaraw Holdings San Carlos, Inc. ("Maaraw San Carlos") and San Carlos Sun Power Inc. ("Sacasun")

As of 30 September 2021, the energy generated from the SacaSun Plant benefited more than 31,999 homes within the Visayas Grid and displaced the energy equivalent to 19,822,475 gallons of gasoline or approximately 194,709,320 pounds of coal burned.

Aboitiz Power Distributed Energy, Inc. ("APX1") and Aboitiz Power Distributed Renewables Inc. ("APX2")

As of 30 September 2021, APX has approximately 4.2 MWp of rooftop solar projects, either operating under a Power Purchase Agreement or a turnkey solution for customers, or about to start construction/installation. A number of rooftop PV solar systems were also commissioned in the first quarter of 2021, with an additional 13 MWp of proposed projects currently in the pipeline.

Renewables Pipeline

SN Aboitiz Power-Generation, Inc. (“SN Aboitiz Power-Gen”)

One of SN Aboitiz Power-Gen’s most significant projects as of the end of 2020 is the proposed 390-MW Alimit hydropower complex in Ifugao, which consists of the 120-MW Alimit hydropower plant, the 250-MW Alimit pumped storage facility (which is currently on hold due to market constraints), and the 20-MW Olilicon hydropower plant (the “Alimit Project”).

The Alimit hydropower complex project has completed its feasibility study phase and the Free Prior and Informed Consent process with the indigenous communities in the covered areas. The Environmental Compliance Certificate (“ECC”) for the complex has been issued by the Department of Environment and Natural Resources (“DENR”). However, the project has since been put on hold since ground engagements and activities have been restricted by the COVID-19 pandemic.

Pursuant to the mandate of adding capacity, the Magat BESS and floating solar projects are expected to contribute 20 MW and 67 MW, respectively, to SN Aboitiz Power Group’s portfolio to its mandate of adding capacity to the SN Aboitiz Power Group’s portfolio, SN Aboitiz Power BESS Project was approved to move to the pre-construction phase in 2020. Pertinent permits, contractual agreements, and other technical studies were completed in the same year. Approval to move to the construction phase will be sought in 2021. Early Works activities have been completed, including site surveys and basic engineering design. Coordination is ongoing with the National Grid Corporation of the Philippines (NGCP) on transmission issues, particularly the advance implementation of the Magat-Santiago 230 kV transmission line reconductoring/upgrading.

Non-Renewable Energy

Therma Power, Inc. (“TPI”)

AboitizPower’s investments and interests in various non-renewable energy projects are held primarily through its wholly-owned Subsidiary, TPI and its Subsidiary power generation companies. As of 30 September 2021, AboitizPower, by itself or through and/or with TPI, owns equity interests in the following:

Generation Company	Percentage Ownership	Plant Name (Location)	Project Type	Net Sellable Capacity (MW)	Attributable Net Sellable Capacity (MW)	Off-takers
Coal Group						
TLI	100%	Pagbilao (Luzon)	Coal-fired	700	700	Bilaterals/WESM
PEC	50%	Pagbilao 3 (Luzon)	Coal-fired	388.4	194.2	Bilaterals
TSI	100%	TSI Plant (Mindanao)	Coal-fired	260	260	Bilaterals
TVI	80%	TVI Plant (Visayas)	CFB	300	240	Bilaterals/WESM
Cebu Energy	26.4%	Cebu Energy (Visayas)	CFB	216	57	Bilaterals/WESM
GN Power Mariveles	78.32%	Mariveles Project (Luzon)	Coal-fired	632	495	Bilaterals/WESM
STEAG Power**	34%	STEAG Power Plant (Mindanao)	Coal-fired	210	71.4	NPC (2031)
Oil Group						
CPPC**	60%	CPPC Plant (Visayas)	Bunker-C fired power plant	64	38.4	WESM
EAUC	100%	EAUC Plant (Visayas)	Bunker-C fired power plant	43.5	43.5	Bilaterals
SPPC**	20%	SPPC Plant (Mindanao)	Bunker-C fired power plant	55	11	N/A

Generation Company	Percentage Ownership	Plant Name (Location)	Project Type	Net Sellable Capacity (MW)	Attributable Net Sellable Capacity (MW)	Off-takers
TMI	100%	Power Barge Mobile 1 (Mindanao)	Barge-mounted power plant	96	96	Bilaterals/ASPA
		Power Barge Mobile 2 (Mindanao)	Barge-mounted power plant	96	96	Bilaterals/ASPA
TMO	100%	Power Barges Mobile 3-6 (Luzon)	Barge-mounted power plant	200	200	WESM/ASPA
TPVI	100%	TPVI Plant ¹¹ (Visayas)	Bunker-C fired power plant	39.3	39.3	WESM
WMPC**	20%	WMPC Plant (Mindanao)	Bunker-C fired power plant	100	20	Bilaterals
Cotabato Light**	99.94%	Bunker Cotabato (Mindanao)	Bunker-C fired power plant	4.5	4.5	N/A
Total				3,404.6*	2,566.2*	

* Sum figures will differ due to rounding effect

** Directly owned by AboitizPower

¹¹ ASPA will commence in 2021.

Oil Group

Therma Marine, Inc. (“TMI”)

The 192 MW dependable capacities of TMI are currently contracted with the NGCP in an ASPA.

In November 2020, AboitizPower announced its two battery projects, with TMI Hybrid BESS being one of two battery energy storage system projects of AboitizPower. Located in Maco, Davao De Oro, TMI Hybrid BESS has a storage capacity of 49 MW and is intended to be used for ancillary services. Development activities are ongoing to integrate the battery energy storage system with TMI’s Power Barge Mobile 1. The TMI Hybrid BESS project is expected to commence commercial operations in 2022.

Therma Mobile, Inc. (“TMO”)

On 14 July 2020, TMO and NGCP entered into ASPAs for Reactive Power Support and Dispatchable Reserve. Both ASPAs have been provisionally approved by the ERC.

East Asia Utilities Corporation (“EAUC”)

Please refer to page 96 of the Prospectus.

Therma Power-Visayas, Inc. (“TPVI”)

On 7 August 2020, TPVI commenced commercial operations and has been trading in the WESM.

Cebu Private Power Corporation (“CPPC”)

CPPC owns and operates a 70-MW Bunker C-fired power plant located in Cebu City. The CPPC plant was constructed to supply 62 MW of power to Visayan Electric. CPPC is currently trading in the WESM.

Southern Philippines Power Corporation (“SPPC”)

Please refer to page 97 of the Prospectus.

Western Mindanao Power Corporation (“WMPC”)

Please refer to page 97 of the Prospectus.

Coal Group

Therma Luzon, Inc. (“TLI”)

TLI assumed the role of the registered trader of the contracted capacity of the 700-MW (2x350 MW) Pagbilao coal-fired thermal power plant located in Pagbilao, Quezon (the "Pagbilao Plant"). Under the IPPA agreement (“IPPAA”), TLI has the right to receive the transfer of Pagbilao Plant at the end of the Energy Conversion Agreement (“ECA”) between TeaM Energy and NPC. Over the years, TLI’s capacity was contracted to various cooperatives, private distribution utilities, directly connected customers, and to Affiliate RES. TLI was granted a Retail Electricity Supplier license on 12 August 2020 which is valid until 11 August 2025.

Pagbilao Energy Corporation (“PEC”)

Please refer to page 97 of the Prospectus.

Therma South, Inc. (“TSI”)

TSI, a wholly-owned subsidiary of TPI that owns and operates the 300-MW net (2x150MW net) CFB coal-fired power plant located in Davao City and Sta. Cruz, Davao del Sur, was granted a Provisional Authority to Operate (“PAO”), which was initially valid from 1 September 2020 until 31 August 2021. The PAO is set to be extended by ERC effective 1 September 2021 in view of the additional requirements requested by ERC for the Certificate of Compliance. The PAO was extended by ERC effective 1 September 2021 and valid until 31 August 2022.

Therma Visayas, Inc. (“TVI”)

Please refer to page 98 of the Prospectus.

Abovant Holdings, Inc. (“Abovant”) and Cebu Energy Development Corporation (“CEDC”)

Abovant is a joint venture company between AboitizPower and the Vivant Group as the holding company for shares in CEDC. The company was incorporated on 28 November 2007.

To date, CEDC is the owner of the 3x82 MW CFB coal-fired power plant, with the primary purpose of engaging in the business of power generation, wholesale of electric power to NPC, private electric cooperatives, and other entities, and carrying on of all businesses incidental thereto.

CEDC provides power to the province of Cebu and its neighboring province, Bohol. Likewise, CEDC has an existing ASPA with NGCP to help maintain a reliable electric Grid system.

Abovant has a 44% equity interest in CEDC, while Global Formosa owns the remaining 56%. Consequently, AboitizPower, through TPI, holds a 26.4% effective ownership interest in CEDC.

Redondo Peninsula Energy, Inc. (“RP Energy”)

Please refer to page 98 of the Prospectus.

STEAG State Power Inc. (“STEAG Power”)

One of the two power plant units of STEAG Power was previously on economic shutdown as required by NPC/PSALM in accordance with the PPA due to the pandemic quarantine effects and high water level of hydrowater plants. The partial economic shutdown lasted until 13 May 2021 and the unit has since resumed operations. STEAG Power ended 2020 with a plant availability rate of 90.11%.

STEAG Power entered into two coal supply agreements in December 2019 that secured the plant’s fuel requirements for the next three years on a fixed base and option tonnage.

AA Thermal, Inc.

Please refer to page 99 of the Prospectus.

GNPower Mariveles Energy Center Ltd. Co. (“GMEC”, formerly GMCP)

GMEC, formerly known as GNPower Mariveles Coal Plant Ltd., registered its Amended Articles of Partnership to reflect GMEC’s change in partnership name, which was subsequently approved by the SEC on 14 October 2020.

On 24 February 2021, GMEC informed AboitizPower of an unscheduled outage of Unit 1 of its plant in Mariveles, Bataan. The outage is attributable to damage found in a portion of said unit’s boiler. Actual repairs to said portion were completed on 12 August 2021. Parallel to the said repair works, GMEC Unit 1 went on general maintenance outage. The target return to service is on 29 September 2021. There will be business interruption insurance collection for said outage. The GMEC plants represent about 13% of the total installed

capacity under AboitizPower’s market control of 3,850 MW. Unit 1 of the GMEC plant delivers a net sellable capacity of 247 MW, which represents approximately 7% of AboitizPower’s total attributable net sellable capacity of 3,494 MW.

GNPower Dinginin Ltd. Co. (“GNPD”)

GNPD started the construction of Unit 1 in September 2016. Commercial operations date (“COD”) is targeted to take place by the first quarter of 2022. The partnership also proceeded with the expansion of the power plant and achieved its financial closing for Unit 2 in December 2017 with an expected COD thereof around the third quarter of 2022. Both units are in the final stages of construction but continue to face challenges due to the COVID-19 pandemic and travel restrictions.

Other Generation Assets

As of 30 September 2021, Cotabato Light maintains a stand-by maximum capacity of 4.45-MW Bunker C-fired power plant capable of supplying approximately 13.54% of its requirements.

Distribution of Electricity

In 2020, the wholly-owned Distribution Utilities and Visayan Electric completed a rebranding initiative to modernize the look and feel of the brands and visually show their relation to AboitizPower.

The power distribution business’ earnings contribution to AboitizPower’s business segments in 2020 is equivalent to 28.03%. The Distribution Utilities had a total customer base of 1,091,015 as of June 2021. This was 1,068,820 as of year-end 2020, 1,030,726 as of end-2019, and 995,828 as of the end of 2018.

AboitizPower’s interests, direct and indirect, in the Group’s Distribution Utilities, as well as their franchise periods as of 31 December 2020, are shown in the table below:

Distribution Utility	AboitizPower % Ownership	Franchise Term	Franchise Expiry
Visayan Electric	55.26%	25 years	2030
Davao Light	99.93%	25 years	20250
SFELAPCO	43.78%	25 years	2035
Cotabato Light	99.94%	25 years	2039
Subic Enerzone	99.98%	25 years	2028
Mactan Enerzone	100%	21 years	Zone Life
Balamban Enerzone	100%	50 years	Zone life
Lima Enerzone	100%	50 years	Zone Life
Malvar Enerzone	100%	25 years	Zone Life

Balamban Enerzone, Lima Enerzone, Malvar Enerzone, and Mactan Enerzone which operate the power distribution utilities in Mactan Economic Processing Zone II, West Cebu Industrial Park, and Lima Technology Center, and Light Industry & Science Park IV (LISP IV) in Malvar, Batangas, respectively, are duly registered with PEZA as Ecozone Utilities Enterprises.

The power distribution business’ earnings contribution to AboitizPower’s business segments was 25% as of 30

June 2021, compared to 27% as of 31 December 2020 and 24% as of 31 December 2019. The Distribution Utilities had a total customer base of 1,068,820 as of 31 December 2020, compared to 1,030,726 as of end-2019 and 995,828 in 2018.

The table below summarizes the key operating statistics of the Distribution Utilities for each of the past two years and as of 30 September 2021:

Company	Electricity Sold (MWh)			Peak Demand (MW)			No. of Customers		
	YTD Sep'21	2020	2019	YTD Sep'21	2020	2019	YTD Sep'21	2020	2019
Davao Light	1,936,901	2,476,991	2,633,920	459	452	454	455,084	440,304	420,666
Cotabato Light	132,963	170,363	173,114	33	32	31	46,417	45,044	43,449
Visayan Electric	2,398,409	3,119,850	3,500,781	554	583	601	475,469	462,699	450,088
SFELAPCO	535,319	686,694	714,948	146.5	134	140	118,104	116,293	112,091
Subic EnerZone	198,978	262,393	329,633	50	56	62	3,540	3,477	3,473
Mactan Enerzone	83,555	99,927	117,433	21	21	22	87	87	87
Balamban Enerzone	65,129	92,771	101,885	25	28	27	28	29	34
Lima Enerzone	221,074	242,455	249,394	56	49	44	924	882	834
Malvar Enerzone	547	158	51	0.76	0.12	0.06	8	5	4
Total	5,572,874	7,151,601	7,821,159	1,346	1,355	1,382	1,099,661	1,068,820	1,030,726

Visayan Electric Company, Inc. (“Visayan Electric”)

Visayan Electric has energized 100% of all the barangays, and electrified 99.77% of all the households within its franchise area. A goal of 100% total electrification is set on 31 December 2022, in line with the national goal set by the DOE.

Visayan Electric is true to its vision of becoming a world-class electric utility by implementing innovations such as the implementation of a full digital substation using IEC 61850 station and process bus for its Paknaan substation. The newest application for distribution automation, fault location, isolation, and service restoration (“FLISR”), is an ongoing project to be applied to four feeders within the franchise.

Visayan Electric’s Underground Distribution System (“UDS”) project, which began in 2013, aims to convert overhead conductors to underground cables along Cebu City’s Sinulog Route with a total length of approximately five kilometers (“kms”). To date, approximately 3.3 kms have been completed.

Visayan Electric has reinforced and improved the existing capacity and reliability of its 23kV West Cluster with the addition of another 33 MVA Power Transformer in the Calamba Substation. This will enhance electricity service for the increasing demand of both commercial and densely residential customers within its franchise area.

Another milestone for Visayan Electric is the construction and completion of the Visayan Electric System Control Center building. This dedicated building was constructed to safeguard the operation of all the substations and remotely-operated devices installed across the entire franchise area.

Davao Light & Power Company, Inc. (“Davao Light”)

Pursuant to RA No. 11515 which lapsed into law on 26 December 2020, Davao Light’s franchise was extended for an additional 25 years from 2025, or until 2050.

The company’s power supply is also sourced from renewable energy sources coming from NPC-PSALM hydro, Hedcor Sibulan, Hedcor’s Talomo plant, Hedcor-Bukidnon (Manolo Fortich), all hydropower.

Davao Light continuously upgrades its distribution network infrastructure to increase capacity and adopts digital technology in its substations to enhance the reliability and flexibility in the sub-transmission and distribution network. Its underground distribution system (“UDS”) project along C.M Recto Street, Davao City which commenced in 2019 has completed civil works construction and installation of electrical equipment and is currently in the testing and commissioning stage.

Cotabato Light and Power Company (“Cotabato Light”)

Cotabato Light supplies electricity to Cotabato City and portions of the municipalities of Sultan Kudarat, and Datu Odin Sinsuat, Maguindanao, with a land area of 191 sq. kms. Incorporated in April 1938, Cotabato Light’s original 25-year franchise was granted by the Philippine Legislature through RA No. 3341 in June 1939. The most recent renewal of the franchise was in June 2014, for another 25 years or until 2039.

Cotabato Light also maintains a standby 4.45-MW Bunker C-fired plant capable of supplying approximately 13.54% of its franchise area requirements. The standby power plant, capable of supplying electricity in cases of supply problems with its power suppliers or NGCP and for the stability of voltage whenever necessary, is another benefit available to Cotabato Light’s customers.

AboitizPower directly owns 99.94% equity interest in Cotabato Light.

San Fernando Electric Light & Power Co., Inc. (“SFELAPCO”)

SFELAPCO was incorporated on 17 May 1927 and was granted a municipal franchise in 1927. The most recent renewal of its franchise was in March 2010 for a period of 25 years.

SFELAPCO’s franchise in the City of San Fernando, Pampanga covers an area of 78.514 sq. kms and the municipality of Floridablanca and Brgys. Talang and Ligaya, with an estimated area of 175.5 sq. kms. As of 30 September 2021, it includes 633.57 circuit-kilometers on its 13.8-kV medium voltage lines and 1,032.92 circuit km of 240v low voltage distribution lines.

AboitizPower has an effective equity interest of 43.727% in SFELAPCO.

Subic Enerzone Corporation (“Subic Enerzone”)

As of 30 September 2021, Subic EnerZone served a total of 3,540 customers, consisting of 106 industrial locators, 1,260 commercial locators, 2,072 residential customers, 102 streetlights and 19 industrial locators under RES.

Mactan Enerzone Corporation (“Mactan Enerzone”)

Mactan Enerzone’s contract with SN Aboitiz Power-Magat terminated last 26 February 2021. The Department of Energy approved the exemption to conduct Competitive Selection Process (“CSP”) for the Contract for the Supply of Electric Energy (“CSEE”) with the PSALM for the period of one year from 26 February 2021 to 25 February 2022. Mactan Enerzone still sources some of its power from Green Core Geothermal Incorporated pursuant to a CSEE.

As of 30 September 2021, Mactan Enerzone served a total of 87 accounts which consist of 49 captive industrial locators, 28 captive commercial locators, and 10 industrial locators under RES.

Balamban Enerzone Corporation (“Balamban Enerzone”)

As of 30 September 2021, Balamban Enerzone served a total of 28 accounts which consist of 10 captive industrial customers, 10 captive commercial customers, and 6 contestable industrial customers. Balamban Enerzone sources its power from CEDC pursuant to a CSEE.

Lima Enerzone Corporation (“Lima Enerzone”)

Lima Enerzone was incorporated as Lima Utilities Corporation on June 5, 1997 to serve and provide locators within the Lima Technology Center (LTC) with a reliable and stable power supply.

As of 30 September 2021, Lima Enerzone served a total of 96 captive industrial locators, 16 captive commercial locators, 773 captive residential customers, 8 street lamps, and 22 industrial locators under RES.

Malvar Enerzone Corporation (“Malvar Enerzone”)

As of 30 September 2021, Malvar Enerzone served a total of 3 captive industrial locators, 4 captive commercial locators and 1 streetlight.

RETAIL ELECTRICITY AND OTHER RELATED SERVICES

AdventEnergy, AESI, and Prism Energy are registered under the Renewable Energy Market and were recently granted by the Department of Energy operating permits allowing them to participate in the Green Energy Option Program.

Aboitiz Energy Solutions, Inc. (“AESI”)

As of 30 September 2021, AESI supplied retail electricity to a total of 205 customers, with total energy consumption of 1,569.23 mn kWh. It was granted a license to act as a RES valid until 28 October 2022.

AdventEnergy, Inc. (“AdventEnergy”)

AdventEnergy was specifically formed to serve Contestable Customers who are located in economic zones. It was granted a license to act as a RES valid until 17 June 2022.

As of 30 September 2021, AdventEnergy supplied retail electricity to 90 customers with a total consumption of 1,124.01 mn kWh.

Prism Energy, Inc. (“Prism Energy”)

As of 30 September 2021, Prism Energy supplied retail electricity to 44 customers with a total energy consumption of 134.38 mn kWh. It was granted a license to act as a RES valid until 22 May 2022.

SN Aboitiz Power – RES, Inc. (“SN Aboitiz Power-RES”)

Please refer to page 104 of the Prospectus.

SALES

The operations of AboitizPower and its Subsidiaries and Affiliates are based only in the Philippines. Comparative amounts of revenue, profitability, and identifiable assets as of 30 September 2021, 2020, 2019, and 2018, are as follows:

	2021	2020	2019	2018
OPERATING REVENUE	₱93,602	₱81,130	₱94,681	₱100,105

	2021	2020	2019	2018
OPERATING INCOME	₱21,103	₱19,277	₱22,233	₱27,755
TOTAL ASSETS	₱405,152	₱404,108	₱404,785	₱375,738

Note: Values are in million Pesos. Operating Income is Operating Revenue net of Operating Expenses.

Comparative amounts of revenue contribution and corresponding percentages to total revenue by business group for the six months ended 30 September 2021, 2020, 2019 and 2018 are as follows:

	2021		2020		2019		2018	
Power Generation	₱66,985	58%	₱54,950	55%	₱63,683	53%	₱64,085	54%
Power Distribution	33,814	29%	32,161	32%	35,971	30%	35,265	29%
Retail Electricity Supply	14,509	12%	12,060	12%	19,550	16%	19,640	16%
Services	726	1%	815	1%	946	1%	1,011	1%
Total Revenue	116,033	100%	99,986	100%	120,149	100%	120,001	100%
Less: Eliminations	-22,431		-18,856		-25,468		-19,896	
Net Revenue	₱93,602		81,130		₱94,681		₱100,105	

Note: Values are in million Pesos.

DELIVERY METHODS OF THE PRODUCTS OR SERVICES

Power Generation Business

Please refer to page 105 of the Prospectus for information on distribution methods of the Power Generation Business.

Distribution Utilities Business

Ancillary Services are necessary to help ensure a reliable and stable Grid, which co-exist with the energy market or WESM. NGCP signs ASPAs with AS-certified generators to fulfill specific ancillary service requirements per Grid. Currently, SN Aboitiz Power-Magat, SN Aboitiz Power-Benguet, TMI, TMO, TLI, APRI, Cebu Energy, and WMPC have ASPAs with NGCP. In the Luzon grid, the SN Aboitiz Power Group delivers regulating, contingency, and dispatchable reserves, blackstart service, and reactive power support through its Ambuklao, Binga, and Magat Plants. In addition, TLI's Pagbilao and APRI's Makban plants are delivering contingency reserves and Reactive Power Support AS, respectively. In Visayas, AboitizPower delivers Contingency Ancillary Service through Cebu Energy. TMI provides both contingency and dispatchable reserves requirements in Mindanao.

In addition, the Hedcor Tudaya Hydro 2, Hedcor Irisan Hydro 1, Hedcor Sabangan, and Hedcor Manolo Fortich 1 plants, all in commercial operations, have been approved for inclusion in the FIT system. Hedcor, Hedcor Tudaya, Hedcor Sabangan, and Hedcor Bukidnon, the companies that own and operate the foregoing plants,

have entered into REPA's with Transco, in its capacity as FIT-Allowance Administrator, for the collection and payment of the FIT.

In the absence of WESM in Mindanao, Tudaya Hydro 2, and Manolo Fortich Hydro 1 have entered into RESAs with their host distribution utilities or electric cooperatives. Currently, Hedcor Bukidnon is in the process of converting the COC of 27.387 MW Manolo Fortich 2 to FIT-COC.

Retail Electricity Supply Business

AboitizPower's wholly-owned RES companies, AdventEnergy and AESI, have existing electricity supply contracts to ensure continuous supply of power to their customers. AdventEnergy and AESI maintain a portfolio of energy-based supply contracts from renewable and non-renewable sources to secure reliable and affordable electricity for its customers. These electricity supply contracts involve a mix of fixed rate and margin based electricity fees that are updated year on year to ensure that supply is maintained at competitive rates. Prism Energy primarily serves contestable customers under the Visayan Electric franchise.

In addition, APRI and TLI were granted Retail Electricity Supplier licenses in 2020 and became registered members of the Renewable Energy Market last 6 July 2021.

New Products and Services

Other than the ongoing Greenfield and/or rehabilitation projects undertaken by AboitizPower's Generation Companies, AboitizPower and its Subsidiaries do not have any publicly announced new product or service to date.

System Performance

The following table sets forth certain information concerning the performance of the Distribution Companies:

Business Unit	As of 31 December 2020		As of 31 December 2019	
	SAIFI (frequency)	SAIDI (minutes)	SAIFI (frequency)	SAIDI (minutes)
Visayan Electric	1.97	222.7	2.46	229.26
Davao Light	2.84	236.74	7.12	539.51
Cotabato Light	0.20	17.52	1.26	5.24
Subic Enerzone	9.38	428.9	7.94	518.42
Mactan Enerzone	0.8	15.92	0.14	5.21
Balamban Enerzone	3.18	71.87	3.52	87.85
Lima Enerzone	2.70	336.05	0.88	420.27
SFELAPCO	5.01370	191.6073	9.01	680.57

Electricity Losses

The Distribution Companies experience two types of electricity losses: technical losses and non-technical losses. Technical losses are those that occur in the ordinary course of distribution of electricity, such as losses that occur when electricity is converted from high voltage to medium voltage. Non-technical losses are those that result from illegal connections, fraud or billing errors.

The Distribution Companies' system loss may be further broken down to feeder loss, substation loss, and sub-transmission loss. Total electricity losses in 2019 were 6% for Visayan Electric, 7.32% for Davao Light, 8.08% for Cotabato Light, 2.96% for Subic Enerzone, 0.96% for Mactan ENerzone, 0.42% for Balamban Enerzone, 5.24% for Lima Enerzone, and 4.86% for SFELAPCO. On the other hand, total electricity losses as of 31 December 2020 were 6.84% for Visayan Electric, 7.88% for Davao Light, 8.88% for Cotabato Light, 3.2% for Subic Enerzone, 0.93% for Mactan Enerzone, 0.44% for Balamban Enerzone, 5.22% for Lima Enerzone, and 4.98% for SFELAPCO.

The system loss cap set by the ERC is 6.25% for 2019 and 6% as of 2020, which system loss caps only relate to feeder loss.

The table below summarizes the systems losses and feeder losses of the Distribution Companies as of 30 September 2021.

Company	Systems loss	Feeder loss (included in systems loss)
Visayan Electric Company, Inc.	6.76%	5.02%
Davao Light & Power Company, Inc.	8.03%	4.97%
Cotabato Light and Power Company	8.26%	6.84%
San Fernando Electric Light & Power Co., Inc.	5.32%	3.76%
Subic EnerZone Corporation	3.64%	1.84%
Mactan Enerzone Corporation	1.01%	0.45%
Balamban Enerzone Corporation	0.41%	0.16%
Lima Enerzone Corporation	5.28%	0.72%
Malvar Enerzone Corporation	23.35%*	2.56%

*Due to energization of two 50MVA power transformers at very low load factor.

The Government-mandated cap for feeder loss in 2021 is 5.50%.

The Distribution Companies are also actively engaged in efforts to reduce electricity losses, particularly non-technical losses. To achieve this, the Distribution Companies, particularly Visayan Electric and Davao Light, have deployed teams to conduct inspections, enhanced monitoring for irregular consumption, increased replacements for obsolete measuring equipment and developed a computer program to discover and analyze irregular invoicing.

The Distribution Companies continue to find ways to reduce systems losses in any economically viable manner.

Power Outages

The Distribution Companies seek to improve the quality and reliability of their power supply, as measured by the frequency and duration of power outages. The Distribution Companies seek to improve the quality and reliability of their power supply, as measured by the frequency and duration of power outages. The number of sustained outages (>5mins) as of 31 December 2020 was 1.97 interruptions per customer at Visayan Electric, 2.84 interruptions per customer at Davao Light, 0.20 interruptions per customer at Cotabato Light, 9.83 interruptions per customer at SEZ, 0.80 interruptions per customer at Mactan Enerzone, 3.18 interruptions per customer at Balamban Enerzone, 2.7 interruptions per customer at Lima Enerzone, and 15.08 interruptions per customer at SFELAPCO. For the same period in 2019, the number of minutes of sustained outages was 222.7 minutes per customer at Visayan Electric, 236.74 minutes per customer at Davao Light, 17.52 minutes per customer at Cotabato Light, 428.9 minutes per customer at Subic Enerzone, 71.87 minutes per customer at Balamban Enerzone, 15.92 minutes per customer at Mactan Enerzone, 336.05 minutes per customer at Lima Enerzone, and 543.87 minutes per customer at SFELAPCO.

The Distribution Companies each have “hotline” equipment that allows construction, maintenance and repairs to be conducted with only minimal interruption in electricity service. This reduces the number of service interruptions that the Distribution Companies have to schedule. Unscheduled interruptions due to accidents or natural causes, including typhoons, heavy rains and floods, represented the remainder of the Distribution Companies’ total interruptions.

SOURCES OF RAW MATERIALS AND SUPPLIES

Generation Business

The Generation Companies produce energy using the following fuel types based on attributable net selling capacity: 17% hydropower, 8% geothermal, 1% solar, 58% coal, and 16% oil. As of 30 September 2021, renewable fuel sources comprised 27% of attributable net selling capacity, while thermal accounted for 73%.

The hydropower facilities of some of the Generation Companies harness the energy from the flow of water from neighboring rivers to generate electricity. These facilities have impounding dams allowing the storage of water for later use. The hydroelectric companies on their own, or through NPC as in the case of LHC, possess water permits issued by National Water Resources Board (NWRB), which allow them to utilize the energy from a certain volume of water from the applicable source of the water flow.

APRI's steam requirement for its geothermal power generation continues to be supplied by PGPC. The terms of the steam supply are governed by a Geothermal Resource Sales Contract under which the price of steam is ultimately indexed to the Newcastle Coal Index and the Japanese Public Utilities coal price. APRI and PGPC signed a new agreement on 24 August 2018 under which PGPC will drill 12 new production wells over the next six years.

Oil-fired plants use Bunker-C fuel to generate electricity. SPPC and WMPC source fuel from Pilipinas Shell Petroleum Corporation and Phoenix Petroleum, respectively. Each of EAUC, CPPC, TMI, TMO, and TPVI has a fuel supply agreement with Shell and Phoenix Petroleum. The fuel prices under these agreements are pegged to the Mean of Platts Singapore index.

TLI has long-term coal supply contracts for both the performance and blending coal requirements of Pag 1 and 2. Likewise, a three-year coal supply contract for Pag 3 was signed in 2019.

TVI entered into a long-term coal supply agreement with one of its established coal sources after its successful test firing of another source of coal. Nevertheless, sourcing and evaluation of other coal sources are ongoing for supply diversification and security.

Likewise, TSI has annual coal supply contracts for its coal plant in Davao. It applies the same sourcing strategy as that of TLI and TVI where evaluation of other potential coal sources is being conducted in order to establish the most competitive and optimum fuel supply mix. GNPD, GMEC, STEAG Power, and CEDC also have long-term coal supply agreements.

Distribution Business

The rates at which the Distribution Utilities purchase electricity from affiliated Generation Companies are established pursuant to bilateral agreements. These agreements are executed after the relevant Generation Company has successfully bid for the right to enter into a PSA with a Distribution Utility. These agreements are entered into on an arm's length basis, on commercially reasonable terms, and are approved by ERC. ERC's regulations currently restrict AboitizPower's Distribution Utilities from purchasing more than 50% of their electricity requirements from affiliated Generation Companies.

To address long-term power supply requirements, Davao Light and Cotabato Light entered into 25-year PSCs with TSI for 100 MW and 5 MW, respectively, and started drawing their contracted capacity in September 2015. In June 2016, Davao Light and TSI filed a Joint Manifestation with ERC stating that they agreed to supplement and modify their supply contract to 108 MW.

In anticipation of higher demand and lower allocation from PSALM, Davao Light entered into a 10-year PSC with San Miguel Consolidated Power Corporation ("SMCPC") for a supply of 60MW in 2016. SMCPC began supplying the 60-MW contracted capacity in February 2018. Davao Light also renewed its CSEE with PSALM for a period of two years from 2021 to 2022 for 163 MW. To cover its peak demand requirement for 2018 to 2021, Davao Light conducted a Competitive Selection Process (CSP) for the Supply of 60MW which TMI won. Davao Light also

addressed the projected increase in load for 2020 by entering into an Emergency PSC with SMCPC for 50MW with a term of one year while waiting for the commercial operations of the wholesale spot market in Mindanao.

To address long-term power supply requirements, Visayan Electric entered into a 25-year EPPA with CEDC in October 2009 for the supply of 105 MW. In December 2010, Visayan Electric signed a five-year PSA with GCGI for the supply of 60 MW at 100% load factor which was extended for another ten years in October 2014. Visayan Electric also has a PPA with CPPC which was terminated on 26 August 2021. ERC allowed Visayan Electric to continue drawing power from CPPC under the terms and conditions of the PPA pending the approval of the 2013 PSA which has since been terminated and withdrawn considering that, in the absence of ERC approval, it has not become effective. Visayan Electric also has a PPA with CPPC which is set to expire in 2023 and a 15-year PSA with TVI for the supply of 150 MW beginning 2018.

Subic Enerzone Corporation conducted a CSP to reduce its WESM exposure. MPPCL won the 10MW PSA starting 26 December 2021.

In a similar matter, Lima Enerzone conducted its own CSP as replacement to its expiring contract. At the conclusion of the process, TLI won the contract at 7MW for five years starting in May 2021.

Malvar Enerzone sourced its power supply from the Wholesale Electricity Spot Market to meet the ecozone's power requirements until its electricity demand is stable.

The provisions of the Distribution Utilities' PPAs are governed by ERC regulations. The main provisions of each contract relate to the amount of electricity purchased, the price, including adjustments for various factors such as inflation indexes, and the duration of the contract. Distribution Utilities also enter into PSAs with various generation companies.

Transmission Charges

AboitizPower's Distribution Utilities have existing Transmission Service Agreements (TSAs) with the NGCP for the use of the latter's transmission facilities in the distribution of electric power from the Grid to its customers, which are valid until the dates specified below:

Distribution Utility	Valid until
Davao Light	25 January 2024
Lima Enerzone	25 July 2022
Mactan Enerzone	25 January 2025
Balamban Enerzone	25 January 2025
SFELAPCO	25 December 2023
Cotabato Light	25 August 2023
Visayan Electric	25 January 2024
Subic Enerzone	25 August 2023

The Distribution Utilities have negotiated agreements with the NGCP in connection with the security deposit to secure their obligations to the NGCP under the TSAs.

CUSTOMERS, ANALYSIS OF DEMAND AND RATES

Customers

Power Generation Business

As of 30 June 2021, out of the total electricity sold by AboitizPower's Generation Companies, approximately 89% is covered by bilateral and ancillary contracts with, among others, private distribution utilities, electric cooperatives, industrial and commercial companies, and the grid operator. The remaining, approximately 11%, is sold by the Generation Companies through the WESM.

Distribution Utilities Business

Please refer to pages 105-106 of the Prospectus for information on major customers of Distribution Utilities Businesses.

Retail Electricity Supply Business

As of 31 August 2021, AboitizPower's RES business has approximately 348 Contestable Customers with active contracts, from a wide number of industries, including property development, meat processing, semiconductors, steel, and cement. AboitizPower thus believes that this diversity will insulate its RES business from downturns in any one industry.

Rates

Rates charged by the Distribution Companies for sales of electricity to final customers are determined pursuant to regulations established by ERC. These ERC regulations establish a cap on rates that provide for annual, periodic, and extraordinary adjustments. Under EPIRA, the distribution utilities such as the Distribution Companies have been required to "unbundle" the electricity rates charged to customers in order to provide transparency in disclosing to customers the components of their monthly bills and to segregate (consistent with the mandate of the EPIRA) the components of the distribution business which will become competitive once the EPIRA is fully implemented (such as supply and metering services) and those which will remain monopolized (such as transmission and wheeling). As a result, the Distribution Companies are required to identify and separately disclose to customers each individual charge that forms part of the cost of providing electricity, including generation, transmission, systems loss, distribution, metering, and supply charges.

Each of the Distribution Companies classifies customers based on factors such as voltage level and demand level at which the electricity is supplied to such customers. Each customer is placed in a certain tariff level determined by the Distribution Companies within the guidelines provided by the ERC and is charged for electricity based on customer classification. Typically, industrial customers pay lower rates relative to the cost of providing services to them, while residential customers pay higher rates relative to the cost of providing services to them.

The following sets forth the material components of each Distribution Companies' monthly charges to customers:

Distribution charges. Previously, the distribution charges that the Distribution Companies collected from customers were computed with reference to the RORB rate-setting system. Under this system, distribution charges were determined based on the appraised value of a distribution utility's historical costs, with the maximum rate of return set at 12.0%. Rate-setting under this system had historically resulted in prolonged review periods by regulators before a final rate was approved, and often resulted in interested parties, such as consumer advocacy groups, contesting rates approved by Government regulators in court. In addition, the determination of the components of a utility's cost base was subject to revision by regulators, with certain material expenses, such as those for income tax, being excluded from the base.

To address the inefficiencies and legal controversies caused by the RORB rate-setting system, the ERC issued the RDWR in 2006, which sets out the manner in which PBR is to be implemented. Under PBR, the distribution-

related charges that a distribution utility collects from customers will be fixed by reference to the utility's projected revenues over a four-year regulatory period, which are reviewed and approved by the ERC and thereafter used to determine the utility's efficiency factor. For each year during the regulatory period, the distribution-related charges are adjusted upwards or downwards taking into consideration the utility's efficiency factor set and changes in overall consumer prices in the Philippines. As part of the implementation of PBR, the ERC has also implemented a performance incentive scheme whereby annual rate adjustments under PBR will also take into consideration the ability of a distribution utility to meet or exceed service performance targets set by the ERC, such as the average duration of power outages, the average time to provide connections to customers and the average time to respond to customer calls, with utilities being penalized for failing to meet these performance targets. During the 18 months prior to the PBR start date for each Distribution Company, each of them will undergo a regulatory reset process through which the PBR rate control arrangements are established based on documents submitted by each Distribution Company with the ERC, ERC resolutions, and consultations with the Distribution Company and the general public.

Transmission charges. These charges are the amounts paid by the Distribution Companies to the National Grid Corporation of the Philippines for the use of transmission facilities to transmit electricity from each Distribution Companies' electricity suppliers to the Distribution Companies' own transmission lines. Current ERC regulations allow the Distribution Companies to pass on to and recover from their customers the transmission charges paid by the Distribution Companies.

Under applicable laws and regulations, the Distribution Companies are required to allow use of their high-voltage distribution lines by others, including consumers within their franchise areas that are supplied by third parties. All users of the Distribution Companies' respective distribution lines must pay a wheeling fee for such use.

Generation charges. ERC regulations allow distribution utilities to pass through to their customers the full cost of electricity purchased from power generators, such as NPC and IPPs (including the Generation Companies).

Supply and metering charges. The Distribution Companies are currently allowed to charge their customers a fixed monthly amount that is meant to cover customer service-related costs, such as customer billing and collection services, and metering-related costs, such as meter installation, monitoring and reading. Customers are also required to provide deposits on meters that are installed to monitor their electric consumption. The ERC is currently contemplating opening supply and metering services to competition.

Systems loss charges. These charges relate to the electricity losses that each Distribution Company is allowed to recover from customers. Originally, ERC regulations allowed distribution companies to charge customers for electricity losses so long as electricity losses do not exceed 8.50%. If a Distribution Company's electricity losses exceed 8.50%, the Distribution Company will be unable to pass on to its customers the loss charges relating to losses in excess of the 8.50% ceiling.

Under ERC Resolution No. 20, Series of 2017, the ERC set anew the distribution system loss that a Distribution Company may recover from its customers through the system loss charge. This shall not exceed the sum of the actual sub-transmission and substation loss of the Distribution Company and the distribution feeder loss caps, as follows:

2018	6.50%
2019	6.25%
2020	6.00%
2021	5.50%

Others. Other charges collected from customers include: the universal charge, which is meant to cover Stranded Debt and Stranded Costs of the Power Sector Assets and Liabilities Corporation, among others, in accordance with the requirements of the EPIRA; the lifeline subsidy rate, which is an amount collected from end-users to cover subsidies granted to low-consumption, low-income customers; and the FIT-All rate which is an amount collected from end-users under the feed-in tariff system.

Customer Deposits

The bill deposit serves to guarantee payment of bills by a customer which is estimated to equal one month's consumption or bill of the customer. These deposits are refundable, together with the accrued interest, upon termination of the contract. If the deposits and the related accrued interest already exceed the customer's current monthly bills, a refund of the excess can also be made.

Both the Magna Carta and Distribution Services and Open Access Rules ("DSOAR") provide that residential and non-residential customers, respectively, must pay a bill deposit to guarantee payment of bills equivalent to their estimated monthly billing. The amount of deposit shall be adjusted after one year to approximate the actual average monthly bills. A customer who has paid his electric bills on or before due date for three consecutive years, may now apply for the full refund of the bill deposit, together with the accrued interests, prior to the termination of his service; otherwise, bill deposits and accrued interests shall be refunded within one month from termination of service, provided all bills have been paid.

In cases where the customer has previously received the refund of his bill deposit, and later defaults in the payment of his monthly bills, the customer shall be required to post another bill deposit with the distribution utility and lose his right to avail of the right to refund his bill deposit in the future until termination of service. Failure to pay the required bill deposit shall be a ground for disconnection of electric service.

Transformer and lines and poles deposits are obtained from certain customers principally as cash bond for the proper maintenance and care of the said facilities while under their exclusive use and responsibility. These deposits are non-interest bearing and are refundable only after the related contract is terminated and the assets are returned to the Company in their proper condition and all obligations and every account of the customer due to the Company shall have been paid.

Billing Procedures

The procedures used for billing and payment for electricity supplied to customers is determined by customer category. The length of the collection process varies slightly among the Distribution Companies. Meter readings and invoicing take place on a monthly basis. Bills are prepared from meter readings or on the basis of estimated usage under certain circumstances. Low voltage customers are billed within one to two days after the meter reading, with payment required within nine days after the delivery date. In case of non-payment, a notification of non-payment accompanied by the next month's invoice, is sent to the customer and a period of two days is provided to pay the amount owed to the relevant Distribution Company. If payment is not received within two days, the customers' electricity supply is suspended.

COMPETITION

Power Generation Business

AboitizPower believes the Philippines has long term energy requirements that will continue to grow. This will attract many competitors, including multinational development groups and equipment suppliers, to explore opportunities in power generation projects in the Philippines.

Based on ERC Resolution No. 05, Series of 2021, there are over 30 players representing a total installed capacity of 23,422 MW for the Philippine Grid. The largest is SMC Global Power (5,345 MW), a Subsidiary of San Miguel Corporation which was founded in 1890 and which, through time, has built strong stakeholder relationships and enjoyed long-running commercial success. AboitizPower is the second largest generation company by attributable installed capacity (3,882 MW). The third largest is First Gen Corporation (3,485 MW), which prides itself as one of the leading suppliers of renewable energy in the Philippines.

Retail Electricity Supply Business

Based on ERC's Competitive Retail Electricity Market Monthly Statistical Data as of July 2021, there are 44 RES companies and 25 Local RES companies participating in the Open Access markets in Luzon and Visayas. MPower

RES has the largest market share at 35.71%, with a contracted capacity of 1,463.51 MW. Its main strength is its affiliation as a subsidiary of the country's largest distribution utility, MERALCO, which has the financial and market strength, as well as goodwill, that comes from its size, long history, and dominance. AboitizPower, through its RES companies, has the second-largest market share at 20.32%,¹² with contracted capacity of 833.03 MW¹³ as of July 2021. The Ayala Group has the third largest market share at 13.10%, with a contracted capacity of 536.80 MW.

Distribution Business

Each of AboitizPower's Distribution Utilities currently has an exclusive franchise to distribute electricity in the areas covered by its franchise.

TRANSACTIONS WITH AND/OR DEPENDENCE ON RELATED PARTIES

AboitizPower and its Subsidiaries, in their regular conduct of business, have entered into transactions with Associates and other related parties principally consisting of professional and technical services, power sales and purchases, advances, various guarantees, construction contracts, aviation services, and rental fees. These are made on an arm's-length basis as of the time of the transactions.

Details of the significant account balances of the foregoing related party transactions of the Power Group can be found in the consolidated financial statements of the AboitizPower.

GOVERNMENT APPROVALS, PATENTS, COPYRIGHTS, FRANCHISES

AboitizPower and its Subsidiaries have secured all material permits required to operate its businesses. These are further discussed below.

Generation Business

Power generation is not considered a public utility operation under RA No. 9136 or the Electric Power Industry Reform Act of 2001 ("EPIRA"). Thus, a national franchise is not needed to engage in the business of power generation. Nonetheless, no person or entity may engage in the generation of electricity unless such person or entity has secured a COC from the ERC to operate a generation facility and has complied with the standards, requirements and other terms and conditions set forth in the said COC.

In its operations, a generation company is required to comply with technical, financial and environmental standards. It shall ensure that facilities connected to the Grid meet the technical design and operation criteria of the Philippine Grid Code, Philippine Distribution Code, and Philippine Electrical Code. It shall also conform to financial standards and comply with applicable environmental laws, rules and regulations.

Cotabato Light has its own generation facilities and are required under the EPIRA to obtain a COC. Davao Light's generation facility was decommissioned on 26 November 2018. For IPPAs such as TLI, the COCs issued to the IPPs of the relevant generation facilities are deemed issued in favor of the IPPAs. As such, the IPPAs are also bound to comply with the provisions of the Philippine Grid Code, Philippine Distribution Code, WESM rules, and applicable rules and regulations of ERC.

AboitizPower's HEPPs are also required to obtain water permits from NWRB for the water flow used to run their respective hydroelectric facilities. These permits specify the source of the water flow that the Generation Companies can use for their hydroelectric generation facilities, as well as the allowable volume of water that can be used from the source of the water flow. Water permits have no expiration date and require their holders to comply with the terms of the permit with regard to the use of the water flow and the allowable volume.

¹²Excluding SFELAPCO which is 20.284% owned by AboitizPower.

¹³ Excluding SFELAPCO which is 20.284% owned by AboitizPower.

AboitizPower, its Subsidiaries, and Affiliates are in various stages of development of several projects. Some of these projects have been awarded renewable energy service contracts by DOE.

The Generation Companies and Cotabato Light possess COCs for their power generation businesses, details of which are as follows:

Document	Issued under the Name of	Name	Power Plant				Economic Life/Term of COC	Date of Issuance
			Type	Location	Capacity	Fuel		
COC No. 18-12-M-00330L	Hedcor, Inc.	Irisan 3	Hydroelectric Power Plant	Tadiangan, Tuba, Benguet	1.20 MW	Hydro	5 November 2018 – 4 November 2023	11 December 2018
COC No.18-12-M-00334L	Hedcor, Inc.	Bineng 3	Hydroelectric Power Plant	Bineng, La Trinidad, Benguet	5.625 MW	Hydro	5 November 2018 – 4 November 2023	11 December 2018
COC No. 18-12-M-00329L	Hedcor, Inc.	Ampohaw	Hydroelectric Power Plant	Banengbeng, Sablan, Benguet	8.00 MW	Hydro	5 November 2018 – 4 November 2023	11 December 2018
COC No. 18-12-M-00336L	Hedcor, Inc.	Salangan	Hydroelectric Power Plant	Ampuca, Itogon, Benguet	2.40 MW	Hydro	5 November 2018 – 4 November 2023	11 December 2018
COC No. 17-04-M-00032L	Hedcor, Inc.	Irisan 1	Hydroelectric Power Plant	Brgy. Tadiangan, Tuba, Benguet	3.89 MW	Hydro	30 April 2017 – 29 April 2022	19 April 2017
COC No. 20-08-M-00061M	Hedcor, Inc.	Talomo 1	Hydroelectric Power Plant	Brgy. Malagos, Davao City	1 MW	Hydro	16 February 2020 – 15 February 2025	12 August 2020
COC No. 20-08 -M-00062M	Hedcor, Inc.	Talomo 2	Hydroelectric Power Plant	Brgy. Mintal, Davao City	0.6 MW	Hydro	16 February 2020 – 15 February 2025	12 August 2020
COC No. 20-08 -M-00063M	Hedcor, Inc.	Talomo 2A	Hydroelectric Power Plant	Upper Mintal, Davao City	0.65 MW	Hydro	16 February 2020 – 15 February 2025	12 August 2020
COC No. 20-08-M-00064M	Hedcor, Inc.	Talomo 2B	Hydroelectric Power Plant	Upper Mintal, Davao City	0.3 MW	Hydro	16 February 2020 – 15 February 2025	12 August 2020

Document	Issued under the Name of	Power Plant					Economic Life/Term of COC	Date of Issuance
		Name	Type	Location	Capacity	Fuel		
COC No. 20-08-M-00065M	Hedcor, Inc.	Talomo 3	Hydroelectric Power Plant	Catalunan, Pequeño, Davao City	1.92 MW	Hydro	16 February 2020 - 15 February 2025	12 August 2020
COC No. 18-12-M-00327L	Hedcor, Inc.	Ferdinand L. Singit Plant	Hydroelectric Power Plant	Poblacion, Bakun, Benguet	6.40 MW	Hydro	5 November 2018 - 4 November 2023	11 December 2018
COC No. 18-12-M-00335L	Hedcor, Inc.	Lower Labay	Hydroelectric Power Plant	Ampusongan, Bakun, Benguet	2.40 MW	Hydro	5 November 2018 - 4 November 2023	11 December 2018
COC No. 18-12-M-00328L	Hedcor, Inc.	Lon-oy	Hydroelectric Power Plant	Poblacion, Bakun, Benguet	3.60 MW	Hydro	5 November 2018 - 4 November 2023	11 December 2018
Provisional Authority to Operate	Hedcor, Inc.	La Trinidad Hydro	Hydroelectric Power Plant	La Trinidad, Benguet	20.4 MW	Hydro	5 October 2020 - 6 October 2021	6 October 2020
COC No. 15-05-M-56M	Hedcor Sibulan, Inc.	Sibulan A Hydro – Unit 1	Hydroelectric Power Plant	Brgy. Sibulan, Sta. Cruz, Davao del Sur	8.164 MW	Hydro	1 year for the Provisional Authority to Operate 25 years	February 2020
		Sibulan A Hydro – Unit 2			8.164 MW			
COC No. 15-05-M-54M	Hedcor Sibulan, Inc.	Sibulan B Hydro – Unit 1	Hydroelectric Power Plant	Brgy. Sibulan, Sta. Cruz, Davao del Sur	13.128 MW	Hydro	1 year for the Provisional Authority to Operate 25 years	November 2020
		Sibulan B Hydro – Unit 2			13.128 MW			
COC No. 19-03-M-00346M	Hedcor Sibulan, Inc.	Tudaya 1	Hydroelectric Power Plant	Sta. Cruz, Davao del Sur	6.65 MW	Hydro	10 March 2019 - 9 March 2024	5 March 2019
COC No. 18-06-M-00017L	Luzon Hydro Corporation	Bakun AC Hydro Plant	Hydroelectric Power Plant	Amilongan, Alilem, Ilocos Sur	74.80 MW	Hydro	30 July 2018 - 29 July 2023	20 June 2018
COC No. 19-03-M-00013M	Hedcor Tudaya, Inc.	Tudaya 2 – Unit 1	Hydroelectric Power Plant	Sta. Cruz, Davao del Sur	5.362 MW	Hydro	11 April 2019 - 10 April 2024	5 March 2019
		Tudaya 2 – Unit 2			2.775 MW	Hydro		
COC No. 15-09-M-00023L	Hedcor Sabangan, Inc.	Sabangan Hydro	Hydroelectric Power Plant	Brgy. Namatec, Sabangan, Mountain Province	14.96 MW	Hydro	1 year from PAO issuance	28 September 2021 (Provisional Authority)

Document	Issued under the Name of	Power Plant					Economic Life/Term of COC	Date of Issuance
		Name	Type	Location	Capacity	Fuel		
COC No. 19-06-M-00174M	Hedcor Bukidnon, Inc.	Manolo Fortich 1 Hydro	Hydroelectric Power Plant	Brgy. Santiago, Manolo Fortich, Bukidnon	45.936 MW	Hydro	18 June 2019 - 17 June 2024	18 June 2019
COC No. 19-06-M-00175M	Hedcor Bukidnon, Inc.	Manolo Fortich 2 Hydro	Hydroelectric Power Plant	Brgy. Dalirig, Manolo Fortich, Bukidnon	27.387 MW	Hydro	18 June 2019 - 17 June 2024	18 June 2019
COC No. 17-04-M-15911M	Cotabato Light and Power Company, Inc.	N/A	Bunker C-Fired Diesel Engine	CLPC Compound, Sinsuat Ave., Rosary Heights I, Cotabato City	9.927 MW	Diesel / Bunker C	10 January 2017 - 9 January 2022	19 April 2017
			Blackstart		10 kW	Diesel		
COC No. 18-03-M-00002V	East Asia Utilities Corporation	N/A	Bunker C/Diesel Fired Power Plant	Barrio Ibo, MEPZ 1, Lapu-Lapu City, Cebu	49.60 MW	Bunker C/ Diesel	11 June 2018 – 10 June 2023	27 March 2018
COC No. 18-03-M-00001V	Cebu Private Power Corporation	N/A	Bunker C/Diesel Fired Power Plant	Old Veco Compound, Brgy. Ermita, Carbon, Cebu City	70.59 MW	Bunker C/ Diesel	4 June 2018 – 3 June 2023	27 March 2018
COC No. 18-12-M-00020M	Western Mindanao Power Corporation	N/A	Bunker C- Fired Power Plant	Malasugat, Sangali, Zamboanga City	112 MW	Bunker C/Diesel	27 August 2018 – 26 August 2023	4 December 2018
		N/A	Blackstart		160 kW	Diesel		
COC No. 18-12-M-00021M	Southern Philippines Power Corporation	N/A	Bunker C- Fired Diesel Power Plant	Brgy. Baluntay, Alabel, Sarangani Province	61.72 MW	Bunker C/ Diesel	27 August 2018 – 26 August 2023	4 December 2018
			Blackstart		160 kW	Diesel		
Provisional Authority to Operate	SN Aboitiz Power – Magat, Inc. (Magat Hydroelectric	Magat Hydroelectric Power Plant – Unit 1	Hydroelectric Power Plant	Ramon, Isabela and A. Lista, Ifugao	90 MW	Hydro	29 November 2020-28 November 2021	18 November 2021*
		Magat Hydroelectric Power Plant – Unit 2			90 MW			
		Magat Hydroelectric Power Plant – Unit 3			90 MW			

Document	Issued under the Name of	Power Plant					Economic Life/Term of COC	Date of Issuance
		Name	Type	Location	Capacity	Fuel		
	Power Plant)	Magat Hydroelectric Power Plant – Unit 4			90 MW			
		Magat Hydroelectric Power Plant	Blackstart		600 kW	Diesel	29 November 2020-28 November 2021	
COC No. 18-04-M-00150L	SN Aboiti Power – Magat, Inc.	Maris Main Canal I Hydroelectric Power Plant	Hydroelectric Power Plant	Brgy. Ambatali, Ramon, Isabela	8.50 MW	Hydro	4 April 2018 – 3 April 2023	4 April 2018
COC No. 17-03-M-00309L	SN Aboitiz Power – Benguet, Inc.	Binga Hydroelectric Power Plant – Unit 1	Hydroelectric Power Plant	Brgy. Tinongdan, Itogon, Benguet	35.02 MW	Hydro	12 March 2017 - 11 March 2022	9 March 2017
		Binga Hydroelectric Power Plant – Unit 2	Hydroelectric Power Plant		35.02 MW			
		Binga Hydroelectric Power Plant – Unit 3	Hydroelectric Power Plant		35.02 MW			
		Binga Hydroelectric Power Plant – Unit 4	Hydroelectric Power Plant		35.02 MW			
		Binga Hydroelectric Power Plant	Blackstart Generator Set		320 KW	Diesel		
		Binga Hydroelectric Power Plant	Diesel Auxiliary Generator Set		330.40 KW	Diesel		
Provisional Authority to Operate	SN Aboitiz Power – Benguet, Inc.	Ambuklao Hydroelectric Power Plant – Unit 1	Hydroelectric Power Plant	Brgy. Ambuklao, Bokod, Benguet	34.85 MW	Hydro	31 August 2021 to 30 August 2022	ERC will still issue the PAO
		Ambuklao Hydroelectric Power Plant – Unit 2			34.85 MW			
		Ambuklao Hydroelectric Power Plant – Unit 3			34.85 MW			

Document	Issued under the Name of	Power Plant					Economic Life/Term of COC	Date of Issuance
		Name	Type	Location	Capacity	Fuel		
		Ambuklao Hydroelectric Power Plant	Auxiliary Generator Set		320 KW	Diesel		
		Ambuklao Hydroelectric Power Plant	Blackstart Generator Set		314 KW	Diesel		
COC No. 16-06-M-00016M	STEAG State Power, Inc.	N/A	Coal Fired Power Plant	Phividec Industrial Estate, Balascanas, Villanueva, Misamis Oriental	232 MW	Coal	30 August 2016 - 29 August 2021	13 June 2016
			Emergency Generating Set		1.25 MW	Diesel		
COC No. 15-03-S-00013M	STEAG State Power, Inc.	N/A	Diesel Engine	Phividec Industrial Estate, Villanueva, Misamis Oriental	400 kW	Diesel	25 years	25 March 2015*
COC No. 15-05-M-00007L	AP Renewables, Inc.	Makban – Bay, Plant A	Geothermal Power Plant	Brgy. Bitin, Bay, Laguna	63.2 MW	Geothermal Steam	23 years	4 May 2015*
		Makban – Bay, Plant A			63.2 MW			
		Makban – Bay, Plant D			20.0 MW			
		Makban – Bay, Plant D			20.0 MW			
COC No. 15-05-M-00008L	AP Renewables, Inc.	Makban – Calauan, Plant B	Geothermal Power Plant	Brgy. Limao, Calauan, Laguna	63.2 MW	Geothermal Steam	23 years	4 May 2015*
		Makban – Calauan, Plant B			63.2 MW			
		Makban – Calauan, Plant C			55.0 MW			
		Makban – Calauan, Plant C			55.0 MW			
COC No. 15-05-M-00009L	AP Renewables, Inc.	Makban – Sto. Tomas, Plant E	Geothermal Power Plant	Brgy. Sta. Elena, Sto. Tomas, Batangas	20.0 MW	Geothermal Steam	23 years	4 May 2015*
		Makban – Sto. Tomas, Plant E			20.0 MW			

Document	Issued under the Name of	Power Plant					Economic Life/Term of COC	Date of Issuance
		Name	Type	Location	Capacity	Fuel		
COC No. 15-11-M-00028L	AP Renewables, Inc.	Plant A, Unit 1	Geothermal Power Plant	Brgy. Naga, Tiwi, Albay	60 MW	Geothermal Steam	25 years	26 November 2015**
		Plant A, Unit 2			60 MW			26 November 2015**
COC No. 15-11-M-286rL	AP Renewables, Inc.	Plant C, Unit 5	Geothermal Power Plant	Brgy. Cale, Tiwi, Albay	57 MW	Geothermal Steam	25 years	26 November 2015**
		Plant C, Unit 6			57 MW			26 November 2015**
COC No. 17-05-M-00105L	AP Renewables, Inc.	MakBan Binary 1	Geothermal Power Plant	Brgy. Sta. Elena, Sto. Tomas, Batangas	7.0 MW	Brine	7 November 2016 - 6 November 2021	15 May 2017*
COC No. 16-03-M-00286ggM	Therma Marine, Inc.	Mobile 1	Diesel Power Plant	Brgy. San Roque, MACO, Compostela Valley	100.33 MW	Diesel	25 years	30 March 2016
			Blackstart		1.68 MW	Diesel	5 years	
COC No. 16-03-M-00286bbM	Therma Marine, Inc.	Mobile 2	Diesel Power Plant	Brgy. Nasipit, Agusan del Norte	100.33 MW	Diesel	25 years	30 March 2016
			Blackstart		1.68 MW	Diesel	5 years	
COC No. 17-07-M-00305L	Therma Mobile, Inc.	Barge 1/ Mobile 3	Bunker C-Fired Diesel Power Plant	Navotas Fish Port Complex, Navotas, Metro Manila	66 MW	Bunker C/ Diesel	9 July 2017 - 8 July 2022	22 June 2017
COC No. 17-07-M-00306L	Therma Mobile, Inc.	Barge 2/ Mobile 4	Bunker C-Fired Diesel Power Plant	Navotas Fish Port Complex, Navotas, Metro Manila	56 MW	Bunker C/ Diesel	9 July 2017 - 8 July 2022	22 June 2017
COC No. 17-07-M-00307L	Therma Mobile, Inc.	Barge 3/ Mobile 5	Bunker C-Fired Diesel Power Plant	Navotas Fish Port Complex, Navotas, Metro Manila	57 MW	Bunker C/ Diesel	9 July 2017 - 8 July 2022	22 June 2017
COC No. 17-07-M-00308L	Therma Mobile, Inc.	Barge 4/ Mobile 6	Bunker C-Fired Diesel Power Plant	Navotas Fish Port Complex, Navotas, Metro Manila	52 MW	Bunker C/ Diesel	9 July 2017 - 8 July 2022	22 June 2017
	Therma Power-	Naga Oil-Fired Power Plant (NOPP)	Oil-Fired Power Plant	Brgy. Colon,	44.58 MW	Bunker C	6 January 2021 – 5 January 2022	16 December 2020

Document	Issued under the Name of	Power Plant					Economic Life/Term of COC	Date of Issuance
		Name	Type	Location	Capacity	Fuel		
Provisional Authority to Operate	Visayas, Inc.	Blackstart Diesel Engine Generating Unit	Blackstart	Naga City, Cebu	440 kW	Diesel		
COC No. 15-09-M-00022M	Therma South, Inc.	Unit 1	Coal Fired Power Plant	Brgy. Binugao, Toril District, Davao City	150 MW	Coal	19 January 2016 - 31 August 2020	19 January 2016 *
		Unit 2			150 MW	Coal		
COC No. 19-09-S-03902V	Therma Visayas, Inc.	N/A	Diesel Power Plant	Brgy. Bato, Toledo City, Cebu	1.275 MW	Diesel	20 September 2019 - 19 September 2024	20 September 2019
COC No. 19-06-M-00176V	Therma Visayas, Inc.	Therma Visayas Circulating Fluidized Bed Coal-Fired Power Plant	Circulating Fluidized Bed Coal-Fired Power Plant	Sitio Looc, Brgy. Bato, Toledo City, Cebu	353.94 MW	Coal	15 April 2019 - 14 April 2024	26 June 2019
COC No. 19-07-M-00040L	TeaM Energy Corporation	Pagbilao Coal Fired Power Plant	Coal Fired Thermal Power Plant	Isla Grande, Ibabang Polo, Pagbilao, Quezon	751.4 MW	Coal	20 July 2019 - 19 July 2024	9 July 2019
			Black Start		800 kW	Diesel		
COC No. 18-02-M-00145L	Pagbilao Energy Corporation	Pagbilao Unit 3 Coal Fired Thermal Power Plant	Coal Fired Thermal Power Plant	Isla Grande, Ibabang Polo, Pagbilao, Quezon	420 MW	Coal	20 February 2018 - 19 February 2023	20 February 2018
			Blackstart		1.04 MW	Diesel		
COC No. 17-11-M-00282L	GNPower Marivelses Coal Plant Ltd. Co.	Unit 1	Coal Fired Power Plant	Brgy. Alasasin, Mariveles, Bataan	325.8 MW	Coal	3 December 2017 - 2 December 2022	21 November 2017
		Unit 2			325.8 MW			
		N/A	Blackstart		1.68 MW	Diesel		
COC No. 16-12-M-00101V	San Carlos Sun Power Inc.	N/A	Solar Power Plant	Brgy. Punao, San Carlos City	58.981 MWp	Solar	14 July 2016 - 13 July 2021*	20 December 2016
COC No. 15-02-GN 53-16751V	Cebu Energy Development Corporation	N/A	Coal-Fired Thermal Power Plant	Brgy. Daanlungsod, Toledo City, Cebu	251.1 MW	Coal	16 February 2015 - 15 February 2020*	16 February 2015 - 15 February 2020*
			Blackstart		920kW	Diesel		

*With a Provisional Authority to Operate ("PAO"). Awaiting issuance of renewal of COC from ERC.
** Ongoing ERC Technical Inspection for the issuance of PAO or renewed COC.

Distribution Business

Under the EPIRA, the business of electricity distribution is a regulated public utility business that requires a national franchise that can be granted only by Congress. In addition to the legislative franchise, a CPCN from the ERC is also required to operate as a public utility. However, distribution utilities operating within economic zones are not required to obtain a franchise from Congress, but must be duly registered with PEZA in order to operate within the economic zone.

All Distribution Utilities are required to submit to the ERC a statement of their compliance with the technical specifications prescribed in the Distribution Code, which provides the rules and regulations for the operation and maintenance of distribution systems) and the performance standards set out in the implementing rules and regulations of the EPIRA.

Shown below are the respective expiration periods of the Distribution Utilities' legislative franchises:

DU	Franchise	Term	Expiry
Visayan Electric	RA No. 9339	25 years from effectivity of RA No. 9339. (RA No. 9339 was approved on 01 September 2005.)	Valid until 24 September 2030
	ERC Certificate No. CPCN-09-01 (ERC Decision dated 26 January 2009, ERC Case No. 2008-095 MC).	25 years, or from 24 September 2005 to 24 September 2030	
Davao Light	RA No. 8960	25 years from effectivity of RA No. 8960, or from 07 September 2000	Valid until 07 September 2025
	ERC CPCN Decision dated 26 February 2002, ERC Case No. 2001-792	25 years, or from September 7, 2000 to 07 September 2025	
	R.A. No. 11515	25 years from expiration of the term granted under RA No. 8960, or from 07 September 2025 to 07 September 2050 (Lapsed into law 26 December 2020.)	Valid until 07 September 2050
Cotabato Light	RA No. 10637	25 years from effectivity of RA No. 10637, as amended (RA No. 10637 was approved on 16 June 2014.)	Valid until 16 June 2039
	ERC Certificate No. CPCN-14-01 (ERC Decision dated 09 December 2019, ERC Case No. 2013-063 MC)	25 years, or from 17 June 2014 or until 16 June 2039	
SFELAPCO	RA No. 9967	25 years from effectivity of RA No. 9967 (Lapsed into law on 06 February 2010)	Valid until 23 March 2035
	ERC Certificate No. CPCN-10-01 (ERC Decision dated 31 August 2010, ERC Case No. 2010-029 MC)	25 years, or from 24 March 2010 to 26 March 2035	
SEZ	Distribution Management Service Agreement (DMSA) between Subic Enerzone and joint venture of AEV-Davao Light	Notarized on 15 May 2003. Term of the DMSA is 25 years.	Valid until 15 May 2028

Mactan Enerzone, Balamban Enerzone, Lima Enerzone, and Malvar Enerzone, which operate the power distribution utilities in MEPZ II, WCIP-SEZ, LTC, and LISP IV respectively, are duly registered with PEZA as Ecozone

Utilities Enterprises.

Retail Electricity Supply Business

Like power generation, the business of supplying electricity is not considered a public utility operation under EPIRA, but is considered a business affected with public interest. As such, EPIRA requires all suppliers of electricity to end-users in the contestable market, other than distribution utilities within their franchise areas, to obtain a license from ERC. With the implementation of Open Access in 2013, AboitizPower’s RES Subsidiaries, AESI, AdventEnergy, SN Aboitiz Power – RES, and Prism Energy, obtained separate licenses to act as RES and Wholesale Aggregator.

New Projects

GNPD started the construction of Unit 1 in September 2016. The partnership also proceeded with the expansion of the power plant and achieved its financial closing for Unit 2 in December 2017. Unit 1 is expected to commence commercial operations by the third quarter of 2021. Unit 2 is expected to synchronize and earn commissioning revenues by the second quarter of 2021 and to commence commercial operations by the fourth quarter of 2021.

Trademarks

AboitizPower and its Subsidiaries own, or have pending applications for the registration of, intellectual property rights for various trademarks associated with their corporate names and logos. The following table sets out information regarding the trademark applications the Company and its Subsidiaries have filed with the Philippine IPO and their pending trademark applications abroad.

Philippine IPO

Trademarks	Owner	Date Filed	Registration No./Date Issued	Description	Status
A Better Future word mark (Class Nos. 39, 40 and 42)	Aboitiz Power Corporation	23 April 2010 Request for renewal filed on 23 October 2020	4-2010-004383 11 November 2010 Mark renewed on 11 November 2020	Application for the word mark “A Better Future”.	Registered
Better Solutions word mark (Class Nos. 39, 40 and 42)	Aboitiz Power Corporation	23 April 2010 Request for renewal filed on 23 October 2020	4-2010-004384 11 November 2010 Mark renewed on 11 November 2020	Application for the word mark “A Better Solutions”.	Registered
AboitizPower word mark (Class Nos. 39, 40 and 42)	Aboitiz Power Corporation	23 April 2010 Request for renewal filed on 23 October 2020	4-2010-004385 11 November 2010 Mark renewed on 11 November 2020	Application for the word mark “AboitizPower”.	Registered
AboitizPower Spiral Device (Class Nos. 39, 40 and 42)	Aboitiz Power Corporation	23 April 2010	4-2010-004380 10 February 2011 Application for renewal filed on 10 February 2021	Application for the device mark “AboitizPower Spiral and Device”, with color claim. The representation of a spiral rendered in blue.	Registered
Cleanergy word mark (Class No. 40)	Aboitiz Power Corporation	19 October 2001	4-2001-007900 13 January 2006	Application for the word mark “Cleanergy”.	Registered

Trademarks	Owner	Date Filed	Registration No./Date Issued	Description	Status
			Mark renewed on 13 January 2016		
Cleanergy word mark (Class Nos. 39 and 42)	Aboitiz Power Corporation	16 January 2019	4-2019-000850 09 June 2019	Application for the word mark "Cleanergy" for the additional goods and services under Class Nos. 39 and 42.	Registered
Cleanergy Get It and Device (Class Nos. 39, 40 and 42)	Aboitiz Power Corporation	23 April 2010 Request for renewal filed on 23 October 2020	4-2010-004381 11 November 2010 Mark renewed on 11 November 2020	Application for the device mark "Cleanergy Get it and Device". The word "Cleanergy", with color claim. The phrase "get it" below it with both words endorsed by representation of a thumbs up sign. The whole mark is rendered in two shades of green.	Registered
Cleanergy Got It and Device (Class Nos. 39, 40 and 42)	Aboitiz Power Corporation	23 April 2010 Request for renewal filed on 23 October 2020	4-2010-004382 11 November 2010 Mark renewed on 11 November 2020	Application for the device mark "Cleanergy got it and device". The word "Cleanergy" with the phrase "got it" below it with both words endorsed by representation of a thumbs up sign. The whole mark is rendered in two shades of green.	Registered
AboitizPower and Device (Class Nos. 39, 40 and 42)	Aboitiz Power Corporation	23 April 2010	4-2010-004379 10 February 2011 Application for renewal filed on 10 February 2021	Application for the device mark "AboitizPower and Device", with color claim.	Registered
Subic EnerZone Corporation and Logo (Class No. 39)	Subic EnerZone Corporation	6 July 2006	4-2006-007306 20 August 2007 Mark renewed on 20 August 2017	Trademark application for Subic EnerZone Corporation and Logo, with color claim (blue and yellow). The mark consists of the words "SUBIC ENERZONE" in Fujiyama extra bold font with the word "CORPORATION" below it, also in Fujiyama font, rendered in cobalt medium blue color, and a representation of the letter "S" taking the shape of a flame (the company	Registered

Trademarks	Owner	Date Filed	Registration No./Date Issued	Description	Status
				logo) above the words. The logo is likewise rendered in the cobalt medium blue color in a yellow background.	
Subic EnerZone Corporation and Logo (Class No. 39)	Subic EnerZone Corporation	6 July 2006	4-2006-007305 20 August 2007 Mark renewed on 20 August 2017	Application for the Subic EnerZone Corporation word mark and device (gray). The mark consists of the words "SUBIC ENERZONE" in Fujiyama extra bold font with the word "CORPORATION" below it, also in Fujiyama font, and a representation of the letter "S" taking the shape of a flame (the company logo) above the words.	Registered
Subic EnerZone Corporation word mark (Class No. 39)	Subic EnerZone Corporation	6 July 2006	4-2006-007304 04 June 2007 Mark renewed on 04 June 2017	Application for the word mark "Subic EnerZone Corporation".	Registered
Cotabato Light Logo (Class No. 39)	Cotabato Light and Power Corporation	29 May 2019	4-2019-502915 20 October 2019	Application for the logo "Cotabato Light"	Registered
Davao Light Logo (Class No. 39)	Davao Light and Power Corporation	29 May 2019	4-2019-502917 20 October 2019	Application for the logo "Davao Light"	Registered
Balamban Enerzone Logo (Class No. 39)	Balamban Enerzone Corporation	29 May 2019	4-2019-502910 10 February 2020	Application for the logo "Balamban Enerzone"	Registered
Mactan Enerzone Logo (Class No. 39)	Mactan Enerzone Corporation	29 May 2019	4-2019-502911 20 February 2020	Application for the logo "Mactan Enerzone"	Registered
Lima Enerzone Logo (Class No. 39)	Lima Enerzone Corporation	29 May 2019	4-2019-502912 20 February 2020	Application for the logo "Lima Enerzone"	Registered
Malvar Enerzone Logo (Class No. 39)	Malvar Enerzone Corporation	29 May 2019	4-2019-502913 20 February 2020	Application for the logo "Malvar Enerzone"	Registered
Subic Enerzone Logo (Class No. 39)	Subic Enerzone Corporation	29 May 2019	4-2019-502914 20 October 2019	Application for the logo "Subic Enerzone"	Registered
Visayan Electric Logo (Class No. 39)	Visayan Electric Company, Inc.	29 August 2019	4-2019-015288 29 December 2019	Application for the logo "Visayan Electric"	Registered
MORE (Class 35)	Manila-Oslo Renewable Enterprise, Inc.	10 October 2018	4-2018-00018077 21 February 2019	Application for the logo "MORE" in dark blue	Registered
SN ABOITIZ POWER GROUP (Class 35 & 40)	Manila-Oslo Renewable Enterprise, Inc., SN Aboitiz Power-Magat, Inc. and	10 October 2018	4-2018-00018076 5 February 2019	Application for the logo "SN ABOITIZ POWER GROUP" in black, grey and white	Registered

Trademarks	Owner	Date Filed	Registration No./Date Issued	Description	Status
	SN Aboitiz Power-Benguet, Inc.				
SN ABOITIZ POWER-BENGUET, INC.	SN Aboitiz Power-Benguet, Inc.	30 April 2014	4-2014-00005209 29 December 2016	Application for the Logo "SN ABOITIZ POWER-BENGUET, INC."	Registered
SNAP ABOITIZ POWER-MAGAT, INC.	SN Aboitiz Power-Magat, Inc.	30 April 2014	4-2014-00005208 09 March 2017	Application for the Logo "SNAP ABOITIZ POWER-MAGAT, INC."	Registered
	SN Aboitiz Power-Magat, Inc.	23 November 2017	4-2017-00018969 07 June 2018	Application for Logo	Registered

International Trademarks (Non-Madrid Protocol)

AboitizPower has the following registered international trademarks:

Trademarks	Country of Application
Cleanergy	Indonesia
AboitizPower	Myanmar
Aboitiz Power and Device	Myanmar
Cleanergy	Myanmar
Cleanergy Get It	Myanmar
Cleanergy Got It	Myanmar

The abovementioned trademarks are also in the process of being registered in Malaysia.

International Trademarks Application (Madrid Protocol)

AboitizPower has the following registered international trademarks from applications under the Madrid Protocol:

Trademarks	Country of Application
AboitizPower Word Mark (Class Nos. 39, 40, 42)	World Intellectual Property Office ("WIPO")
AboitizPower A Better Future (Class Nos. 39, 40, 42)	Vietnam
Cleanergy Word Mark (Class Nos. 39, 40, 42)	WIPO
Cleanergy Get It Device (Class Nos. 39, 40, 42)	WIPO
Cleanergy Get It Device (Class Nos. 39, 40, 42)	Vietnam

Trademarks	Country of Application
Cleanergy Got It Device (Class Nos. 39, 40, 42)	WIPO

AboitizPower also has the following pending international trademark applications under the Madrid Protocol:

Trademarks	Country of Application
AboitizPower Word Mark (Class Nos. 39, 40, 42)	Vietnam
AboitizPower Word Mark (Class Nos. 39, 40, 42)	Indonesia
AboitizPower A Better Future (Class Nos. 39, 40, 42)	WIPO
AboitizPower A Better Future (Class Nos. 39, 40, 42)	Indonesia
Cleanergy Word Mark (Class Nos. 39, 40, 42)	Vietnam
Cleanergy Get It Device (Class Nos. 39, 40, 42)	Indonesia
Cleanergy Got It Device (Class Nos. 39, 40, 42)	Vietnam
Cleanergy Got It Device (Class Nos. 39, 40, 42)	Indonesia

EFFECTS OF EXISTING OR PROBABLE GOVERNMENT REGULATIONS ON THE BUSINESS

AboitizPower and its Subsidiaries are subject to the laws governing all Philippine corporations, such as corporation law, securities law, tax laws, and the Local Government Code. All Philippine corporations are also subject to labor laws and social legislation, including RA No. 11199 or the Social Security Act of 2018, RA No. 10606 or the National Health Insurance Act of 2013, RA No. 11223 or the Universal Health Care Act, RA No. 9679 or the Home Development Mutual Fund Law of 2009, the Philippine Labor Code and its implementing rules and regulations, and other labor-related laws, regulations, and mandated work-related programs of DOLE.

The Aboitiz Group closely monitors its compliance with the Applicable Laws and Government regulations affecting its businesses.

Independent Electric Market Operator (IEMO)

On 22 October 2020, the DOE promulgated Department Circular No. DC2020-10-0021, which adopted amendments to the WESM Rules for the implementation of an Independent Market Operator.

Implementation of the Performance-based Rating-setting Regulation (PBR)

On 22 December 2015, Matuwid na Singil sa Kuryente Consumer Alliance, Inc. (MSK) filed a petition for rulemaking entitled In the Matter of Petition for Rules Change in Rate Setting Methodology for Distribution Wheeling Rate - Repeal of the Performance- Based Rate Making (PBR) Regulation and Return to Previous Return-on-Rate-Base (RORB) with Modification, docketed as ERC Case No. 2015-008RM. Public consultations were held on various dates in Metro Manila, Cebu and Davao. ERC also conducted Power 101 and PBR briefing sessions to various other consumer groups who said that they cannot intelligently comment on the PBR rules without understanding the concepts.

In June 2019, ERC posted for comments its draft Rules for Setting Distribution Wheeling Rates and Issues Paper for the Regulatory Reset of the First Entry Group (MERALCO, Cagayan Electric & Light Co., Inc., and Dagupan Electric). Various public consultations were held in the month of July 2019. However, during the 29 July 2019 PBR public consultation, MSK called the attention of ERC to act first on its 2015 petition on rate methodology before proceeding with the reset process. ERC issued its Decision dated 24 September 2020 on MSK's petition denying its petition to revert to RORB, without prejudice to its right to submit its comments in the revision of the rules during the next rate reset process of the distribution utilities.

Due to the rules change on PBR, all AboitizPower Distribution Utilities have not undergone regulatory reset starting from the third regulatory period. In January 2020, ERC requested private distribution utilities to submit

actual or historical expenditure covering the lapsed period. Due to the lockdown and quarantine restrictions, as well as unresolved clarifications as to what has to be provided to the ERC raised by distribution utilities to the ERC through clarificatory meetings, private distribution utilities were not able to provide the data within the timeframe given by ERC.

In relation to this, the ERC issued show cause orders, all dated 29 October 2020, against Cotabato Light (docketed as ERC Case No. 2020-097 SC), Visayan Electric (docketed as ERC Case No. 2020-098 SC), Davao Light (docketed as ERC Case No. 2020-104 SC), and Subic Enerzone (docketed as ERC Case No. 2020-107 SC), requesting the foregoing distribution utilities to explain why they should not be penalized for the incomplete submission of the data requested by the ERC for its actual expenditure review. On 7 January 2021, the foregoing distribution utilities submitted their respective explanations, including a manifestation that all required data has been submitted as of 29 December 2020. ERC has yet to resolve these cases. If found liable, penalty for violation is ₱50,000.00 per distribution utilities, pursuant to ERC Resolution No. 03, series of 2009.

On 16 March 2021, the ERC issued the draft Rules for Distribution Wheeling Rates and Issues Paper, which puts the PBR regulatory reset in motion. Stakeholders were asked to provide comments to the draft Rules.

On 22 April 2021, the ERC posted a notice for all interested parties to submit their counter-comments and/or counter-proposals on any of the submitted comments by stakeholders on the foregoing draft. Comments from AboitizPower's DUs were submitted last 12 April 2021, while counter-comments were provided on 12 May 2021.

ERC Regulation on System Loss Cap Reduction

In April 2018, ERC issued Resolution No. 10, Series of 2018 entitled "A Resolution Clarifying the System Loss Calculation Cap and Providing the Effectivity of the Rules for Setting the Distribution Loss Cap". This set of rules provide for the new Distribution System Loss (DSL) cap that can be recovered and charged by distribution utilities to its customers, beginning in the May 2018 billing period.

Under the ERC resolution, the DSL cap for private utilities was set at 6.5% for 2018, 6.25% for 2019, 6.00% for 2020, and 5.50% for 2021.

Competitive Selection Process

On 11 June 2015, DOE promulgated Department Circular No. DC2015-06-0008 ("2015 DOE Circular") which mandated all distribution utilities to undergo competitive selection processes ("CSP") in securing PSAs after the effectivity of the said circular. The 2015 DOE Circular also authorized ERC to adopt a set of guidelines for the implementation of the CSP. The 2015 DOE Circular took immediate effect following its publication on June 30, 2015.

On 20 October 2015, ERC issued Resolution No. 13, Series of 2015, entitled, "A Resolution Directing All Distribution Utilities (DUs) to Conduct a Competitive Selection Process (CSP) in the Procurement of their Supply to the Captive Market" ("ERC CSP Rules"). This resolution provides that a PSA shall be awarded to a winning Generation Company following a competitive selection process or by direct negotiation, after at least two failed CSPs. For PSAs which were already executed but were not yet filed with the ERC and those that were still in the process of negotiation during the time of the effectivity of the ERC CSP Rules, the relevant distribution utility already had to comply with the CSP requirement before its PSA application would be accepted by the ERC. The ERC CSP Rules took immediate effect following its publication on 7 November 2015.

ERC Resolution 13, Series of 2015, was restated in ERC Resolution No. 1, Series of 2016, entitled, "A Resolution Clarifying the Effectivity of ERC Resolution No. 13, Series of 2015." ERC Resolution No. 1, Series of 2016, extended the date of the effectivity of the CSP requirement from 7 November 2015 to 30 April 2016. It further stated that all PSAs executed on or after the said date would be required, without exception, to comply with the provisions of the ERC CSP Rules.

On 1 February 2018, DOE promulgated DC No. DC2018-02-0003 ("2018 DOE Circular") entitled "Adopting and Prescribing the Policy for the Competitive Selection Process in the Procurement by the Distribution Utilities of Power Supply Agreements for the Captive Market." Through this Circular, DOE issued its own set of guidelines ("DOE CSP Rules") for the procurement by distribution utilities of PSAs for the Captive Market.

Under the DOE CSP Rules, all PSAs shall be procured through CSP, except for the following instances: (1) generation project owned by the distribution utility funded by grants or donations; (2) negotiated procurement of emergency power supply; (3) provision of power supply by any mandated Government-Owned and Controlled Corporation for off-grid areas prior to, and until the entry of New Power Providers (NPP); and (4) provision of power supply by the PSALM through bilateral contracts. A PSA may also be entered into by direct negotiation if the CSP fails twice. The DOE CSP Rules took effect upon its publication on 9 February 2018.

The validity of ERC CSP Rules and ERC Resolution No. 1, Series of 2016, was challenged before the SC on the ground that ERC, in issuing the said resolutions, amended the 2015 DOE Circular and effectively postponed the date of effectivity of the CSP requirement. Consequently, on 3 May 2019, the SC in the case of *Alyansa Para sa Bagong Pilipinas, Inc. v. ERC* (G.R. No. 227670), declared the first paragraph of Section 4 of the ERC CSP Rules and ERC Resolution No. 1, Series of 2016, as void ab initio. The SC further ruled that all PSAs submitted to ERC on or after 30 June 2015 shall comply with the CSP and that upon compliance with the CSP, the power purchase cost resulting from such compliance shall retroact to the date of the effectivity of the complying PSA, but in no case earlier than 30 June 2015, for purposes of passing on the power purchase cost to the consumers.

On 24 September 2021, the DOE promulgated Department Circular No. DC-2021-09-0030, amending the 2018 DOE Circular on the Competitive Selection Process in the Procurement by the Distribution Utilities of Power Supply Agreement for the Captive Market. The new draft circular included a new exemption from the CSP process and introduced a mechanism of subjecting unsolicited proposals to competitive bidding. The Circular was published on 14 October 2021 and was effective on 29 October 2021.

Adopting a General Framework Governing the Provision and Utilization of Ancillary Services in the Grid

On 4 December 2019, DOE issued Department Circular No. DC2019-12-0018 entitled “Adopting a General Framework governing the utilization of Ancillary Services (AS) in the Grid” (“AS Circular”).

Upon the commercial operation of the Reserve Market, the following rule shall govern the procurement of AS:

- (a) SO shall procure Regulating, Contingency, and Dispatchable Reserves through firm contracts and the Reserve Market provided that the contracted levels per reserve region shall be as follows:
 - (i) Regulating Reserve - Equivalent to 50% of the Regulating Reserve requirement;
 - (ii) Contingency Reserve - Equivalent to 50% of the dependable capacity of the largest generating unit;
 - (iii) Dispatchable Reserve - Equivalent to 50% of the dependable capacity of the second largest generating unit

On 21 June 2021, the DOE issued an “Advisory on the Implementation of Department of Energy (DOE) Circular No. DC2019-12-0018”. The advisory directed the National Grid Corporation of the Philippines to expedite the procurement of the required AS in accordance with Department Circular No. DC2019-12-0018, and to convert NGCP’s non-firm ASPAs into firm ASPAs.

Ancillary Services Pricing and Cost Recovery Mechanism

Reserves are forms of ancillary services that are essential to the management of power system security. The provision of reserves facilitates orderly trading and ensures the quality of electricity.

On 2 December 2014, DOE issued Circular No. 2014-12-0022, otherwise known as the Central Scheduling and Dispatch of Energy and Contracted Reserves. The circular aims to prepare the market participants in the integration of ancillary reserves into the WESM. The ancillary service providers will be paid based on their respective ASPAs with NGCP, while the scheduling of capacity and energy will be based on market results.

On 14 September 2018, NGCP filed a Petition seeking the Commission’s approval of its proposed amendments to the Ancillary Services – Cost Recovery Mechanism, docketed as ERC Case No. 2018-005 RM. The decision of the ERC on these amendments remains pending.

Currently, the existing cost-recovery mechanism for Ancillary Services shall continue to be implemented until a new mechanism is recommended by the AS-TWG and adopted by ERC.

Energy Efficiency and Conservation Act

Apart from prescribing efficient use of energy standards and labeling requirements for energy-consuming products, the RA No. 11285 or the Energy Efficiency and Conservation Act (“EEC”) establishes certain obligations on the part of energy consumers who reach a certain annual energy consumption threshold (“designated establishments”). These obligations include, among others, reporting to the DOE of annual energy consumption, and energy consumption record keeping.

Other Department Circulars promulgated by the DOE in relation to the Energy Efficiency and Conservation Act are as follows:

- (a) Department Circular No. DC2020-06-0015 *“Prescribing the Guidelines of the Philippine Energy Labeling Program (PELP) for Compliance of Importers, Manufacturers, Distributors and Dealers of Electrical Appliances and other Energy-Consuming Products (ECP)”*, which aims to empower consumers in choosing energy efficient products at the point of sale, help realize energy savings and reduction of energy consumption/bills through the use of energy efficient products; and reduce greenhouse gas emissions.
- (b) Department Circular No. DC2020-06-0016 *“Prescribing the Minimum Energy Performance for Products (MEPP) covered by the Philippine Energy Labeling Program (PELP) for Compliance of Importers, Manufacturers, Distributors, Dealers and Retailers of Energy-Consuming Products)”*, which aims to eliminate the entry and sale of inefficient and substandard products in the local market; and reduce greenhouse gas emissions;
- (c) Department Order No. 2020-01-0001 *“Organizing the Inter-Agency Energy Efficiency and Conservation Committee (IAEECC)”*
- (d) Department Circular No. DC2020-12-0026 *“Adoption of the Guidelines for Energy Conserving Design of Buildings”*, aims to encourage and promote the energy conserving design of buildings and their services to reduce the use of energy with due regard to the cost effectiveness, building function, and comfort, health, safety, and productivity of the occupants; and
- (e) Department Circular No. DC2021-05-0011 *“Guidelines for the Endorsement of Energy Efficient Projects to the Board of Investments for Fiscal Incentives”*, establishes the rules and procedures in the endorsement of energy efficiency projects to avail fiscal incentives from the BOI.

Energy Virtual One-Stop Shop Act

The DOE already began the implementation of the EVOSS Online Platform, pursuant to the Republic Act 112344 or "Energy Virtual One-Stop Shop Act" (“EVOSS Act”).

On 5 June 2020, DILG-DOE Joint Memorandum Circular 2020-01 or the Guidelines for LGUs to Facilitate the Implementation of Energy Projects was published. The Guidelines direct the streamlining by LGUs of their processes in issuing the necessary permits for energy-related projects, in accordance with the energy regulatory reforms provided in the EVOSS Law.

On 2 July 2021, President Rodrigo Duterte created the Energy Virtual One-Stop Shop Task Group through Executive Order No. 143, to ensure the increasing operationalization of the EVOSS.

Net Metering

The DOE promulgated Department Circular No. DC 2020-10-0022 or the Net Metering Program for Renewable Energy System, which aims to encourage and further promote electricity End-Users’ participation in the Net-Metering Program by enhancing the current policies and commercial arrangements while ensuring the economic and technical viability of the distribution utility.

Pertinent provisions include:

- (a) Banking of Net-Metering Credits - All Net-Metering Credits shall be banked for a maximum of one calendar year. Any excess of balance Net-Metering credits at the end of each calendar year shall be forfeited.
- (b) Application to Off-Grids or Isolated Grid Systems - The Net-Metering Program for End-User shall be allowed even in areas not connected to the country’s three major national electrical transmission grids.
- (c) Publication of Hosting Capacities for Net-Metering - The distribution utilities shall publish in their website

the respective Net-Metering programs, processes, and procedures, including hosting capacities on a per feeder or sector basis.

- (d) Responsibility of the LGUs - All LGUs are enjoined to strictly comply with the provisions of the EVOSS Law, as it is empowered by RA No. 11032 (Ease of Doing Business and Efficient Government Service Delivery Act of 2018) in processing permits and licenses related to applications for Net-Metering arrangements.
- (e) Responsibility of the National Electrification Administration (“NEA”) - The NEA shall provide the necessary assistance in promoting the Net-Metering Program to all electric cooperatives nationwide.
- (f) Development of Net-Metering Guidebook - A guidebook on procedures and standards shall be developed by the DOE to be used by all stakeholders. The Renewable Energy Management Bureau shall prepare the Net Metering Guidebook, within six months from the effective date on this circular.

The foregoing Net Metering Program became effective on 18 December 2020.

Reliability Performance Indices

On 16 December 2020, the ERC published on its website Resolution No. 10, Series of 2020, entitled “*A Resolution Adopting the Interim Reliability Performance Indices and Equivalent Outage Days Per Year of Generating Units*”.

This resolution aims to monitor the reliability performance of all Generating Units at operations and maintenance level; regularly determine and specify the reliability performance of the Grid; aid the power industry in evaluating reliability and availability of Generating Plants; and promote accountability of Generation Companies in order to achieve greater operation and economic efficiency. It applies to all Generation Companies with Conventional and Non-Variable Renewable Energy Generating Plants connected to the Grid, including Embedded Generating Plants, which have an aggregated capacity of 5MW and above. It includes the requirement for the System Operator and Transmission Network Provider to utilize the allowable planned outage days as prescribed in Table 1 of the Resolution as a guide in preparing the Grid Operating and Maintenance Program. If the System Operator and Transmission Network Provider shall utilize unplanned outages beyond what is allowed in Table 1, the same shall provide a report as to the reason for such consideration as well as arrange the replacement.

ERC Resolution No. 10, Series of 2020 became effective on 3 January 2021.

In relation to this, the ERC issued a consolidated show cause order dated 14 June 2021, against Hedcor Bukidnon, Inc. requesting the latter to explain why it should not be held liable for violation of Article V of ERC Resolution No. 10, Series of 2020 for the alleged excess unplanned outages for Hedcor Bukidnon’s Manolo Fortich 1 Units 2, 3, and 4 (ERC Case Nos. 2021-075 SC, 2021-076 SC, and 2021-077 SC).

On 8 July 2021, Hedcor Bukidnon, Inc. submitted its verified explanation, with attached documents to prove that the cause of the outage is a force majeure event or a planned outage, both of which should not be included in counting unplanned outage days. On 25 August 2021, Hedcor Bukidnon, Inc. manifested developments and submissions relating to the resumption of Manolo Fortich 1’s operations. The case has yet to be resolved by the ERC.

Prescribing Revised Guidelines for Qualified Third Party

In view of the Qualified Third Party (“QTP”) Guideline Policy, as of 23 March 2021, the ERC is working on its amendments to the 2006 Rules on the Regulation of Qualified Third Parties Performing Missionary Electrification in Areas Declared Unviable by the DOE.

Promulgating the Renewable Energy Market (REM) Rules

As of 23 March 2021, the DOE is asking for public participation in the drafting of the REM Registration Manual, REM Manual (Allocation of RE Certificates for FIT-Eligible RE Generation), REM Enforcement and Compliance Manual (REM Investigation Procedures and Penalty Manual), and the REM Manual Dispute Resolution.

The REM’s target implementation is within 2021.

Feed-in-Tariff System

The ERC issued Resolution No. 16, Series of 2010 ("ERC Resolution No. 16-2010" or the "FIT Rules"), otherwise known as "Resolution Adopting the Feed-In Tariff Rules," which establishes the FIT system and regulates the method of establishing and approving the FITs and the FIT-All.

The FIT Rules are specific for each emerging renewable energy technology and to be applied only to generation facilities which enter into commercial operation after effectivity of the FIT Rules or to such parts of such existing facilities which have been substantially modified or expanded as provided under the FIT Rules.

Under the FIT Rules, the FITs are specific for each eligible renewable energy plants, which are those power facilities with COCs issued to them that utilize emerging renewable energy resources or to such parts of such existing facilities that have been substantially modified or expanded, which enter into commercial operation after effectivity of the FIT Rules. These include facilities intended for their owners' use, which are connected to the transmission or distribution networks and are able to deliver to such networks their generation or parts thereof but FIT shall only be paid for such amount of electricity actually exported to the distribution or transmission network and not utilized for their own use.

Revisions to the Guidelines for the Financial Standards of Generation Companies

On 16 February 2021, the ERC issued Resolution No. 03, Series of 2021, entitled "A Resolution Adopting the Revised Guidelines for the Financial Capability Standards of Generation Companies".

The Revised Financial Guidelines aim to set out the minimum financial standards of 1.25x Debt Service Capability Ratio ("DSCR") to ensure that GenCos meet these standards to protect the public interest as required under Section 43, b(ii) of the EPIRA and provided by Appendix 1, FS.A 1.3 of the Philippine Grid Code. A generation company failing to comply with the set financial standards shall submit to ERC a program to comply within sixty (60) days of receipt of an ERC directive.

Green Energy Auction Policy

On 14 July 2020, the DOE issued guidelines on the Green Energy Auction Policy (Department Circular No. DC 2020-07-0017) which set the framework for which the DOE shall facilitate the procurement of supply from RE projects by the mandated participants under the RPS on-grid rules through a competitive process for compliance with the RPS program and as applicable for their long-term power supply requirements. The process involves a regular auction process (notice every 15th of June) to be implemented by the Green Energy Auction Committee ("GEAC"). The Contracting Customers and the Winning Bidders will execute a Green Energy Implementation Agreement ("GEIA"), which involves the Market Operator ("MO") as the entity to allocate energy and calculate corresponding payments. The ERC will approve the GEIA template and the Green Energy Auction Reserve ("GEAR") Price. Each Winning Bidder will have its own Green Energy Tariff (pay-as-bid), which shall not be higher than the GEAR Price. On the other hand, the Contracted Customers will pay the average price, subject to the allocation/calculation of MO, per trading interval.

The first auction is targeted to be implemented in October 2021, although the industry is still awaiting issuance of ERC of the GEIA and GEAR price.

Green Energy Option Program

On 16 August 2021, the ERC promulgated Resolution No. 08 on the Green Energy Option Program (GEOP). The regulatory framework for GEOP sets the technical and interconnection standards and wheeling fees of Renewable Energy (RE) Generating Facilities. The GEOP is a mechanism that will provide end-users the option to choose RE resources as their sources of energy. The GEOP Rules seek to guide the key stakeholders on who may qualify to avail, how to be licensed to provide the connection and set the fundamental agreements on the details for switching services, special power provision, related rates, and settlement of fees.

Retail Competition and Open Access

Through a Decision dated 2 March 2021, the Supreme Court of the Philippines acted on several petitions regarding the implementation of Retail Competition and Open Access. These petitions were brought by Philippine Chamber of Commerce and Industry, Siliman University, and Batangas II Electric Cooperative (docketed as G.R. No. 228588, 229143, and 229453), among other petitioners and intervenors, against the DOE and the ERC. The Supreme Court struck down Department of Energy Circular No. DC2015-06-0010, series of 2015, and ERC Resolutions No. 5, 10, 11, and 28, all series of 2016, primarily for mandating contestability and prohibiting distribution utilities from participating in the contestable market. It likewise directed the ERC to promulgate guidelines on the DOE's Department Circular Nos. DC2017-12-0013 and DC2017-12-0014 for being more aligned with the objective of the EPIRA to promote robust competition among retail electricity suppliers.

ESTIMATE OF AMOUNT SPENT FOR RESEARCH AND DEVELOPMENT ACTIVITIES

AboitizPower and its Subsidiaries do not allocate specific amounts or fixed percentages for research and development. All research and developmental activities are done by AboitizPower's Subsidiaries and Affiliates on a per project basis. The allocation for such activities varies according to the nature of the project.

COSTS AND EFFECTS OF COMPLIANCE WITH ENVIRONMENTAL LAWS

AboitizPower's generation and distribution operations are subject to extensive, evolving, and increasingly stringent safety, health, and environmental laws and regulations. Among other things, these rules address concerns on air emissions; wastewater discharges; the generation, handling, storage, transportation, treatment, and disposal of toxic or hazardous chemicals, materials, and waste; workplace conditions; and employee's exposure to hazardous substances. Standard laws and regulations that govern business operations include Clean Air Act (RA No. 9003), Ecological Solid Waste Management Act (RA No. 9003), Clean Water Act (RA No. 9275), Toxic Chemical Substances and Hazardous and Nuclear Wastes Control Act (RA No. 6969), Philippine Environmental Impact Statement System (PD No. 1586), and Occupational Safety and Health Standards (RA No. 11058). The RE Law adds new and evolving measures that must be complied with. DOE's Energy Regulation No. 1-94 ("ER 1-94") requires companies to allocate funds for the benefit of host communities for the protection of the natural environment and for the benefit of the people living within the area. Further, funds are set for the management of carbon sinks and watershed areas through a nationwide reforestation program. These laws usher in new opportunities for AboitizPower and set competitive challenges for its businesses.

The Safety Health Environment and Security (SHES) group of AboitizPower oversees the SHES programs and activities, including the accounting of all environmental impact, within its operational control from the corporate center to the business units and facility teams. For the Generation Group, the facilities include: (a) APRI's Tiwi-MakBan plants, (b) SacaSun San Carlos plant, (c) the Benguet, Bakun, Sabangan, Sibulan A, Sibulan B, Tudaya A, Tudaya B, Manolo Fortich, and Talomo HEPPs of the Hedcor Group, (d) the SN Aboitiz Power Group's Ambuklao, Magat, and Maris plants, (e) the Oil Group's Cebu, Mactan, Mobile 1, Mobile 2, Mobile 3-6, and Naga plants, and (f) the Coal Group's Davao and Toledo plants. For the Distribution Utilities, the facilities include Cotabato Light, Davao Light, Visayan Electric, Balamban Enerzone, Mactan Enerzone, Lima Enerzone, and Subic Enerzone.

AboitizPower and its Subsidiaries have allocated budgets for environmental expenditures covering costs for waste disposal, remediation, pollution control, environmental initiatives and programs. All facilities are in compliance with regulatory requirements, thus noting zero spending for remediation costs.

The alignment to international best practices in all power plants and distribution utilities are exemplified with our certifications for various management systems of Quality, Environment, Occupational Health and Safety. However, due to the impact of the COVID-19 Pandemic in 2020 and 2021, a few of the AboitizPower Subsidiaries in Power Generation which were ready for their recertification or surveillance audit have decided to defer it to 2022. Meanwhile, Power Distribution maintained 100% certification on ISO 9001:2015 Quality Management Systems, ISO 45001 Occupational Health & Safety or OHSAS 18001 Occupational Health and Safety Management System, and ISO 14001 Environmental Management System. Despite the hurdles in 2020,

our Oil Business Unit marked a milestone for being the first in AboitizPower to be conferred with the ISO 50001:2018 “Energy Management Systems (EnMS)” certification.

In 2020, continuous improvement in managing environmental impacts is evident, as seen in the increased total environmental management expenses at ₱71.8 mn, which is a 10% increase compared with previous year at ₱65 mn. This is composed of ₱9.7 mn for APRI, ₱13 mn for Hedcor, ₱15.7 mn for the Coal Group, ₱9.8 mn for the SN Aboitiz Power Group; ₱7.8 mn for the Oil Group, and a total of ₱15.3 mn for the Distribution Utilities.

Of the ₱71.8 mn total environmental management expenses, ₱24.9 mn was allocated for capital expenditure aimed at improving pollution prevention and control. The following projects were implemented: (a) APRI Makban’s purchase of one new unit of Continuous Ambient Monitoring Station downwind; (b) APRI installation of additional Continuous Ambient Monitoring Station at Plant A in Tiwi; (c) SN Aboitiz Power-Benguet HEPP’s improvement and rehabilitation of sewage treatment plant, oil, water, and grease separator in both Ambukalo and Binga facilities; (d) the Oil Group’s improvement of its oil water separators and sewage treatment facility in Mobile 3-6; (e) the Coal group’s ongoing construction of its improvement on sewage treatment plant at the Toledo plant; (f) offload regeneration and decontamination of transformers with Polychlorinated biphenyls at Visayan Electric; and (g) Cotabato Light’s construction of new material recovery facility.

Operating expenditure projects were also implemented to improve environmental management practices on site. APRI Tiwi’s projects include (a) the minimization of single-use plastics and residual wastes which resulted to a reduction of generated wastes by 5% in 2020; (b) a domestic water consumption reduction initiative that resulted in a reduction of 5% in consumed water in 2020; and (c) air dispersion modelling for mapping the extent of H₂S gas within the Tiwi Geothermal Power Plant to ensure safety of its workers. Cotabato Light’s projects include: (a) the improvement of its transformer yard with oil trap; and (b) purchase of color-coded bins and health care waste bins to conform to AboitizPower SHES waste management standards.

AboitizPower and its Subsidiaries received a total of 103 SHES awards, certifications and citations in 2020. It received recognition from Safety & Health Association of the Philippine Energy Sector, Inc. (SHAPES) on:

(a) APRI Tiwi’s Platinum Corporate Safety and Health Excellence Award and Outstanding Safety and Health Professional Platinum Award; (b) SN Aboitiz Power-Magat’s Outstanding Safety and Health Professionals Award, Corporate Safety and Health Excellence award, Special Recognition on Occupational Health Management of COVID-19 pandemic; and (c) SN Aboitiz Power-Benguet’s Outstanding Safety And Health Professional for seven employees, and the Corporate Safety And Health Excellence Titanium Award.

AboitizPower continues to be cognizant of new opportunities to comply with regulatory requirements and improvement of systems to promote safety and prevent adverse impacts to the environment or affected ecosystems.

EMPLOYEES

At the parent company level, AboitizPower has a total of 423 employees as of 30 September 2021. These include executive, supervisory, and rank and file staff employees. There is no existing Collective Bargaining Agreement (CBA) covering AboitizPower employees.

The following table provides a breakdown of total employee headcount on a per business group basis, according to employees’ function, as of 30 September 2021:

Business Group	Number of Employees					Unionized Employees	Expiry of CBA
	Total	Executives	Managers	Supervisors	Rank & File		
Aboitiz Power	423	78	72	83	190	0	N/A
Generation Companies							
Run-of-River Hydros	405	13	20	47	325	111	19 September 2022 (Hedcor)
Large Hydros	183	20	34	70	59	0	N/A

Geothermal	249	11	18	47	173	12	28 February 2022 (APRI) ¹⁴
Solar	5	0	0	1	4	0	N/A
Oil*	398	12	34	198	154	0	N/A
Coal	1,349	22	73	277	957	0	N/A ¹⁵
RES	4	0	1	1	2	0	N/A
Distribution Utilities	789	17	63	135	574	328	31 December 2016 ¹⁶ (Visayan Electric) 01 July 2024 (Cotabato Light) 16 June 2026 (Davao Light) 09 May 2024 (SFELAPCO)
Total No. of Employees	3,785	173	315	859	2,438	451	

* Figures for SPCC and WMPC as of 30 August 2021

The Company does not anticipate any increase in manpower within the next twelve months unless new development projects and acquisitions would materially require an increase.

The Company's employees are not on strike nor are threatening to strike, and have not been on strike for the past three (3) years.

The Company has performance incentive policies to grant bonuses to eligible employees based on their performance in the previous calendar year. Other than the statutory benefits and the performance incentive program, the Company does not provide its employees any other supplemental benefits.

INSURANCE

It is the Company's policy to obtain and maintain insurance coverage for its operating assets and employees that is in line with industry standards and good business practices. The Company ensures that all insurance policies are updated, renewed and provides best-fit coverage for the Company's insurance requirements.

Power Generation Companies

Group Insurance Program – Industrial All Risks.

To maximize the coverage and competitiveness of insurance terms and conditions, the Company had grouped the insurance coverage of the following generating companies:

Group IAR Program 1: This program has a policy period of 30 May 2021 to 29 May 2022, procured through Malayan Insurance Co., Inc.

- Sacasun
- Hedcor Sibulan
- Hedcor Tudaya
- Hedcor Sabangan

¹⁴ A letter request to management was sent for the disbandment of the union. The request for disbandment is currently pending approval by DOLE.

¹⁵ DOLE has granted the voluntary dissolution filed by Mariveles Power Station Employees Union (MPSEU) with Registration Number RO302-BAT-1309-UR-III-001. Notice of Resolution was granted on April 1, 2020

¹⁶ Secretary of Labor and Employment issued an Order dated 06 September 2019 resolving the labor dispute. Management decided for a prospective implementation of salary increase and other benefits in the collective bargaining agreement effective 25 September 2019, which the union opposed. Union filed a Motion for Clarification on 3 December 2020 requesting clarification on the retroactive clause. Visayan Electric filed its Comment on the motion on 23 July 2021, which is currently pending for resolution.

- LHC
- Hedcor Bukidnon
- Hedcor, Inc. (La Trinidad)
- TVI

Group IAR Program 2: This program has a policy period of 30 November 2020 to 30 November 2021, procured through Pioneer Insurance and Surety Corporation

- SN Aboitiz Power (SNAP)
- TLI
- TSI
- APRI

This program will respond to losses and/or damages to (a) declared properties including machinery breakdown; and (b) business interruption exposures.

Noting the uniqueness of the power barges, the Company has decided to engage separate program for the following Business Units to ensure that the insurance coverage is aligned with the risk exposures of the power barges:

- TMO
- TMI

This program has a policy period of 15 December 2020 to 15 December 2021, procured through Pioneer Insurance and Surety Corporation.

Group Property and Electronic Equipment Insurance. Noting that office-based properties have lesser risk exposure compared to the generating plants, the Company has procured a separate policy to cover properties which are considered as office-based. This was procured from Pioneer Insurance and Surety Corporation with policy period of 31 July 2021 to 31 July 2022.

Group Comprehensive General Liability Insurance. To mitigate risks related to Third Party Liability for bodily injury and/or property damage, the Company procured group cover for the following Business Units through Starr International Insurance Philippines with a policy period of 30 November 2020 to 30 November 2021.

BU	Limit per Occurrence (in US\$)
Hedcor Sibulan	2,000,000.00
APRI	2,000,000.00
SNAP – Benguet	10,000,000.00
SNAP – Magat	200,000.00
TSI	5,000,000.00
LHC	5,000,000.00
SN Aboitiz Power – Maris	1,000,000.00
Sacasun	2,000,000.00
TVI	5,000,000.00

Stand-alone Program. On a per Business Unit basis, stand-alone insurance programs were procured to ensure that unique risk exposures of particular Business Unit are mitigated.

Hedcor, Inc. – Industrial All Risks. Properties of Hedcor, Inc. are insured through Malayan Insurance Co., Inc. as the lead insurer with total declared value of ₱5.6 bn for all properties located in Benguet and Davao including business interruption exposures. Policy period is from 30 December 2020 to 30 December 2021.

East Asia Utilities Corporation (EAUC) – Industrial All Risks. Properties of EAUC are insured through Malayan Insurance Co., Inc. with total declared value of US\$ 60.7 mn including business interruption exposures with policy period of 30 December 2020 to 20 December 2021

Cebu Private Power Corporation (CPPC) – Industrial All Risks. Properties of CPPC are insured through Malayan Insurance Co., Inc. with a total declared value of US\$ 97 mn including business interruption exposures with policy period of 30 December 2020 to 30 December 2021.

Therma Luzon, Inc. (TLI) – Property Damage / Business Interruption Insurance. Protection of revenue streams as IPPA is a risk exposure of TLI in relation to power generation of Pagbilao Coal-Powered plant. In relation to this, the Company has procured business interruption cover through Pioneer Insurance and Surety Corporation with a limit of US\$45 mn. The policy period is from 31 May 2021 to 31 May 2022.

Shipment of Coal Policies for Therma Luzon (TLI) and Therma South (TSI). Both Business Units have a Marine Open Policy that covers its import shipments of Coal from Indonesia to the Plant site. Limit of liability per any one shipment is at ₱400 mn. The policy has open-ended expiration date but being reviewed annually.

Power Distribution Companies

Group Insurance Program. Seeing the benefits of grouping the insurance coverage, the Company has procured group cover for the following distribution companies:

- Visayan Electric Company
- Davao Light
- Cotabato Light
- Mactan ENerzone
- Balamban Enerzone
- Subic Enerzone
- Lima Enerzone

The Group’s policy covers Industrial All Risks (IAR) insurance that will respond for losses and/or damages to declared properties through Malayan Insurance Co., Inc., as lead insurer, and Pioneer Insurance Company Ltd., and Surety Corp., as co-insurers, with policy period of 30 December 2020 to 30 December 2021. Total declared value of the properties is ₱10.8 bn, broken down as follows:

BU	Declared Values (in ₱)
Visayan Electric	₱4.102 bn
Davao Light	₱4.540 bn
Cotabato Light	₱0.785 bn
Mactan Enerzone	₱0.118 bn
Balamban Enerzone	₱0.131 bn
Subic Enerzone	₱0.754 bn
Lima Enerzone	₱1.158 bn
Malvar Enerzone	₱0.246 bn

Group Comprehensive General Liability Insurance. The operations of Distribution Companies come with Third Party Liability exposures. The Company has procured a Comprehensive General Liability insurance from Pioneer Insurance and Surety Corporation with combined single limit for bodily injury and/or property damage of ₱5 mn per occurrence and in the aggregate with sub-limit of ₱1 mn for losses related to transmission and distribution. Policy period is from 30 December 2020 to 30 December 2021.

Insurance Program for Transmission & Distribution Lines. Seeing the need to mitigate major exposure on Transmission and Distribution lines, an insurance program for Visayan Electric and Davao Light in relation to loss of or damage to said properties including loss of gross profit was procured through Pioneer Insurance and Surety Corporation with a limit of US\$25,000,000 each occurrence and in the aggregate with policy period of 01 March 2021 to 28 February 2022.

Applicable to Both Generation & Distribution Companies

Group Comprehensive Motor Vehicle Insurance. As motor vehicles are an integral part of operation, all registered motor vehicles of Aboitiz Power are covered under the Aboitiz Group's Motor Vehicle insurance through Mapfre Insular Insurance Corporation with policy period of 31 December 2020 to December 31, 2021.

Directors and Officers' Liability Insurance. In order to protect the balance sheet of the Company as well as the personal assets of the Company's directors and officers, a Directors and Officers Liability Insurance was procured. The coverage includes all subsidiaries of AEV. The policy has a total limit of US\$25,000,000.00 issued by Starr International Insurance with a policy period of 28 February 2021 and expiring on 28 February 2022.

Group Insurance Program – Political Violence. The Company has procured Political Violence insurance, which is a broader form of Sabotage and Terrorism that covers property damage and business interruption caused by any acts of sabotage and/or terrorism and/or political violence for AEV Group including power generation and distribution units. This is a group policy with shared limit of US\$250 mn for any acts of sabotage and/or terrorism and/or political violence. This program has a policy period of 30 November 2020 to 30 November 2021 insured through Pioneer Insurance and Surety Corporation.

CORPORATE SOCIAL RESPONSIBILITY

The Company strongly believes that business sustainability can be achieved by balancing the interests of people, planet, and profit. To ensure a profitable enterprise that will last for generations, it is vital for every business to operate with a strong social component amid a healthy environment, while practicing the core principles of good governance and transparency.

The Company recognizes that its operations have an impact on its communities and on the environment. Along with operational efficiency in its generation and distribution facilities and compliance with the Government's environmental standards, the Company ensures that the communities where it operates also benefit and develop together with the Company. To this end, the Company has supported community development projects in partnership with LGUs and other stakeholders to help address the economic, socio-cultural, health, education, and environmental concerns of these communities.

The Company contributes to social development programs implemented by the Aboitiz Group. Under the guidance of Aboitiz Foundation, Inc. (Aboitiz Foundation), the Group's social development arm, the Company continues to co-create safe, empowered, and sustainable communities by continuously focusing on the areas of education, enterprise development, and the environment. The Company also continues to address the health care and childcare needs of its host communities, and offer assistance to disaster-stricken areas.

In 2014, Aboitiz Foundation launched CSR 2.0, a set of parameters that measures the significance and impact of projects implemented by the different companies of the Aboitiz Group. CSR 2.0 ensures that projects have an inclusive impact on the communities. Its parameters include the alignment with the Group's core businesses and the Foundation's program pillars, scalability, team member engagement, and provision of long-term

benefits to our partner-communities. In 2020, about 15% of group-wide CSR programs reached the CSR 2.0 status.

The Aboitiz Group, through Aboitiz Foundation, invested a total of ₱401 mn in CSR projects and initiatives to support its communities in 2020, of which ₱265 mn was committed for its environmental programs, ₱91 mn for enterprise or livelihood programs, and ₱37 mn for other initiatives. All these are consistent with the Aboitiz Group's commitment to protecting and enhancing the planet and uplifting the well-being of its communities. Through responsible operations and the implementation of various sustainability and CSR projects, the Company is constantly advancing business and communities by exploring opportunities to create shared value whenever possible.

Moreover, the Company provides additional funds for the communities through its compliance with the Energy Regulations No. 1-94 (ER 1-94). The ER 1-94 program is a policy under the Department of Energy Act of 1992 and EPIRA, which stipulates that host communities will get a share of one centavo for every kilowatt-hour (₱0.01/kWh) generated by power plants operating in its area. The funds generated can be used by host beneficiaries for the electrification of areas or households that have no access to power, development and livelihood programs, as well as reforestation, watershed management, health, and environmental enhancement initiatives. With the recent amendment to the ER 1-94 guidelines, power generation companies can now directly download the ER 1-94 fund to their host communities. Streamlining the release of funding will ease the process of implementing projects that benefit the host communities. Towards the end of 2019, the Company led its power generation Business Units to sign memoranda of agreement with their respective beneficiaries for the amended set-up of the ER 1-94. In 2020, due to the COVID-19 pandemic, DOE released a new circular which repurposed ER 1-94 funds for projects that would help alleviate the COVID-19 situation in the country. The Company has successfully downloaded about ₱160 mn-worth of ER 1-94 funds as of August 2021 to about 150 host beneficiaries. About ₱619 mn-worth of outstanding ER 1-94 funds was also remitted by the DOE to the Company's beneficiaries. The remitted funds were used by the beneficiaries to build isolation facilities and purchase relief goods, medical supplies or equipment, and COVID-19 testing kits. The Company continues to extend assistance to its communities to ensure the full utilization of the available ER 1-94 funds.

Education

The Company invests in numerous initiatives that aim to nurture and enlighten the minds of students. Primarily, the Company provides scholarship grants for high school, college, and technical-vocational students. In 2020, the Company had a total of 313 scholars.

The Company also provides infrastructure support for educational institutions such as the construction and rewiring of classrooms as well as library revitalization. The Company also provides donations of armchairs, desks, computers and school supplies, and services such as rewiring of classrooms. For instance, Hedcor Bukidnon turned over a fully furnished container van to serve as Sitio Sabangan's new daycare center. The repurposed facility came with new tables and chairs, books and other learning materials, all for the benefit of the young learners of the community. The addition of the new facility in the area will allow more children in the community to have access to education.

In 2017, APRI launched the Youth Development Summit program which aims to engage scholars, LGUs, and its team members in conceptualizing sustainable and feasible projects for the benefit of the communities of Makiling-Banahaw and Tiwi geothermal power plants. The program has provided a platform to engage APRI team members in mentoring and coaching scholars on how to create impactful community projects. Some of the projects presented in the summits were supported and funded by APRI. In 2020, despite the tough situation, APRI supported its 111 scholars to continue their education for the academic year.

Enterprise Development

The Company recognizes that to empower its host communities, there is a need to widen the livelihood options of the community members. With this, the Company implements various skills training programs and livelihood support under its enterprise development program.

In its thrust to build green and sustainable communities and create livelihood opportunities, TSI launched the Building Resilient Infrastructure and Communities through Kaibigans or BRICK project in 2018. The project aims to organize a community-based enterprise in Binugao, Toril, Davao City, which shall manufacture high-quality bricks and pervious pavers made of the TSI power plant's by-product, fly ash, as well as plastic wastes from the community. The BRICK Facility was successfully turned over to the community in 2019. For 2021, TSI plans to train and organize a pool of brick producers and local bricklayers from the community to ensure the continuous operation of the BRICK facility.

The COVID-19 pandemic brought about restrictions in mobility, limited transport of goods, and the closing of markets, which have greatly affected the livelihood of communities. Hedcor, the run-of-river hydropower arm of AboitizPower, finds value in helping its partner communities recover through livelihood assistance. In partnership with the Aboitiz Foundation, Hedcor aided in the implementation of the ₱450,000-worth livelihood recovery program through the provision of egg machines to four different associations in Bukidnon and Davao del Sur. This initiative is part of a bigger program 'Restart: Aboitiz Foundation Recovery Program for Partner Cooperatives.' The program involves the provision of in-kind donations for livelihood recovery and training to select cooperatives nationwide. These egg machines are complete with ready-to-lay hens and rearing cages with a built-in feeding waterer. These machines can produce eggs regularly within 16 months. These collaborations include capacity-building training on leadership and values enhancement training and business continuity planning for the communities.

Environment

The Aboitiz Group, driven by its passion for a better world, is committed to the highest standards of environmental management and performance. One of the notable greening initiatives of the Group is the A-Park program. Launched in 2010, the initial goal of A-Park was to plant three million trees by 2015. The Group readily surpassed that goal and raised its target to nine million trees by 2020. To date, the Aboitiz Group has already planted 11 million seedlings across the country under the said program.

Along with the A-Park, the Company also has other environmental programs in place such as seedling nursery, watershed management, waste management, adopt-a-river, and coastal or river clean-up projects.

In its bid to offset carbon emissions, the Company has actively pushed for the establishment of the Carbon Sink Management Program (CSMP) since 2015. TSI and TVI are committed to planting 1 million trees in Davao and 1 million trees in Cebu, respectively, to act as a carbon sink. The Company has forged strategic partnerships with indigenous communities and farmers in support of the program. As of 2020, the Company and its partners in the community have planted a total of 1,244,399 seedlings under CSMP.

The Company also features the Aboitiz Cleanergy Park as one of its environmental programs. Located in Davao City, the eight-hectare park showcases a mangrove reforestation site, nursery, and botanical garden for the propagation of 29 native tree species and is home to 100 species of birds. Aside from helping reduce carbon emissions, the Park is also actively promoting habitat conservation and biodiversity management in an urban setting. Most importantly, the Park serves as a sanctuary and safe nesting ground for the hawksbill sea turtles, commonly called pawikan. Since 2014, the park has already released more than 939 hawksbill hatchlings to the sea, planted 13,992 mangroves, and rescued 16 pawikans.

In December 2020, the city government of Davao, the Aboitiz Group with Davao Light, GET Philippines, and QEV Technologies launched the BEST Bus project — the first fully electric, free-ride shuttle service in Mindanao, making Davao among the first pilot cities in the country. BEST stands for Business for Environmentally Sustainable Transformation, and is an initiative advocating to “be green, be digital, and be kind” for the betterment of the community. A total of seven new fully air-conditioned electric buses features an electric ramp and reserved space for PWDs were deployed.

COVID-19

The Company has programs in place to help communities recover from the impact of natural disasters such as typhoons, fires, volcanic eruptions, and earthquakes, among others. While the pandemic that hit the country in 2020 was an unprecedented one, the Company made deliberate efforts to support its communities and partners

through numerous initiatives and programs like donations of relief goods, testing kits and medical supplies, financial grants, and partnership with the government and private entities to create more long-term solutions for the country.

Early in March 2020, when the country went on a lockdown, the Aboitiz Group responded immediately by donating ₱100 mn to Project Ugnayan, a collaboration among local companies, as part of the Aboitiz Group's sustained efforts in assisting communities affected by the pandemic. The ₱100 mn donation is part of the ₱1.5 bn Project Ugnayan raised in cooperation with the Philippine Disaster Resilience Foundation (PDRF) to purchase ₱1,000 gift certificates for around one million poor families in Greater Manila. Project Ugnayan is part of PDRF's ongoing initiatives to help poor families who were economically displaced by the ongoing Luzon enhanced community quarantine.

In August 2020, the Aboitiz Group has extended much-needed assistance to Cebu's frontliners in public hospitals and quarantine facilities as the city grapples with the Pandemic situation. The Aboitiz Group has contributed around ₱25 mn in various COVID-19 response initiatives. These include distribution of food packs and meal assistance, protective personal equipment (PPE), tents, and financial assistance to the frontliners in several hospitals and quarantine facilities around the city.

In November 2020, the Aboitiz Group also pledged doses of vaccine donations to the government as part of 'A Dose of Hope' Program (Wave 1), a tripartite initiative among the private sector, the government, and British drugmaker AstraZeneca, in support of the National Immunization Program. In January 2021, the Group also pledged additional doses for the Wave 2 of the said program. This would bring a total of 5.6 mn doses of the vaccine for the country. The tripartite initiative aims to help realize the collective goal of inoculating nearly 50 to 70 mn Filipinos in 2021. The Aboitiz Group was among the first thirty private companies to sign the deal with the national government and AstraZeneca during Wave 1 of the program.

In 2021, AboitizPower partnered with several local government units of its various host communities in setting up vaccination sites and logistics support for the delivery of COVID-19 vaccines. This effort helped ramp up the administration of vaccines within and outside city centers of various provinces in the country.

To date, the Aboitiz Group's total contribution to the national COVID-19 response effort has reached over ₱2.2 bn (excluding various payments waived, reduced, extended, or restructured to help customers cope with the impact of COVID-19), underscoring the Aboitiz Group's sustained campaign to help address the urgent needs of frontliners and affected communities nationwide.

Other Initiatives

In 2013, the Company launched its Cleanergy Center at the Makiling-Banahaw Geothermal Complex of APRI to firm up its long-standing commitment to responsible energy development and education. The Cleanergy Center—taken from the words “clean energy” and named after AboitizPower's brand for renewables—is the country's first renewable energy learning facility. Since it opened, the Cleanergy Center has welcomed close to 56,000 visitors from all over the country and even abroad.

The Company also opened the Energy Education Center (EEC) in 2016 located at Therma South's Davao baseload power plant. The center features interactive and informative displays on the Philippine energy sector and various power generating technologies. As of 2020, the center has already accommodated a total of 3,500 visitors.

Through responsible operations and the implementation of various sustainability and CSR projects, the Company is constantly advancing business and communities by exploring opportunities to create shared value whenever possible.

PROPERTIES

The Company's head office is located at 32nd Street, Bonifacio Global City, Taguig City, Metro Manila, Philippines. The office space occupied by the Company is leased from a third party. The Company entered into a lease agreement with Manta Equities, Inc. for its use of administrative office space and parking space for a period of

ten (10) years from 01 April 2013 to 31 May 2023 and nine (9) years and three (3) months from 01 March 2014 to 31 May 2023, respectively. Both lease contracts have an escalation rate of 5.0%. The lease payments were ₱23.60 mn and ₱17.83 mn for the year ended 31 December 2020 and 2019, respectively.

As of date, there are no definite agreements for acquisitions of new properties. Nevertheless, the Company continually evaluates participation in future biddings for new or existing projects, and to develop projects that become available to it, and will disclose any material transactions in accordance with applicable disclosure rules under the SRC and of the PSE.

On a consolidated basis, AboitizPower's Property, Plant and Equipment were valued at around ₱203.45 bn as of end-2020, as compared to ₱209.52 bn as of end-2019. The breakdown of the Company's Property, Plant and Equipment as of 31 December 2020 and 31 December 2019 is as follows:

Property, Plant and Equipment as of 31 December	2020	2019
Land	₱ 1,751,190	₱ 1,785,250
Buildings, Warehouses and Improvements	38,731,336	37,218,328
Powerplant, Equipment, and Streamfield Assets	138,325,267	141,948,261
Transmission, Distribution and Substation Equipment	23,002,108	21,295,812
Transportation Equipment	5,311,547	1,626,721
Office Furniture, Fixtures and Equipment	1,345,146	1,174,643
Leasehold Improvements	2,950,245	2,793,542
Electrical Equipment	8,176,921	7,788,861
Meter and Laboratory Equipment	2,383,018	2,265,372
Tools and Others	4,687,252	1,228,993
Construction in Progress	5,464,652	6,311,485
Right-of-use Assets	38,012,187	37,864,618
Less: Accumulated Depreciation and Amortization	63,441,503	50,645,980
Less: Accumulated Impairment	3,248,123	3,134,440
TOTAL	₱203,451,243	₱209,521,466

Note: Values for the above table are in thousand Philippine Pesos.

Locations of Principal Properties and Equipment of the Company's Subsidiaries are as follows:

Subsidiary	Description	Location/Address	Condition
APRI	Geothermal power plants	Tiwi, Albay, Caluan, Laguna; and Sto. Tomas, Batangas	In use for operations, used to secure long-term debt
Aseagas	Raw land and improvements	Lian, Batangas	Ceased operations
Hedcor	Hydropower plants	Kivas, Banengneng, Benguet; Beckel, La Trinidad, Benguet, Bineng, La Trinidad, Benguet; Sal-angan, Ampucao, Itogon, Benguet; and Bakun, Benguet	In use for operations
Hedcor Sibulan	Hydropower plant	Santa Cruz, Sibulan, Davao del Sur	In use for operations
Hedcor Tudaya	Hydropower plant	Santa Cruz, Sibulan, Davao del Sur	In use for operations
Hedcor Sabangan	Hydropower plant	Namatec, Sabangan, Mountain Province	In use for operations
CPPC	Bunker-C thermal power plant	Cebu City, Cebu	In use for operations
EAUC	Bunker-C thermal power plant	Lapu-Lapu City, Cebu	In use for operations

Subsidiary	Description	Location/Address	Condition
TMI	Barge-mounted diesel power plants	Nasipit, Agusan del Norte and Barangay San Roque, Maco, Compostela Valley	In use for operations
TMO	Barge-mounted diesel power plants	Navotas Fishport, Manila	In use for operations
TSI	Coal-fired thermal power plants	Davao City and Davao del Sur	In use for operations, used to secure long-term debt
TPVI	Buildings/plants, equipment, and machinery	Naga City, Cebu	In use for operations
TVI	Coal-fired thermal power plants	Bato, Toledo, Cebu	In use for operations, used to secure long-term debt
GMEC	Coal-fired thermal power plants	Mariveles, Bataan	In use for operations, used to secure long-term debt
Cotabato Light	Industrial land, buildings/plants, equipment, and machinery	Sinsuat Avenue, Cotabato City	In use for operations
Davao Light	Industrial land, buildings/plants, equipment, and machinery	P. Reyes Street, Davao City and Bajada, Davao City	In use for operations
Visayan Electric	Industrial land, buildings/plants, equipment, and machinery	Jakosalem Street, Cebu City and J. Panis Street, Cebu City	In use for operations
Lima Enerzone	Industrial land, buildings/plants, equipment, and machinery	Lipa City and Malvar, Batangas	In use for operations
Balamban Enerzone	Industrial land, buildings/plants, equipment, and machinery	Balamban, Cebu	In use for operations

MATERIAL CONTRACTS

In addition to the Material Contracts described in pages 155-166 of the Prospectus, AboitizPower has the following material contracts. This section is qualified in its entirety by, and should be read in conjunction with, the more detailed information found in the Prospectus.

AboitizPower ₱8 Billion Fixed Rate Bonds due 2026

On 16 March 2021, AboitizPower issued fixed-rate bonds (the “2021 First Tranche Bonds”), with an aggregate amount of ₱4 bn and an oversubscription option ₱4 bn which was fully exercised. The 2021 First Tranche Bonds have an interest rate of 3.8224% per annum and are maturing on 16 March 2026. Interest shall be paid quarterly in arrear on March 16, June 16, September 16, and December 16 of each year, commencing on June 16, 2021, until and including the maturity date. The 2021 First Tranche Bonds were issued in scripless form in minimum denominations of ₱50,000 each, and in multiples of ₱10,000 thereafter. The 2021 First Tranche Bonds earlier received the highest possible rating of “PRS Aaa” from the Philippine Rating Services Corporation and AboitizPower intends to list them with PDEX.

Remaining tranches of debt securities under AboitizPower’s shelf registration may be issued from time to time over the next three years following the date on which the Debt Securities Program is rendered effective, subject to market conditions and AboitizPower’s funding requirements.

AboitizPower appointed BDO Capital & Investment Corporation, BPI Capital Corporation, China Bank Capital Corporation and First Metro Investment Corporation as joint issue managers, joint lead underwriters, and joint bookrunners; and BDO - Unibank, Inc. – Trust and Investments Group as the Trustee. PDTC is the registrar and paying agent of the 2021 First Tranche Bonds.

The 2021 First Tranche Bonds constitute the direct, unconditional, unsecured and unsubordinated Peso denominated obligations of AboitizPower and shall rank *pari passu* and ratably without any preference or priority amongst themselves and at least *pari passu* in priority of payment with all other present and future unsecured and unsubordinated obligations of the Issuer, other than (i) obligations preferred by the law, (ii) any obligation incurred by AboitizPower pursuant to Section 4.1 (k) of the trust agreement for the 2021 First Tranche Bonds or as may be allowed therein, and (iii) other indebtedness or obligations disclosed by the Issuer to the trustee as of the relevant issue date.

Transfers of the 2021 First Tranche Bonds shall be coursed through PDTC as Registrar. Transfer and/or settlement of the 2021 First Tranche Bonds shall be performed in accordance with the PDTC rules and procedures to be set by the Issuer and registrar.

AboitizPower is subject to the following negative covenants, among others:

1. Encumbrances - AboitizPower shall not permit any indebtedness to be secured by or to benefit from any lien, in favor of any creditor or class of creditors on, or in respect of, any present or future assets or revenues of the Issuer or the right of the Issuer to receive income; *Provided*, however that this shall not prohibit the following:
 - (i) any lien over any asset to secure: (x) payment of the purchase price or cost of leasehold rights of such asset; or (y) the payment of the cost and expenses for the development of such asset pursuant to any development made or being made by the Issuer in the ordinary course of business; or (z) the payment of any indebtedness in respect of borrowed money (including extensions and renewals thereof and replacements therefor) incurred for the purpose of financing the purchase, lease or development of such asset;
 - (ii) liens or charges for current taxes, assessments, or other governmental charges which are not delinquent or remain payable, without any penalty, or the validity of which is contested in good faith by appropriate proceedings, and adequate reserves have been provided for payment thereof;

- (iii) any lien to secure, in the normal course of the business of the Issuer or its affiliates: (x) statutory or regulatory obligations; or (y) performance of bids, tenders, contracts (other than for the repayment of borrowed money) or leases;
- (iv) any lien to secure, in relation to a pending judicial, administrative, or arbitral proceeding, the Issuer or its affiliates' (x) surety or appeal bonds; or (y) bonds for release of attachment, stay of execution or injunction;
- (v) any lien constituted for the purpose of guaranteeing an affiliate's obligation in connection with any contract or agreement that has been assigned to such affiliate by the Issuer;
- (vi) any lien constituted for the purpose of guaranteeing an obligation in connection with any contract or agreement of sale of any asset by the Issuer, provided that the lien is removed or discharged within twelve (12) months of the date of the sale of the asset;
- (vii) any lien created over (x) deposits made by the Issuer with the proceeds of any loan facility made to it by any bank or financial institution denominated in a currency other than Philippine Pesos ("foreign currency"); or (y) financial instruments denominated in foreign currency owned by the Issuer, in each case solely for the purposes of raising an equivalent amount of Peso denominated indebtedness;
- (viii) any lien on the properties and assets of the Issuer: (x) imposed by Applicable Law, such as carriers' liens, warehousemen's liens, mechanics' liens, unpaid vendors' liens, and other similar liens arising in the ordinary course of business; (y) arising out of pledges or deposits under workmen's compensation laws, unemployment insurance, old age pensions, or other social security or retirement benefits or similar legislation, or retirement benefit plans of the Issuer; or (z) arising out of the set-off provision on other agreements of the Issuer relating to indebtedness;
- (ix) any lien in favor of banks, insurance companies, other financial institutions, and Philippine government agencies, departments, authorities, corporations of other juridical entities which secure a preferential financing obtained by the Issuer under a governmental program and the aggregate principal amount of such preferential financing does not exceed thirty-five percent (35%) of the Issuer's total assets;
- (x) any lien over its cash deposits, short-term cash investments, and marketable investment securities in favor of banks and other financial institutions, which secure (i) any borrowed money in connection with a treasury transaction in the ordinary course of business of Issuer, provided that the aggregate amount of security does not at any time exceed United States Dollars: Forty Million (US\$40,000,000.00) or its equivalent; and/or (ii) standby letters of credit to be used to guarantee additional equity infusions by the Issuer in its subsidiaries or affiliates and/or used in the ordinary course of business of Issuer, its subsidiaries and/or affiliates;
- (xi) other liens: (x) created solely by operation of law; and (y) on such other assets, whether constituted before or after the issue date, as may be disclosed in writing by the Issuer to the trustee on or before the execution of the trust agreement; and
- (xii) any lien constituted over the investment of the Issuer in any of its affiliate, and whether such investment is in the form of shares, deposits or advances to guarantee or secure the obligations of the said affiliates;

Provided that for purposes of "affiliate" as used in Section 5.2 (a) (iii), (iv), (v), and (xii) of the trust agreement, it shall refer to any person in which AboitizPower has an investment, whether direct or indirect, in.

2. Declaration and Payment of Cash Dividends/Issuance of Share. AboitizPower shall not declare or pay any dividends to its stockholders (other than dividends payable solely in shares of its capital stock and cash dividends due on its then-outstanding preferred shares) or retain, retire, purchase or otherwise acquire any class of its capital stock, or make any other capital or other asset distribution to its stockholders, unless all payments due under the 2021 First Tranche Bonds are current and updated; and
3. Maintenance of Financial Ratios. Under the 2021 First Tranche Bonds, AboitizPower is not required to maintain any financial ratios. However, the Issuer shall not incur any loan obligation with a maturity of more than one (1) year, if on the transaction date, after giving effect to the incurrence of such loan obligation and any other such cumulative obligations, but not giving any effect to the receipt or application of proceeds therefrom, the net debt to consolidated equity ratio, as at the last day of the relevant period immediately preceding the transaction date (and giving effect to the incurrence of such loan obligation and any other such cumulative obligations), will exceed 3:1.

AboitizPower ₱12 Billion Fixed Rate Bonds due 2025 and 2028

On 02 December 2021, AboitizPower issued fixed-rate bonds (the “2021 Second Tranche Bonds”), with an aggregate amount of ₱6 bn and an oversubscription option ₱6 bn which was fully exercised. The 2021 Second Tranche Bonds is composed of series B bonds with an interest rate of 3.9992% per annum and are maturing on 02 December 2025 and series C bonds with an interest rate of 5.0283% per annum and are maturing on 02 December 2028. Interest shall be paid quarterly in arrear on March 2, June 2, September 2, and December 2 of each year, commencing on March 2, 2022, until and including the maturity date. The 2021 Second Tranche Bonds were issued in scripless form in minimum denominations of ₱50,000 each, and in multiples of ₱10,000 thereafter. The 2021 Second Tranche Bonds earlier received the highest possible rating of “PRS Aaa” from the Philippine Rating Services Corporation and AboitizPower intends to list them with PDEX.

Remaining tranches of debt securities under AboitizPower’s shelf registration may be issued from time to time over the next three years following the date on which the Debt Securities Program is rendered effective, subject to market conditions and AboitizPower’s funding requirements.

AboitizPower appointed BDO Capital & Investment Corporation, China Bank Capital Corporation, First Metro Investment Corporation, and SB Capital Investment Corporation as joint issue managers, joint lead underwriters, and joint bookrunners; and BDO - Unibank, Inc. – Trust and Investments Group as the trustee. PDTC is the registrar and paying agent of the 2021 Second Tranche Bonds.

The 2021 Second Tranche Bonds constitute the direct, unconditional, unsecured and unsubordinated Peso denominated obligations of AboitizPower and shall rank *pari passu* and ratably without any preference or priority amongst themselves and at least *pari passu* in priority of payment with all other present and future unsecured and unsubordinated obligations of the Issuer, other than (i) obligations preferred by the law, (ii) any obligation incurred by AboitizPower pursuant to Section 5.2 (a) of the trust agreement for the 2021 Second Tranche Bonds or as may be allowed therein, and (iii) other indebtedness or obligations disclosed by the Issuer to the trustee as of the relevant issue date.

Transfers of the 2021 Second Tranche Bonds shall be coursed through PDTC as registrar. Transfer and/or settlement of the 2021 Second Tranche Bonds shall be performed in accordance with the PDTC rules and procedures to be set by the Issuer and registrar.

AboitizPower is subject to the following negative covenants, among others:

1. Encumbrances - AboitizPower shall not permit any indebtedness to be secured by or to benefit from any lien, in favor of any creditor or class of creditors on, or in respect of, any present or future assets or revenues of the Issuer or the right of the Issuer to receive income; *Provided*, however that this shall not prohibit the following:
 - (i) any lien over any asset to secure: (x) payment of the purchase price or cost of leasehold rights of such asset; or (y) the payment of the cost and expenses for the development of

such asset pursuant to any development made or being made by the Issuer in the ordinary course of business; or (z) the payment of any indebtedness in respect of borrowed money (including extensions and renewals thereof and replacements therefor) incurred for the purpose of financing the purchase, lease or development of such asset;

- (ii) liens or charges for current taxes, assessments, or other governmental charges which are not delinquent or remain payable, without any penalty, or the validity of which is contested in good faith by appropriate proceedings, and adequate reserves have been provided for payment thereof;
- (iii) any Lien to secure, in the normal course of the business of the Issuer or its affiliates: (x) statutory or regulatory obligations; or (y) performance of bids, tenders, contracts (other than for the repayment of borrowed money) or leases;
- (iv) any lien to secure, in relation to a pending judicial, administrative, or arbitral proceeding, the Issuer or its affiliates' (x) surety or appeal bonds; or (y) bonds for release of attachment, stay of execution or injunction
- (v) any lien constituted for the purpose of guaranteeing an affiliate's obligation in connection with any contract or agreement that has been assigned to such affiliate by the Issuer;
- (vi) any lien constituted for the purpose of guaranteeing an obligation in connection with any contract or agreement of sale of any asset by the Issuer, provided that the Lien is removed or discharged within twelve (12) months of the date of the sale of the asset;
- (vii) any lien created over (x) deposits made by the Issuer with the proceeds of any loan facility made to it by any bank or financial institution denominated in a currency other than Philippine Pesos ("foreign currency"); or (y) financial instruments denominated in foreign currency owned by the Issuer, in each case solely for the purposes of raising an equivalent amount of indebtedness in any currency;
- (viii) any lien on the properties and assets of the Issuer: (x) imposed by Applicable Law, such as carriers' liens, warehousemen's liens, mechanics' liens, unpaid vendors' liens, and other similar liens arising in the ordinary course of business; (y) arising out of pledges or deposits under workmen's compensation laws, unemployment insurance, old age pensions, or other social security or retirement benefits or similar legislation, or retirement benefit plans of the Issuer; or (z) arising out of the set-off provision on other agreements of the Issuer relating to indebtedness;
- (ix) any lien in favor of banks, insurance companies, other financial institutions, and Philippine government agencies, departments, authorities, corporations of other juridical entities which secure a preferential financing obtained by the Issuer under a governmental program and the aggregate principal amount of such preferential financing does not exceed thirty-five percent (35%) of the Issuer's total assets;
- (x) any lien over its cash deposits, short-term cash investments, and marketable investment securities in favor of banks and other financial institutions, which secure (i) any borrowed money in connection with a treasury transaction in the ordinary course of business of Issuer, provided that the aggregate amount of security does not at any time exceed United States Dollars: Forty Million (US\$40,000,000.00) or its equivalent; and/or (ii) standby letters of credit to be used to guarantee additional equity infusions by the Issuer in its subsidiaries or affiliates and/or used in the ordinary course of business of Issuer, its subsidiaries and/or affiliates;
- (xi) other liens: (x) created solely by operation of law; and (y) on such other assets, whether constituted before or after the relevant issue date, as may be disclosed in writing by the Issuer to the trustee on or before the execution of the trust agreement; and

- (xii) any lien constituted over the investment of the Issuer in any of its affiliate, and whether such investment is in the form of shares, deposits or advances to guarantee or secure the obligations of the said affiliates;

Provided that for purposes of “affiliate” as used in Section 5.2 (a) (iii), (iv), (v), and (xii) of the trust agreement, it shall refer to any Person in which AboitizPower has an investment, whether direct or indirect, in.

- 4. Declaration and Payment of Cash Dividends/Issuance of Share. AboitizPower shall not declare or pay any dividends to its stockholders (other than dividends payable solely in shares of its capital stock and cash dividends due on its then-outstanding preferred shares) or retain, retire, purchase or otherwise acquire any class of its capital stock, or make any other capital or other asset distribution to its stockholders, unless all payments due under the 2021 Second Tranche Bonds are current and updated; and
- 5. Maintenance of Financial Ratios. Under the 2021 Second Tranche Bonds, AboitizPower is not required to maintain any financial ratios. However, the Issuer shall not incur any loan obligation with a maturity of more than one (1) year, if on the transaction date, after giving effect to the incurrence of such loan obligation and any other such cumulative obligations, but not giving any effect to the receipt or application of proceeds therefrom, the net debt to consolidated equity ratio, in respect of the relevant period immediately preceding the transaction date, will exceed 3:1.

CERTAIN LEGAL PROCEEDINGS

AboitizPower and its Subsidiaries are involved in various legal proceedings in the ordinary conduct of their businesses. The Company believes that none of these legal proceedings will have a material effect on the Company's financial position and results of operations.

Visayan Electric, for example, received several assessments of real property taxes on its electric posts, transformers, wires, machineries, air-conditioning units, and water pumps. Visayan Electric consistently maintains that the electric posts, transformers, wires, machineries, air-conditioning units, water pumps and their appurtenances are not considered real properties under the Civil Code of the Philippines, and therefore are not lawful objects of real property tax. Further, Section 270 of the Local Government Code of 1991 (LGC) provides that the collection of real property tax is mandatory within five years from the date they become due, and that failure to collect the real property tax within the said period will bar collection thereof.

Visayan Electric has availed of Cebu City's tax amnesty ordinance in settlement of its real property tax assessment case amounting to ₱183mn covering the period from 1989 to 2019 pending before the Cebu City Assessor's Office. Visayan Electric was issued a tax certificate on 5 January 2021, clearing the company of any and all real property tax liabilities for all its electric poles and their attachments located in Cebu City.

The other material pending legal proceedings involving the Company and its Subsidiaries are as follows:

Luzon Hydro Corporation vs. The Provincial Government of Benguet, represented by Governor Melchor D. Diclas; Orlando T. Oidi, in his official capacity as the Provincial Assessor of Benguet Province; Imelda I. Macanes, in her official capacity as the Provincial Treasurer of Benguet Province; Bado K. Pasule, in his official capacity as the Municipal Assessor of Bakun, Benguet; and Merlita Tolito, in her official capacity as the OIC-Municipal Treasurer of Bakun, Benguet, Civil Case No. 201-CV-3558

In view of the finality of the SC's Decision in the case entitled: "*National Power Corporation vs. Luzon Hydro Corporation (LHC), Banggay T. Alwis, Municipal Assessor, Manuel C. Bagayao, Municipal Treasurer of Bakun, Benguet, Erlinda Estepa, Provincial Assessor and Mauricio B. Ambanloc, Provincial Treasurer of the Province of Benguet*" docketed as GR No. 244450 and GR No. 244659, the Municipal Treasurer of Bakun issued real property tax Bills for the period covering 2002 to 2019 amounting to ₱284,448,073.24 on 16 January 2020.

On 3 February 2020, LHC wrote to the Provincial Governor requesting for the amendment of the real property tax Bills to align with the MOA dated December 20, 2012 by and between LHC and the Province of Benguet. In the same letter, LHC also cited Executive Order (EO) No. 88, Series of 2019, which reduced the liability for real property tax of IPPs such as LHC with BOT Agreements with Government Owned and Controlled Corporations to an amount equivalent to the tax due if computed at 15% assessment level and condoned all interest and penalties for all years up to 2018.

On 14 September 2020, LHC filed a Petition with the Regional Trial Court ("RTC") of La Trinidad, Benguet, praying for the issuance of a writ of *mandamus* to compel the Province of Benguet to comply with the provisions of the EO and recompute the real property tax liabilities of LHC. The Province of Benguet filed its Comment with Motion to Dismiss, which was denied by the RTC. The RTC also directed the parties to immediately manifest their conformity to the statement of undisputed facts, admitted documentary exhibits, and the statement of legal issues. LHC filed its Comment on 21 January 2021 while the Province filed its Compliance with Manifestation on 5 February 2021.

On 23 March 2021, a hearing was held through video conference to discuss the factual issues raised by the Province. The judge advised that an Amended Order will be issued containing the summary of admitted facts, list of admitted facts, list of admitted documents, and statement of legal issues based on the respective Comments or Manifestations filed by the parties. LHC filed its Memorandum on 28 April 2021.

As of 31 August 2021, the case is deemed submitted for decision.

Luzon Hydro Corporation vs. Cristina G. Monderin, in her official capacity as the Municipal Treasurer of Alilem, Ilocos Sur, et al.
Civil Case Nos. 01810-T and 01814-T

With the finality of the SC's determination in the case: "*Luzon Hydro Corporation and the National Power Corporation vs. The Local Board of Assessment Appeals of the Province of Ilocos Sur, Fatima Tenorio, in her official capacity as the Provincial Assessor of the Province of Ilocos Sur, Antonio A. Gundran, in his capacity as the Provincial Treasurer of the Province of Ilocos Sur*" docketed as GR Nos. 223403 and 223460-61 that it is liable to pay real property tax, LHC wrote to Gov. Singson on 18 December 2018 signifying its willingness to settle the outstanding RPT obligation, but at the reduced amount pursuant to the EOs. There was no response until 31 August 2019, when LHC received a Notice of Tax Delinquency from the Municipality with respect to four properties, computed based on an 80% assessment level. LHC received a second Tax Delinquency Notice on 18 September 2019 for seven other properties. The second tax delinquency notice covered the lodging house, admin buildings, warehouses, tunnel steel lining and industrial switchyard. Thereafter, the Municipality of Alilem issued warrants of levy for the properties covered by the notices, and scheduled them for auction sale.

LHC filed two separate "Petitions for Prohibition and *Mandamus* with prayer for Temporary Restraining Order ("TRO") and Preliminary Injunction" to cover the two notices of auction sale, challenging the correctness of the amount assessed as real property tax and to prevent the auction sale of the assets. The actions also sought the enforcement of the EOs directing the reduction of real property tax on property, machinery and equipment actually and directly used by IPPs under BOT contracts (however denominated), and condoning related real property tax interest and penalties.

The RTC of Tagudin, Ilocos Sur acting on both Petitions, issued two TROs enjoining the Municipality of Alilem from selling at public auction LHC's real properties for a period of 20 days, which has since expired. LHC, on its part, filed its Position Paper on 12 December 2019 and Supplemental Position Paper December 19, 2019, in compliance with the aforesaid court orders. The case is now submitted for decision.

On 17 April 2020, LHC filed a Manifestation to inform the RTC of Tagudin, Ilocos Sur about the parties' renewed attempt to forge a settlement. LHC and the Province of Ilocos Sur entered into a Compromise Agreement on 22 July 2020 and subsequently filed a Joint Motion to Render Judgment Based on Compromise. The RTC of Tagudin, Ilocos Sur approved the CA and promulgated the Judgment Based on Compromise Agreement on 27 July 2020 and on 11 September 2020 issued an Order noting LHC's full compliance with its obligations under the Compromise Agreement and directed the release to LHC of the TRO bond previously posted.

G.R. No. 210245 entitled "*Bayan Muna Representative Neri Javier Colmenares, et al. vs. Energy Regulatory Commission, et al.*", Supreme Court; 19 December 2013

G.R. No. 210255 entitled "*National Association of Electricity Consumers for Reforms, et al. vs. Manila Electric Company, et al.*", Supreme Court; 20 December 2013

G.R. No. 210502 entitled "*Manila Electric Company, et al. v Philippine Electricity Market Corporation, et al.*", Supreme Court; 8 January 2014

On 19 December 2013, Bayan Muna representatives filed a Petition for *Certiorari* against ERC and Meralco with the SC, questioning the alleged substantial increase in Meralco's power rates for the billing period of November 2013. These cases raised, among others, the: (i) legality of Sections 6, 29 and 45 of the EPIRA, (ii) failure of ERC to protect consumers from high prices of electricity, and (iii) alleged market collusion by the generation companies. These cases were consolidated by the SC, which issued a TRO preventing Meralco from collecting the increase in power rates for the billing period of November 2013. The TRO was subsequently extended by the SC for another 60 days, or until 22 April 2014. On 22 April 2014, the SC extended the TRO indefinitely.

Meralco filed a counter-petition impleading all generation companies supplying power to the WESM to prevent the generation companies from collecting payments on power purchased by Meralco from the WESM during the contested billing period. The SC ordered other power industry participants (DOE, ERC, PEMC, PSALM, and the generation companies) to respond to Meralco's counter-petition.

The SC set the consolidated cases for oral arguments on 21 January 2014, 4 and 11 February 2014. After oral arguments, all parties were ordered to file their comments and/or memoranda. Meralco has been prevented from collecting the differential increase of the price hike. Because of Meralco's counter-petition against the generation companies, PEMC withheld settlement of the power purchases during the covered period.

On 7 February 2019, petitioners in G.R. No. 210245 filed their Motion for Directions, Status Updates and Immediate Resolution. As of 30 September 2021, these cases before the SC are still pending resolution and the SC has not lifted the TRO.

SC GR No. 224341 entitled "*Philippine Electricity Market Corporation vs. Therma Mobile, Inc.*", Supreme Court [CA G.R. SP No. 140177 entitled "*PEMC v. Therma Mobile Inc.*", Court of Appeals, Manila SP Proc. No. 12790 entitled "*Therma Mobile Inc. vs. PEMC*", Regional Trial Court Branch 157-Pasig City PEMC ECO-2014-0009 entitled "*Therma Mobile, Inc. (TMO Power Plants Units 1-4) Possible Non-Compliance with Must-Offer-Rule, Investigation Summary Report, dated 4 August 2014*"]

The Enforcement and Compliance Office of the Philippines Electricity Market Corporation (PEMC-ECO) conducted an investigation on TMO for possible non-compliance with the Must-Offer-Rule for the period 26 October 2013 to 25 December 2013. PEMC-ECO concluded that TMO was non-compliant with the Must-Offer-Rule for 3,578 intervals and recommended a penalty of ₱234.9 mn.

TMO filed its letter request for reconsideration on 5 September 2014, contending that it did not violate the Must-Offer Rule because its maximum available capacity was limited to 100 MW due to: (a) the thermal limitations of the old TMO 115-kV transmission line, and (b) the technical and mechanical constraints of the old generating units and the component engines of the TMO power plants which were under various stages of rehabilitation after having been non-operational for five years. Although TMO's rated capacity is 234 MW (net), it could only safely and reliably deliver 100 MW during the November and December 2013 supply period because of limitations of its engines and the 115-kV transmission line. This temporary limitation of TMO's plant was confirmed during a dependable capacity testing conducted on 21 November 2013.

In its letter dated 30 January 2015, the PEMC Board of Directors denied TMO's request for reconsideration and confirmed its earlier findings. On 13 February 2015, TMO filed a Notice of Dispute with PEMC to refer the matter to dispute resolution under the WESM Rules, WESM Dispute Resolution Market Manual and the ERC-PEMC Protocol.

On 16 February 2015, TMO filed a petition for TRO before the Pasig City RTC. In its Order dated 24 February 2015, the RTC granted TMO a 20-day temporary order of protection and directed PEMC to: (i) refrain from demanding or collecting the amount of ₱234.9 mn as financial penalty; (ii) refrain from charging interest on the financial penalty and having the same accrue; and (iii) refrain from transmitting PEMC-ECO's investigation report to the ERC. TMO posted a bond in the amount of ₱234.9 mn to answer for any damage that PEMC may suffer as a result of the Order. On 1 April 2015, the RTC rendered a Decision in favor of TMO. PEMC appealed the RTC decision before the Court of Appeals (CA) and sought to reverse and set aside the decision of the RTC.

On 14 December 2015, the CA rendered a Decision denying PEMC's Petition for Review and affirming the 1 April 2015 Decision of RTC in favor of TMO. On 6 June 2016, PEMC filed a Petition for Review on *Certiorari* with the SC to assail the 14 December 2015 CA Decision. TMO filed its Comment to PEMC's Petition for Review and PEMC filed a Reply. In its 29 March 2017 Resolution, the SC noted TMO's Comment and PEMC's Reply.

As of 30 September 2021, PEMC's Petition is still pending before the SC.

SC G.R. Nos. 244449 and 244455-56 entitled "*Energy Regulatory Commission vs. Therma Mobile, Inc., Manila Electric Company and AP Renewables, Inc.*", Supreme Court;

[CA G.R. SP. No. 152588 entitled "*Therma Mobile, Inc. vs. Energy Regulatory Commission, Atty. Alfredo P. Vergara, Jr. and Engr. Nelson D. Canlas, in their capacity as Investigating Officers (IOs) of the Investigatory Unit constituted by the Honorable Commission pursuant to its Office Order No. 38, Series of 2013 dated 26 December 2013, as amended by Office Order No. 82, Series of 2017*", Court of Appeals, Manila;]

ERC Case No. 2015-025 MC entitled "*Atty. Isabelo Joseph P. Tomas II, in his capacity as the Investigating Officer of the Investigatory Unit constituted by the Honorable Commission pursuant to its Office Order No. 38, Series of 2013 dated 26 December 2013 vs Meralco and Therma Mobile, Inc. [For Violation of Section 45 of RA 9136, otherwise known as EPIRA, Rule 11, Section 1 of IRR of the EPIRA (Commission of an Anti-Competitive Behavior, particularly Economic Withholding)]*", ERC Pasig City, 4 June 2015;

ERC Case No. 2015-027 MC entitled "*Atty. Isabelo Joseph P. Tomas II, in his capacity as the Investigating Officer of the Investigatory Unit constituted by the Honorable Commission pursuant to its Office Order No. 38, Series of 2013 dated 26 December 2013 vs Therma Mobile, Inc. [For Violation of Section 45 of RA 9136, otherwise known as EPIRA, Rule 11, Section 1 and 8(e) of IRR of the EPIRA (Commission of an Anti-Competitive Behavior, particularly Physical Withholding)]*", ERC, Pasig City, 4 June 2015;

Pursuant to the allegations in the Bayan Muna SC case, the Investigation Unit of ERC ("ERC-IU") conducted investigations on the alleged anti-competitive behavior and market abuse committed by some participants of the WESM, including TMO.

On 24 January 2014, ERC issued a *Subpoena Ad Testificandum and Duces Tecum* directing TMO's representative to give clarification on matters pertaining to offers per trading interval involving the November to December 2013 supply months and provisions on the PSA between Meralco and TMO. The representative was likewise directed to bring relevant documents.

On 29 January 2014, TMO filed its Compliance and Submission to the *Subpoena Duces Tecum*. Further, on 11 March 2014, TMO filed its Memorandum, arguing that it did not commit any act constituting anti-competitive behavior and/ or misuse of market power. TMO then requested ERC-IU to terminate and close the investigation.

On 20 May 2015, ERC-IU issued its report and found that in bidding the way they did for the November and December 2013 supply months, TMO and Meralco allegedly committed Economic Withholding, and TMO committed Physical Withholding, and thus recommended the filing of cases for Anti-Competitive Behavior against TMO and Meralco.

On 23 June 2015, ERC ordered Meralco and TMO to file their respective Answers to the Complaint. On 24 August 2015, TMO filed its Answers praying for the dismissal of the Complaints.

In its Manifestation dated 7 October 2016, ERC-IU manifested the resignation of Atty. Isabelo Tomas as Investigating Officer (IO) and the appointment of Director Alfredo Vergara, Jr. and Engr. Nelson Canlas as new IOs. In a separate pleading, the new IOs filed their Reply to various motions filed by TMO.

On 27 July 2016, Meralco filed in ERC Case No. 2015-025MC an Urgent Motion to Dismiss with Motion to Suspend Proceedings on the ground that ERC has no jurisdiction over anti-competitive behavior cases, and that jurisdiction is with PCC. On 28 July 2016, TMO filed in the same case a Manifestation and Motion adopting Meralco's Urgent Motion to Dismiss. On 1 August 2016, TMO also filed its Manifestation and Motion, which sought the dismissal of ERC Case No. 2015-027MC for lack of jurisdiction.

In an Order dated 2 February 2017, ERC denied Meralco's and TMO's motions to dismiss for lack of jurisdiction. TMO filed its Motion for Reconsideration, which the ERC subsequently denied in its Order dated 20 June 2017.

On 18 September 2017, TMO filed a Petition for *Certiorari* with the CA, praying that the CA: (i) issue a TRO commanding the ERC to desist from conducting further proceedings in ERC Case No. 2015-025MC and ERC Case No. 2015-027MC; (ii) after proceedings, issue a Writ of Preliminary Injunction; and (iii) annul and set aside the 2

February 2017 and 20 June 2017 ERC Orders.

In a Resolution dated 2 October 2017, the CA directed the respondents to file their comment on TMO's Petition for *Certiorari* and denied TMO's prayer for a TRO. TMO filed a Motion for Partial Reconsideration of the CA's 2 October 2017 Resolution, which the CA denied. Thereafter, the CA issued its Notice of Judgment and Decision dated 23 May 2018, which denied TMO's Petition. On 20 June 2018, TMO filed its Motion for Reconsideration of CA's Decision dated 23 May 2018. In a Resolution dated 28 January 2019, the CA denied the motions for reconsideration filed by TMO, Meralco and APRI and the motion for partial reconsideration filed by the ERC.

Subsequently, ERC filed a Petition dated 21 February 2019 with the SC via Rule 45 of the Rules of Court. In the Petition, ERC challenged the CA Decision and Resolution insofar as the CA ruled that the PCA repealed the parts of the EPIRA that granted jurisdiction to ERC over anti-competition matters in the energy sector, and that PCC has original and exclusive jurisdiction over anti-competition matters, including those affecting the energy sector after the effectivity of the PCA.

In a Resolution dated 30 July 2019, the SC directed the respondents to file their Comments on ERC's Petition. On 25 November 2019, TMO filed its Manifestation with the SC. As of 30 September 2021, ERC's Petition is still pending with the SC.

Meanwhile, on 26 March 2021, virtual hearings were held with respect to ERC Case No. 2015-025 MC and ERC Case No. 2015-027. On 27 August 2021, the parties had their pre-trial conferences in these cases. On 16 September 2021, TMO filed its Manifestation and Motion in relation to matters arising from the pre-trial conference in ERC Case No. 2015-027. The ERC-IU also filed Motions for Reconsideration in both ERC Case No. 2015-025 MC and ERC Case No. 2015-027 praying that the ERC reconsider its ruling during the pre-trial conference and direct the parties to submit their respective position papers and all its supporting documents instead of conducting trial-type hearings. These motions were opposed by Meralco.

As of 30 September 2021, ERC Case No. 2015-025 MC and ERC Case No. 2015-027 are still pending with the ERC.

SC G.R. Nos. 244449 and 244455-56 entitled "*Energy Regulatory Commission vs. Therma Mobile, Inc., Manila Electric Company and AP Renewables, Inc.*", Supreme Court;

[CA G.R. SP. No. 152613 entitled, "*AP Renewables, Inc. vs. Energy Regulatory Commission and Directors Alfredo P. Vergara, Jr. and Engr. Nelson Canlas, in their capacity as the Investigating Officers of the Investigatory Unit of the Energy Regulations Commission*", Court of Appeals, Manila]

ERC Case No. 2015-038 MC entitled "*Energy Regulatory Commission vs. AP Renewables, Inc. ([Violation of Section 45 of EPIRA, Rule 11, Sec. 1 and 8 (E) of the Implementing Rules and Regulations (Commission of an Anti-Competitive Behavior, particularly, Physical Withholding)]*", ERC, Pasig City, 9 June 2015

ERC-IU conducted investigations on the alleged anti-competitive behavior and market abuse committed by some participants of the WESM, including APRI. On 20 May 2015, ERC-IU released its report holding that APRI's non-compliance with the Must-Offer Rule for four intervals is tantamount to Physical Withholding which, it alleged, is a form of anti-competitive behavior.

On 9 June 2015, complainant Atty. Isabelo Joseph Tomas III, Investigating Officer of the IU, filed the complaint for Anti-Competitive Behavior against APRI. On 23 June 2015, ERC issued an Order directing APRI to file its answer within 15 days from notice.

On 1 July 2015, APRI received the summons and complaint. Subsequently, on 7 July 2015, APRI filed a Motion praying that: (a) the Complainant serve upon APRI the complete copy of the complaint and its annexes; (b) the Complainant clarify and put on record the answer to the following issues: (i) which of Makban Plants' generating units is the subject of the complaint; and (ii) the dates and times of the four intervals mentioned in the complaint during which APRI allegedly offered "less than its total registered capacity." Meanwhile, on 29 July 2015, APRI filed its Answer *ad cautelam*.

In its Manifestation dated 7 October 2016, ERC-IU manifested the resignation of Atty. Isabelo Tomas as IO and

the appointment of new IOs. The new IOs filed their Reply to various motions filed by APRI.

Subsequently, APRI filed a Motion to Dismiss dated 29 July 2016, arguing that jurisdiction over the case is vested in the PCC. APRI also filed its *Ad Cautelam* Pre-Trial Brief and Judicial Affidavits. ERC denied APRI's Motion to Dismiss, and APRI's subsequent Motion for Reconsideration.

On 19 September 2017, APRI filed a Petition for *Certiorari* (with application for TRO and Writ of Preliminary Injunction) with the CA (CA G.R. SP. No. 152613), praying for the CA to: (i) issue a TRO commanding ERC to desist from conducting further proceedings in ERC Case. No. 2015-038MC; (ii) after proceedings, issue a Writ of Preliminary Injunction; and (iii) annul and set aside the 2 February 2017 and 20 June 2017 ERC Orders, and dismiss the complaint and ERC proceedings with prejudice.

On 6 November 2017, the IOs filed a Motion for Consolidation seeking to consolidate CA G.R. SP. No. 152613 with TMO's Petition in CA GR. No. 152588. Thereafter, the CA issued its Notice of Judgment and Decision dated 23 May 2018, which denied APRI's Petition. On 18 June 2018, APRI filed its Motion for Reconsideration of the CA's Decision dated 23 May 2018.

In a Resolution dated 28 January 2019, the CA denied the motions for reconsideration filed by APRI, Meralco, and TMO and the motion for partial reconsideration filed by ERC.

Subsequently, ERC filed a Petition dated 21 February 2019 with the SC via Rule 45 of the Rules of Court. In the Petition, ERC challenged the CA Decision and Resolution insofar as the CA ruled that the PCA repealed the parts of the EPIRA that granted to ERC jurisdiction over anti-competition matters in the energy sector, and that the PCC has original and exclusive jurisdiction over anti-competition matters including those affecting the energy sector after the effectivity of the PCA.

In a Resolution dated July 30, 2019, the SC directed the respondents to file their Comments on ERC's Petition. On 4 November 2019, APRI filed its Comment with the SC. As of 24 September 2021, ERC's Petition is still pending with the SC.

Meanwhile, on 26 March 2021, a hearing was held with respect to ERC Case No. 2015-038 MC. As of 30 September 2021, this case is still pending with the ERC.

Consolidated Regulated Price Case (ERC vs. Various Generation Companies and PEMC) G.R. Nos. 246621-30, and G.R. Nos. 247352-61, Petitions for Review on *Certiorari*, Supreme Court;

[Consolidated Regulated Price Case against the Energy Regulatory Commission, Petition for Review on *Certiorari*, Court of Appeals, Manila;

ERC Case No. 2014-021 MC entitled "*In the Matter of the Prices in the WESM for the Supply Months of November and December 2013 and the Exercise by the Commission of its Regulatory Powers to Intervene and Direct the Imposition of Regulated Prices therein without Prejudice to the On-going Investigation on the Allegation of Anti-Competitive Behavior and Possible Abuse of Market Power Committed by Some WESM Participants*", 28 March 2014]

ERC conducted an investigation on the alleged collusion by the generation companies to raise the WESM prices. Subsequently, ERC issued an Order in ERC Case No. 2014-021 MC dated 3 March 2014 (the "ERC Order"), declaring as void the Luzon WESM prices during the November and December 2013 supply months. ERC also declared the imposition of regulated prices for such billing periods and directed PEMC to calculate the regulated prices and implement the same in the revised November and December 2013 WESM bills of the concerned distribution utilities in Luzon, except for Meralco whose November 2013 WESM bill was maintained in compliance with the TRO issued by the SC.

Pursuant to the ERC Order, on 18 March 2014, PEMC issued adjusted billing statements for all generators trading in the WESM, including Cebu-based EAUC and CPPC, recalculating the WESM prices.

The Company's Affiliates and Subsidiaries, APRI, TLI, TMO, AESI, AdventEnergy, SN Aboitiz Power-Magat, SN

Aboitiz Power-Benguet, CPPC, and EAUC filed their respective Motions for Reconsideration, questioning the validity of the ERC Order on the ground of lack of due process, among others.

ERC, in its Order dated 15 October 2014, denied said Motions for Reconsideration. SN Aboitiz Power-Benguet, SN Aboitiz Power-Magat, APRI, TLI, and TMO filed their Petitions for Review (the "Petitions") before the CA on 19 November 2014, 24 November 2014, 1 December 2014, and 4 December 2014, respectively. The CA ordered the consolidation of the Petitions on 9 October 2015.

On 7 November 2017, the CA granted the Petitions. ERC's 3 March 2014 Order, among other orders, were declared null and void, and the Luzon WESM market prices in November and December 2013 were declared valid and therefore reinstated.

Thereafter, ERC and Meralco filed their respective motions for reconsideration. Several entities also filed motions to intervene in the case. APRI, TLI, and TMO filed their oppositions to the motions for reconsideration and motions to intervene. The CA denied the motions to intervene filed by several entities, which thereafter filed their motions for reconsideration. In an Omnibus Resolution dated 29 March 2019, the CA denied the motions for reconsideration by ERC and Meralco, as well as the motions for reconsideration filed by several entities that wanted to intervene in the case.

In June 2019, ERC, Meralco, and several entities filed their Petitions for Review on *Certiorari* with the SC, asking the latter to reverse and set aside the CA Decision dated 7 November 2017 and the CA Omnibus Resolution dated 29 March 2019. They also prayed that the SC reinstate the ERC Orders.

In September to October 2019, the SC issued Resolutions denying the Petitions for Review on *Certiorari* filed by several entities, including Calco Industries Inc., Paperland, *Alyansa ng mga Grupong Haligi at Teknolohiya Para sa Mamamayan* (AGHAM), Ateneo de Manila University, Citizenwatch, Riverbanks Dev't. Corp., Steel Angles Shapes & Sections Manufacturers, for failure to show any reversible error on the part of the CA in promulgating the Decision dated 7 November 2017 and Omnibus Resolution dated March 29, 2019.

In a Resolution dated 11 September 2019, the SC required respondents to file their Comments to ERC's Petition for Review on *Certiorari*. On 28 January 2020, TMO and TLI filed their Consolidated Comment (to the Petition for Review on *Certiorari* dated 13 June 2019); whereas APRI filed its Comment (on the Petition for Review on *Certiorari* dated 13 June 2019) on 11 February 2020.

In a Resolution dated 10 February 2020, the SC required respondents to file their Comments on Meralco's Petition for Review on *Certiorari* dated 13 June 2019. On 9 July 2020, APRI filed its Comment, and TLI and TMO filed their Consolidated Comment to Meralco's Petition for Review on *Certiorari*.

Subsequently, the SC issued a Resolution dated 11 March 2020 requiring the respondents to comment on San Beda University's Motion for Leave to Intervene and to Admit Petition-In-Intervention. On 2 October 2020, APRI filed its Opposition to San Beda University's Motion; while TLI and TMO filed their Opposition on 21 October 2020.

In a Resolution dated 4 November 2020, the SC resolved to consolidate and transfer the case with G.R. Nos. 247352-61 to the case with G.R. Nos. 246621-30. Further, in a Resolution dated 23 June 2021, the SC required Meralco to file its Consolidated Reply to respondents' Comments.

As of 30 September 2021, ERC's and Meralco's petitions are pending resolution by the SC.

ERC Case No. 2013-077 MC entitled "In Re: Petition for Dispute Resolution: Manila Electric Company (Meralco) vs. South Premiere Power Corporation (SPPC), Masinloc Power Partners Company, Ltd. (MPPCL), AP Renewables, Inc. (APRI), Therma Luzon, Inc. (TLI), San Miguel Energy Corporation (SMEC) and SEM-Calaca Power Corporation (SCPC)", 29 August 2013

On 29 August 2013, Meralco filed a petition before ERC against TLI and APRI, among other Successor Generating Companies (SGCs), docketed as ERC Case No. 2013-077 MC, where Meralco prayed that it be refunded by the respondent-SGCs of the transmission line losses. The petition arose from a claim of refund on account of the

alleged over-recoveries of transmission line losses.

The petition was filed by Meralco pursuant to ERC Order dated 4 March 2013 and 1 July 2013 in ERC Case No. 2008- 083 MC where the SGCs were not parties to.

On 20 September 2013, APRI and TLI, together with the other SGCs, filed a Joint Motion to Dismiss arguing that Meralco's petition should be dismissed for failure to state a cause of action and ERC's lack of jurisdiction over the subject matter of the case. The motion argued that: (i) Meralco cannot base its cause of action against the SGCs on a decision issued by ERC in another case where none of the SGCs were made parties to the case; and (ii) Meralco's claim is in a nature of a claim for sum of money which is properly within the jurisdiction of regular courts. The Joint Motion to Dismiss has since then been submitted for resolution with ERC.

As of 30 September 2021, ERC has yet to render its decision on the Joint Motion to Dismiss.

MARKET FOR ISSUER'S COMMON EQUITY AND RELATED STOCKHOLDER MATTERS

MARKET INFORMATION

AboitizPower's common shares are traded on the PSE.

The high and low stock prices of AboitizPower's common shares for each quarter of the past three years were as follows:

	2021		2020		2019	
	High	Low	High	Low	High	Low
First Quarter	₱27.35	₱23.05	₱35.00	₱23.45	₱39.20	₱33.70
Second Quarter	24.90	20.50	30.00	25.50	38.00	34.15
Third Quarter	34.20	23.00	28.25	24.30	40.35	34.10
Fourth Quarter	-34.00	-29.30	28.55	25.60	40.40	33.00

The closing price of AboitizPower common shares as of 16 December 2021 is ₱31.70 per share.

HOLDERS

As of 16 December 2021, AboitizPower has 590 stockholders of record, including PCD Nominee Corporation (Filipino) and PCD Nominee Corporation (Foreign). Common shares outstanding as of the same date were 7,358,604,307 shares.

The top 20 stockholders of AboitizPower as of 16 December 2021 are as follows:

Name	Number of Shares	Percentage
1) Aboitiz Equity Ventures Inc.	3,825,794,642	51.99%
2) JERA Asia Private Limited	1,986,823,163	27.00%
3) PCD Nominee Corporation (Filipino)	1,098,367,433	14.93%
4) PCD Nominee Corporation (Foreign)	157,543,563	2.14%
5) Bauhinia Management, Inc.	20,948,380	0.28%
6) Dominus Capital Inc.	14,009,949	0.19%
6) FMK Capital Partners, Inc.	14,009,949	0.19%
7) Portola Investors, Inc.	13,713,337	0.19%
8) Hawk View Capital, Inc.	13,711,967	0.19%
9) Ixidor Holdings, Inc.	8,203,632	0.11%
10) San Fernando Electric Light & Power Co., Inc.	7,931,034	0.11%
11) Parraz Development Corporation	7,827,522	0.11%
12) Arrayanes Corporation	6,936,943	0.09%
13) Sabin M. Aboitiz	5,667,406	0.08%
14) Iker M. Aboitiz	5,465,100	0.07%
15) Danel C. Aboitiz	4,528,696	0.06%
16) Ramon Aboitiz Foundation, Inc.	3,900,000	0.05%
17) Tris Management Corporation	3,130,359	0.04%
18) Tinkerbelle Management Corporation	3,042,454	0.04%

Name	Number of Shares	Percentage
19) CAL Management Corporation	3,036,798	0.04%
20) Gitana Management & Dev't. Corporation	2,817,091	0.04%
SUBTOTAL	7,207,409,418	97.94%
Other Stockholders	151,194,889	2.06%
TOTAL SHARES	7,358,604,307	100.00%
NET ISSUED AND OUTSTANDING SHARES	7,358,604,307	100.00%

DIVIDENDS

The cash dividends declared and paid by AboitizPower to common stockholders from 2019 to 2021 are shown in the table below:

Year	Cash Dividend Per Share	Total Declared	Declaration Date	Record Date	Payment Date
2021 (regular)	₱0.85	₱6.25 bn	3/5/2021	3/19/2021	3/31/2021
2020 (regular)	₱1.18	₱8.68 bn	3/6/2020	3/20/2020	4/3/2020
2019 (regular)	₱1.47	₱10.82 bn	3/7/2019	3/21/2019	4/5/2019

During the regular board meeting of the Company held on 28 November 2012, the Board approved a revised dividend policy consisting of an annual cash dividend payment ratio of 50% of its consolidated net income from the previous fiscal year based on the audited financial statements of the Company, subject to annual review and approval by the Board. The new policy changed the previous cash dividend payment ratio of 33% of previous year's net profits. The Company's new dividend policy was effective starting 2013.

The Revised Corporation Code prohibits stock corporations from retaining surplus profits in excess of 100% of their paid-in capital stock, except when justified by definite corporate expansion projects or programs approved by the Board, or when the corporation is prohibited under any loan agreement with any financial institution or creditor from declaring dividend without its consent, and such consent has not yet been secured, or when it can be clearly shown that such retention is necessary under special circumstances obtaining in the corporation.

As of the date of this Offer Supplement, the Company's Subsidiaries do not have a defined dividend policy. However, it has been the practice of the Company's Subsidiaries to declare excess cash as dividends to the Company.

As of the date of this Offer Supplement, there are no contractual restrictions that limit the ability of AboitizPower to declare and pay dividends on its common shares.

RECENT SALES OF UNREGISTERED OR EXEMPT SECURITIES INCLUDING RECENT ISSUANCES OF SECURITIES CONSTITUTING AN EXEMPT TRANSACTION

AboitizPower does not have any recent sales of unregistered or exempt securities including recent issuances of securities constituting an exempt transaction.

MANAGEMENT'S DISCUSSION AND ANALYSIS OF FINANCIAL CONDITION AND RESULTS OF OPERATIONS

The following discussion and analysis of the Company's consolidated financial condition and results of operations should be read in conjunction with the consolidated financial statements and accompanying schedules and disclosures set forth elsewhere in this report. The discussion and analysis of the Company's results of operations is presented in four comparative sections: for the nine-month period ended 30 September 2021 compared with the nine-month period ended 30 September 2020, for the year ended 31 December 2020 compared with the year ended 31 December 2019, for the year ended 31 December 2019 compared with the year ended 31 December 2018, and the year ended 31 December 2018 compared with the year ended 31 December 2017.

The Company has no known direct or contingent financial obligation that is material to the Company, including any default or acceleration of an obligation. There were no contingent liabilities or assets in the Company's balance sheet. For the details on the material off-balance sheet transactions, arrangements, obligations, and other relationships of the company please refer to Note [●] of the unaudited interim consolidated financial statements and Note 38 of the consolidated audited financial statements.

There are no known trends, events, material changes, seasonal aspects or uncertainties that are expected to materially affect the Company's continuing operations.

Prospective investors should read this discussion and analysis of the Company's consolidated financial condition and results of operations in conjunction with the consolidated financial statements and the notes thereto set forth elsewhere in this report.

TOP FIVE KEY PERFORMANCE INDICATORS

Management uses the following indicators to evaluate the performance of the Company and its subsidiaries (the Company and its subsidiaries are hereinafter collectively referred to as the "Group"):

1. **Share in Net Earnings of Associates and Joint Ventures.** This represents the Group's share in the undistributed earnings or losses of its investees for each reporting period subsequent to acquisition of said investment, net of goodwill impairment cost, if any. It also indicates profitability of the investment and investees' contribution to the Group's net income.

Goodwill is the difference between the purchase price of an investment and the investor's share in the value of the net identifiable assets of the investee at the date of acquisition.

Manner of Computation:

Investee's Net Income (Loss) x Investor's % ownership - Goodwill Impairment Cost

2. **Earnings before Interest, Taxes, Depreciation and Amortization (EBITDA).** The Company computes EBITDA as earnings before extraordinary items, net finance expense, income tax provision, depreciation, and amortization. It provides management and investors with a tool for determining the ability of the Group to generate cash from operations to cover financial charges and income taxes. It is also a measure to evaluate the Group's ability to service its debts.
3. **Cash Flow Generated.** Using the Consolidated Statement of Cash Flows, management determines the sources and usage of funds for the period and analyzes how the Group manages its profit and uses its internal and external sources of capital. This aids management in identifying the impact on cash flow when the Group's activities are in a state of growth or decline, and in evaluating management's efforts to control the impact.
4. **Current Ratio.** Current ratio is a measurement of liquidity, calculated by dividing total current assets by total current liabilities. It is an indicator of the Group's short-term debt paying ability. The higher the ratio, the more liquid the Group.

5. **Debt-to-Equity Ratio.** Debt-to-Equity ratio gives an indication of how leveraged the Group is. It compares assets provided by creditors to assets provided by shareholders. It is determined by dividing total liabilities by stockholders' equity.

NINE-MONTH PERIOD ENDED 30 SEPTEMBER 2021 VERSUS NINE-MONTH PERIOD ENDED 30 SEPTEMBER 2020

The table below shows the comparative figures of the key performance indicators for nine-month period 2021 and 2020 and as of 31 December 2020:

Key Performance Indicators	30 September 2021	30 September 2020	31 December 2020
	(INTERIM)		
<i>Amounts in thousands of ₱s, except for financial ratios</i>			
SHARE IN NET EARNINGS OF ASSOCIATES AND JOINT VENTURES	7,111,247	1,709,968	2,675,136
EBITDA	38,256,595	31,058,459	44,687,315
CASH FLOW GENERATED:			
Net cash flows from operating activities	27,909,371	24,203,101	31,781,669
Net cash flows used in investing activities	4,540,240	(5,414,857)	(4,526,973)
Net cash flows used in financing activities	(38,827,057)	(18,418,649)	(25,914,010)
Net (Decrease)/Increase in Cash & Cash Equivalents	(6,377,446)	369,595	1,340,686
Cash & Cash Equivalents, Beginning	38,699,545	37,433,929	37,433,929
Cash & Cash Equivalents, End	32,601,066	38,039,586	38,699,545
CURRENT RATIO	1.28		1.38
DEBT-TO-EQUITY RATIO	1.63		1.96

- Share in net earnings in associates and joint ventures for the first nine months of 2021 increased by 316% compared to the first nine months of 2020. The increase was mainly due to higher water inflows of SNAP-Magat and SNAP-Benguet and the receipt of liquidated damages for the delay in the construction of the power plant of GNPD.
- EBITDA for the first nine months of 2021 increased by 23%. This was primarily due to commissioning revenue from GNPD Unit 1, higher water inflow, higher demand, and higher WESM dispatch in compliance with the must-offer rule.
- For the first nine months ended 2021, cash and cash equivalents decreased by ₱6.10 billion (bn). This was mainly due to principal payments made on existing loans which was partly offset by Company's retail bond issuance in March 2021 and the issuance of fixed-rate notes in July 2021.
- Current Ratio as of 30 September 2021 was at 1.28x as compared to 1.38x as of 31 December 2020. The decline was primarily due to the Company loan that was reclassified from non-current to current during 2021. Cash also reduced due to the prepayment of long-term loans.
- Debt-to-Equity Ratio as of 30 September 2021 was at 1.63x, lower than the 1.96x recorded at the end of 2020.

Results of Operations

Net income for the first nine months of 2021 of ₱15.69 bn, was 124% higher than the ₱7.01 bn reported in 2020. This translated to earnings per share of ₱2.13 for the period. The Company recognized non-recurring losses of ₱36 million (mn) during the relevant period, compared to the non-recurring gains of ₱528 mn during the same period, due to net foreign exchange gains on the revaluation of dollar denominated liabilities. Without these one-off losses, the Company's core net income for the first three quarters of 2021 was ₱15.7 bn, 143% higher than the ₱6.5 bn recorded during the same period last year. This was primarily due to commissioning revenue from GNP Unit 1, higher water inflow for AboitizPower's hydro plants, higher availability of the TLI, Therma South, Inc. (TSI) and TVI facilities, and higher WESM dispatch in compliance with the must offer rule. In addition, GNPD also received liquidated damages for the delay in the construction of GNP Unit 1, and the final payments for business interruption claims resulting from GMEC and APRI outages from previous years were also received.

Power Generation and Retail Electricity Supply (RES)

AboitizPower's generation and retail supply business recorded EBITDA of ₱32.3 bn during the first three quarters of 2021, 27% higher than the ₱25.5 bn recorded during the corresponding period last year. As discussed above, this was due to commissioning revenue from GNP Unit 1, higher water inflow, higher availability of TLI, TSI and TVI facilities, and higher WESM dispatch in compliance with the must offer rule. This was partially offset by the lower margins from the GMEC outage. Capacity sold for the first three quarters of 2021 increased by 8% to 3,663 megawatts (MW), compared to 3,394 MW in the same period in 2020. Energy sold increased by 11% to 18,442 gigawatt-hours (GWh) for the first three quarters of 2021, compared to 16,689 GWh for the corresponding period in 2020.

Power Distribution

For the first three quarters of 2021, AboitizPower's distribution business recorded EBITDA of ₱6.1 bn, 5% higher than the ₱5.8 bn recorded during the same period last year. Energy sales increased by 5% to 4,197 GWh during the first three quarters of 2021, compared to 3,994 GWh in the same period in 2020. This was driven by higher energy consumption resulting from recoveries in demand. Energy sales from the Residential, Commercial, and Industrial customer segments increased due to less stringent community quarantines and the resumption of operations of commercial and industrial customers.

Material Changes in Line Items of Registrant's Statements of Income and Comprehensive Income

Consolidated Statements of Income

Net income attributable to equity holders of the Parent Company increased by ₱8.68 bn, or 124%. The various movements in line items are shown below to account for the increase:

(Amounts in thousands of ₱s)

Net Income Attributable to Equity Holders of the Parent (January - September 2020)	₱7,005,701
Increase in operating revenues	12,472,033
Increase in operating expenses	(10,646,386)
Decrease in interest income	(283,392)
Decrease in interest expense	319,996
Increase in share in net earnings of associates and joint ventures	5,401,279
Decrease in other income	(2,061,442)
Decrease in provision for taxes	3,144,248
Decrease in income attributable to non-controlling interests	334,948
Total	<u>8,681,284</u>
Net Income Attributable to Equity Holders of the Parent (January - September 2021)	<u>₱15,686,985</u>

Operating Revenues

(15% increase from ₱81.13 bn to ₱93.60 bn)

The increase in operating revenues was primarily due to higher availability of TLI, TSI and TVI facilities and higher WESM dispatch in compliance with the must-offer rule.

Operating Expenses

(17% increase from ₱61.85 bn to ₱72.50 bn)

The increase in operating expenses was mainly due to the higher cost of purchased power and of generated power.

Interest Income

(52% decrease from ₱540.00 mn to ₱257.00 mn)

The decrease in interest income during the first nine months of 2021 compared to first nine months of 2020 was primarily due to lower interest rates on placements.

Interest Expense and other financing costs

(3% decrease from ₱10.61 bn to ₱10.29 bn)

Interest expense decreased during the first nine months 2021 compared to the same period in 2020 due to lower interest accretion on lease liabilities as timely payments were made on TLI's obligation to Power Sector Assets and Liabilities Management Corporation (PSALM). The refinancing of Hedcor Bukidnon, Inc.'s project loan in September 2020 and prepayment of Parent US Dollar loan also contributed to lower interests during the first nine months of 2021. These were partly offset by additional interest expenses recognized during the first nine months of 2021 on AboitizPower's ₱9.55 bn and ₱8.00 bn retail bonds issued in July 2020 and March 2021, respectively.

Share in Net Earnings of Associates and Joint Ventures

(316% increase from ₱1.71 bn to ₱7.11 bn)

Share in net earnings in associates and joint ventures for the first nine months of 2021 increased by 316% compared to the first nine months of 2020. The increase was mainly due to higher water inflows of SNAP-Magat and SNAP-Benguet and the receipt of liquidated damages for the delay in the construction of the power plant of GNPD.

Other Income (Expenses) – net

(82% decrease from ₱2.52 bn to ₱456.00 mn other income)

The decrease in other income during the first nine months of 2021 compared to first nine months of 2020 was mainly due to the losses on the revaluation of foreign-currency denominated liabilities.

Provision for Taxes

(66% decrease from ₱4.79 bn to ₱1.64 bn)

The decrease in provision for taxes was due to the application of the provisions of Corporate Recovery and Tax Incentives for Enterprises (CREATE) Act reducing the regular corporate income tax (RCIT) rate from 30% to 25%. The Group also recognized a reversal of deferred tax on net operating losses carry over (NOLCO) during the first nine months of 2020 that resulted in higher provision for taxes during that period, compared to the first nine months of 2021.

Changes in Registrant’s Resources, Liabilities and Shareholders’ Equity

Assets

Total assets (as of 30 September 2021 compared to 31 December 2020) increased by ₱7.23 bn, or 2%. The major movements of the accounts leading to the increase were as follows:

- i) Cash and cash equivalents decreased by ₱6.10 bn, or 16% (from ₱38.70 bn to ₱32.60 bn). This was mainly due to loan payments by the Group during the first nine months of 2021.
- ii) Trade and other receivables increased by ₱2.97 bn, or 13% (from ₱22.02 bn to ₱24.99 bn), primarily due to higher revenues.
- iii) Inventories increased by ₱3.08 bn or 49% (from ₱6.31 bn to ₱9.39 bn). This was mainly driven by the increase in spare parts, supplies and fuel inventory.
- iv) Investments and advances increased by ₱2.85 bn, or 5% (from ₱61.83 bn to ₱64.68 bn). This was mainly driven by the new capital contributions to GNPD during the first nine months of 2021.
- v) Property, plant and equipment decreased by ₱1.15 bn, or 1% (from ₱203.45 bn to ₱202.30 bn). This was primarily due to the depreciation of existing assets.

- vi) Intangible assets increased by ₱2.17 bn, or 5% (from ₱44.28 bn to ₱46.45 bn). This was primarily due to the forex revaluation of GMEC's goodwill, which was partially offset by amortization of existing assets.
- vii) Deferred income tax assets decreased by ₱8.00 mn, or 1% (from ₱1.54 bn to ₱1.53 bn). This was mainly due to the application of the provisions of the CREATE Act, which was partially offset by the recognition of deferred tax on unrealized forex loss.
- viii) Other noncurrent assets decreased by ₱1.43 bn, or 15% (from ₱9.27 bn to ₱7.84 bn). This was mainly due to the regular reduction in PSALM deferred adjustment of the Power Distribution group.

Liabilities

Compared to 31 December 2020, total liabilities as of 30 September 2021 decreased by ₱12.13 bn, or 5%. The major movements of accounts leading to the decrease were as follows:

- i) Short-term loans decreased by ₱705.00 mn, or 6% (from ₱11.74 bn to ₱11.04 bn). This was mainly due to loan payments by the Group during the first nine months of 2021, which were used for working capital purposes.
- ii) Trade and other payables increased by ₱3.51 bn, or 19% (from ₱18.37 bn to ₱21.88 bn). This was primarily due to the increase in trade and fuel purchases.
- iii) Income tax payable decreased by ₱130.00 mn, or 18% (from ₱723.00 mn to ₱593.00 mn). This was mainly due to the application of the provisions of the CREATE Act.
- iv) Customers' deposits increased by ₱344.00 mn, or 5% (from ₱6.80 bn to ₱7.14 bn). This was mainly due to the receipt of bill deposits from new customers.
- v) Decommissioning liability increased by ₱747.00 mn, or 15% (from ₱5.01 bn to ₱5.76 bn). This was mainly due to the recognition of additional decommissioning provisions on power plant assets of APRI.
- vi) Long-term debt (current and non-current portions) decreased by ₱9.95 bn (from ₱177.32 bn to ₱167.38 bn). This was mainly due to the prepayment of Parent's US Dollar loan and other loan payments by the rest of the Group in 2021 which were partly offset by Parent's retail bond issuance.
- vii) Lease liabilities (current and noncurrent portions) decreased by ₱3.77 bn (from ₱39.26 bn to ₱35.49 bn), as TLI made timely payments during 2021 of its obligation to PSALM.
- viii) Long-term obligations on power distribution system (current and noncurrent portions) increased by ₱17.00 mn, or 9% (from ₱183.00 mn to ₱200.00 mn), due to interest accretion.
- ix) Net derivative asset and liability changed by ₱6.58 bn (from ₱1.79 bn liability to ₱4.79 bn asset) during the first nine months of 2021 due to hedging gains.
- x) Deferred income tax liabilities decreased by ₱133.00 mn, or 18% (from ₱745.00 mn to ₱613.00 mn), mainly due to the application of the provisions of the CREATE Act.

- xi) Other noncurrent liabilities decreased by ₱784.00 mn, or 71% (from ₱1.10 bn to ₱315.00 mn), mainly due to the regular payments of the PSALM deferred adjustments.

Equity

Equity attributable to equity shareholders of the Company increased by 15% (from ₱127.16 bn as of 31 December 2020 to ₱146.61 bn as of 30 September 2021) after the declaration of dividends in March 2021, net of comprehensive income recognized during the first nine months 2021. Cumulative translation adjustments increased by ₱9.28 bn, due to the upward net adjustment in the fair value of the Group's foreign currency forward and commodity swap contracts designated as cash flow hedges, as well as the net assets translation effect of GMEC and Luzon Hydro Corporation during the period.

Material Changes in Liquidity and Cash Reserves of Registrant

As of 30 September 2021, the Group's cash and cash equivalents increased by 16% to ₱32.60 bn, from ₱38.70 bn as of 31 December 2020.

Higher water inflows, higher availability of the Company's thermal facilities, and higher spot sales resulted in an increase in the cash generated from operations during the first nine months of 2021 by ₱3.71 bn, which was a 15% increase compared to the first nine months of 2020.

Net cash flows from (used in) investing activities reversed from negative ₱5.41 bn in the first nine months of 2020 to positive ₱4.54 bn in the first nine months of 2021, which was mainly due to the increase in dividends received from associates.

The net cash flows used in financing activities increased from ₱18.42 bn in the first nine months of 2020 to ₱38.83 bn in the first nine months of 2021, which was mainly due to higher payments of long-term debt, short-term loans and lease liabilities.

Financial Ratios

As of 30 September 2021, current assets increased by 6% and current liabilities increased by 15% compared to the end of 2020. The current ratio as of September 30, 2021 was at 1.28x compared to 1.38x as of 31 December 2020.

Consolidated debt to equity ratio as of 30 September 2021 was at 1.63x, lower than the 1.96x recorded at the end of 2020. This was due to a 5% decrease in total liabilities and 14% increase in equity during the first nine months of 2021.

Outlook for the Upcoming Year/ Known Trends, Events, and Uncertainties which may have Material Impact on the Registrant

AboitizPower remains focused on addressing the needs of its markets, namely: (1) providing reliable supply, at a (2) reasonable cost, and with (3) minimal impact on the environment and communities. The Company believes that there is no single technology that completely addresses the country's energy requirements and that to

address the deficiency, a mix of power generation technologies is necessary. Thus, AboitizPower continues to pursue both renewable projects and thermal technologies where and when it makes sense.

Despite increased competition in the power generation market, the Company believes that it has built the foundation to sustain its long-term growth, as seen in its pipeline of seven (7) new power generation projects totalling 1,314 MW of attributable net sellable capacity: (1) the GNPowr Dinginin Project (Dingin Project); (2) the SN AboitizPower-Magat Floating Solar Project (“Magat Floating Solar Project”); (3) the TMI Maco Hybrid Battery Energy Storage System Project (“Maco BESS Project”); (4) the SNAP-Magat BESS Project (“Magat BESS Project”); (5) the PV Sinag Power Cayanga Project (“Cayanga Project”); (6) the PV Sinag Power Laoag project (“Laoag Project”); and (7) the Hedcor Bukidnon Kibungan Hydro Project (“Kibungan Project”).

The Dinginin Project is in the final stages of construction, with Unit 1 achieving first synchronization last February 5, 2021. The commissioning and testing of Unit 1 are currently ongoing, albeit impacted by COVID outbreaks. Unit 1 is projected to start commercial operations once AboitizPower receives the Certificate of Compliance from the Energy Regulatory Commission, which is expected to occur in December 2021. Unit 2 is expected to start its initial synchronization in the second quarter of 2022.

In June 2019, SNAP-Magat switched on its first 200kW floating solar project over the Magat reservoir in Isabela. This was the first non-hydro renewable energy project of SN Aboitiz Power Group, which was looking at other renewables and complementary technologies to expand its portfolio. The Magat Floating Solar Project has proven its technical and commercial viability. SNAP-Magat is working on the renewable energy service contract application with the DOE. Since the National Irrigation Administration (NIA) is the government agency in charge of dams and reservoirs, SN AboitizPower-Magat secured an extension of the memorandum of understanding with NIA on the conduct of the feasibility study, with ongoing discussions regarding the agreement for use of the reservoir. Based on the results of the pre-feasibility studies, phase one of the project will be for 67 MW. The plan is to install up to 150 MW, depending on the final technical solution and layout.

In November 2020, AboitizPower announced two battery projects. TMI’s Maco BESS Project is located in Maco, Compostela Valley. It has a storage capacity of 49 MW and is intended to be used for ancillary services. Development activities are ongoing to integrate the battery energy storage system with TMI’s Maco oil barge. The project is currently 61% complete and commercial operations are currently targeted to commence in the first half of 2022. The Maco BESS Project is one of the 12 projects with a total capacity of 248 MW for regulating and contingency reserves which the Company is targeting to develop in the next 10 years. It will serve as a model for future battery investments as well as hybrid renewable energy projects.

The Magat BESS Project is located in Ramon, Isabela. It has a storage capacity of 20 MW and will be used to provide ancillary services. Early work activities have been completed, including site surveys and basic engineering design. The tendering process is in its final stages. Necessary permits for construction have been secured from various agencies and the local government unit. The project is expected to commence commercial operations in the second half of 2024.

The PV Sinag Power Cayanga Project is a 75 MW plant located in barangay Cayanga, municipality of Bugallon, Pangasinan. Preparations for its planned construction and execution are in progress. The engineering procurement and construction bidding process has been concluded. The target issuance of the notice to proceed for this project and transmission line works is expected on November 24, 2021. The project is expected to commercially operate by the fourth quarter of 2022.

The Company is also aiming to start the construction of a 130 MW solar project in Laoag, Ilocos Norte and a 40 MW hydro project in Kibungan, Benguet. The expected completion dates are the third quarter of 2023 and second quarter of 2024, respectively.

In relation to AboitizPower's existing capacity, the steam field operator for APRI has commenced the drilling of 12 new wells, which are expected to result in a minimum 50 MW of aggregated individual well capacity by 2023. The scheduled three make up wells for MakBan for 2021 have been completed and are currently contributing 14 MW. Eight more production wells are expected to be completed by 2022. The total incremental capacity from new wells to date is now contributing 26 MW. APRI is also developing a 15 MW Binary power plant project in Tiwi, Albay. The initiative to convert waste heat from the geothermal brine to power a 15 MW Binary power plant is reaching the final stages of tender. Negotiations with top ranked bidders for design optimization and final contracting are ongoing. APRI is expected to award the project by year-end, while commissioning is targeted by 2023. These projects are significant as they will allow APRI to optimize its current net sellable capacity of 290 MW.

The Company is currently planning to double its net attributable capacity by the end of the decade, with a target of 9,200 MW by 2030. It will achieve a 50:50 balance between its renewable ("Cleanergy") and thermal capacities without new coal builds. This is expected to come from a portfolio of renewables and selective baseload builds.

The Company aims to maximize opportunities from the implementation of the Renewable Portfolio Standards ("RPS") by the DOE starting in 2021. In line with DOE's aspirational goal of a 35% share in renewable energy utilization by 2030, RPS is a market-based policy that mandates power distribution utilities, electric cooperatives, and retail electricity suppliers to source an agreed portion of their energy supplies from renewable energy facilities. The Company will continue to pursue international opportunities, with a continued focus on renewable energy projects in wind, hydro, and solar in highgrowth geographic markets with acceptable regulatory environments. The Company will significantly grow Cleanergy by 3,700 MW, both domestically and internationally, and bring its renewables portfolio to 4,600 MW by 2030.

The Company is optimizing its existing baseload facilities to meet the existing critical market needs. Its options for a third unit in its existing baseload facilities remain open to address future baseload needs of the market if called upon. For baseload growth, the Company is shifting its focus to gas. The Company has early feasibility studies and, within the next 10 years, is targeting to build one gas plant with a capacity of 1,000 MW, unless a cleaner technology proves to be the more economical option.

AboitizPower fully supports the DOE's coal moratorium efforts to make the Philippine energy system more flexible, resilient, and sustainable. AboitizPower is also closely and proactively monitoring the risks associated with climate-related regulations and initiatives, including recent discussions on the early retirement of coal assets in the Philippines and Indonesia. AboitizPower, through its parent AEV, is the first Philippine company to sign up and commit to the Task Force on Climate-Related Financial Disclosure framework. The Company has taken steps to proactively quantify the potential impacts of various climate regulations on its assets. The Company is monitoring this risk as part of its risk management framework and is developing strategies to manage risks that are above certain risk thresholds.

Given the current state of power needs in the Philippines and the expected build progression of new plants over the next 10 years, AboitizPower believes its existing coal assets will need to continue to play a significant role

for at least another 15 to 20 years. AboitizPower is always looking at improvements to make sure it continues to operate its assets responsibly and compliant to all regulations.

The Company believes that it is well-positioned to take advantage of opportunities arising from developments in the power industry. It expects its financial condition to give it the agility to create or acquire additional generating capacity over the next few years.

AboitizPower, together with its partners, has allotted ₱23 bn for capital expenditures in 2021, about 70% of which is for expansions and upgrades. These include the remaining investment for GNPD's construction, as well as for the Company's battery energy storage system projects.

Despite the challenges posed by the global pandemic and the currently challenging business situation, the Company continues to operate with its business continuity plans in force, in accordance with the protocols and guidelines of the government's community quarantine. The Company will continue to provide the country with the much-needed power supply for hospitals, government institutions, and critical businesses, while ensuring the safety of its teams, partners, and communities.

On 27 September 2021, AboitizPower's parent company, AEV, disclosed that it had executed an agreement to sell 1,840,334,941 common shares in AboitizPower (equivalent to 25.01% of AboitizPower's total outstanding capital stock) to JERA Asia Private Limited ("JERA Asia") for approximately US\$ 1.46 billion. The transaction involves the sale by AEV of its 25.01% stake in AboitizPower to JERA Asia. JERA Asia is a wholly owned subsidiary of JERA Co., Inc. ("JERA"), a power generation company based in Japan. The completion of the transaction is subject to certain conditions precedent, one of which is the approval and ratification of the shareholders of the sale and a special stockholders' meeting scheduled on 10 December 2021. On 28 October 2021, the Philippine Competition Commission acknowledged that the proposed acquisition does not breach the prescribed compulsory notification thresholds, satisfying one of the conditions precedent.

Following the completion of the transaction, AEV will continue to own a controlling stake of approximately 52.0% in AboitizPower, retaining control of the Company's operations while having access to JERA's expertise, including large-scale renewable energy centered on offshore wind power generation and Liquefied Natural Gas (LNG) value chains, zero-emission thermal power generation using ammonia and hydrogen, and a Zero CO2 Emissions 2050 roadmap. JERA Asia has also entered into an agreement with AEV's parent, Aboitiz & Company, Inc. (ACO) to acquire an additional 1.99% ownership interest in AboitizPower, which would bring JERA Asia's total post-completion ownership stake in AboitizPower to 27%. The partnership enables AboitizPower's 10-year renewable energy expansion journey.

Upon completion of JERA Asia's acquisition of shares in AboitizPower, AboitizPower and JERA have agreed to explore immediate collaboration in the following areas: 1) development of power projects (including LNG-to-Power projects); 2) management and sourcing of LNG fuel supply; and 3) potential participation in aspects of plant operation and maintenance (O&M).

Other known trends, events, uncertainties which may have a material impact on AboitizPower have been discussed extensively in sections of the Company's Information Statement (e.g. for an extensive discussion on regulatory issues, see Effects of Existing or Probable Government Regulations on the Business on page 80 of the Company's 2020 Definitive Information Statement.)

YEAR ENDED 31 DECEMBER 2020 VERSUS YEAR ENDED 31 DECEMBER 2019

The table below shows the comparative figures of the key performance indicators for 2020 and 2019:

Key Performance Indicators	2020	2019
<i>Amounts in thousands of ₱s, except for financial ratios</i>		
SHARE IN NET EARNINGS OF ASSOCIATES AND JOINT VENTURES	2,675,136	3,813,962
EBITDA	44,687,315	45,005,022
CASH FLOW GENERATED:		
Net cash flows from operating activities	31,781,669	39,356,962
Net cash flows used in investing activities	(4,526,973)	(34,060,584)
Net cash flows used in financing activities	(25,914,010)	(14,376,055)
Net (Decrease)/Increase in Cash & Cash Equivalents	1,340,686	(9,079,677)
Cash & Cash Equivalents, Beginning	37,433,929	46,343,041
Cash & Cash Equivalents, End	38,699,545	37,433,929
CURRENT RATIO	1.38	1.50
DEBT-TO-EQUITY RATIO	1.96	2.07

- Share in net earnings in associates and joint ventures for the year 2020 decreased by 30% compared to last year. The decrease was mainly due to lower income contributions from SN Aboitiz Power-Magat resulting from a reduction in volume sold caused by reduced water levels and higher GN Power Dinginin (GNPD) net losses due to foreign-currency denominated loan revaluations.
- EBITDA for the year of 2020 decreased by 1%. This was due to lower demand resulting from the imposition of COVID-19 related quarantine measures. EBITDA was also affected by plant outages offset by lower purchased power cost during the year, as well as new capacities.
- For the year ended 2020, cash and cash equivalents increased by ₱1.27 bn. This was mainly due to Company's retail bond issuance in July 2020 which was partly offset by principal payments made on existing loans.
- Current Ratio as of 31 December 2020 was at 1.38x as compared to 1.50x as of 31 December 2019. The decline was primarily due to maturing bonds of the Company that were reclassified from non current.
- Debt-to-Equity Ratio as of 31 December 2020 was at 1.96x, lower than the 2.07x recorded at the end of 2019.

Results of Operations

Net income for the year of 2020 of ₱12.58 bn, was 27% lower than the ₱17.32 bn reported in 2019. This translated to earnings per share of ₱1.71 for the period. The Company recognized non-recurring net gains of ₱45 mn during 2020, compared to non-recurring net gains of ₱702 mn during 2019, due to net foreign exchange gains on the revaluation of dollar denominated liabilities. Without the one-off gains, the Company's core net income for 2020 was ₱12.53 bn, 25% lower than the ₱16.62 bn recorded in 2019. This was primarily due to additional tax expenses following the expiration of the income tax holiday (ITH) incentives of Therma South, Inc. (TSI) and GN Power Mariveles Energy Center Ltd. Co. (GMEC, formerly GNPowder Mariveles Coal Plant Ltd. Co. or GMCP). The company prudently de-recognized deferred tax assets on NOLCO from 2018 and 2019. There were also additional interest expenses from the Company's bonds and loans that were availed of in late 2019 and the second half of 2020.

Power Generation and Retail Electricity Supply (RES)

AboitizPower's generation and retail supply business recorded EBITDA of ₱37.70 bn in 2020, 4% higher than the ₱36.20 bn recorded in 2019. The variance was primarily due to better availability of coal facilities and the recognition of BI claims, which offset the lower demand due to COVID-related community quarantines and lower water inflows to our hydro facilities.

Capacity sold for 2020 increased by 7% to 3,417 megawatts (MW) from 3,184 MW in the same period last year. This was the result of increased contracting levels driven by the new capacity of Therma Visayas, Inc. and additional portfolio contracts. The increase in contracting levels, however, was offset by the lower demand brought about by the pandemic and lower water inflows to our hydro facilities. This resulted in a YoY reduction in energy sold, which declined by 1% to 22,754 gigawatt-hours (GWh) for 2020 from 22,942 GWh during 2019.

Power Distribution

For 2020, AboitizPower's distribution business recorded EBITDA of ₱7.2 bn, 12% lower than the ₱8.2 bn recorded during 2019. Energy sales decreased by 8% to 5,368 GWh in 2020 from 5,851 GWh in 2019. This was due to lower consumption which resulted from the enforcement of COVID-related community quarantines.

Material Changes in Line Items of Registrant's Statements of Income and Comprehensive Income

Consolidated Statements of Income

Net income attributable to equity holders of the Parent Company decreased by ₱4.75 bn, or 27%. The various movements in line items are shown below to account for the decrease:

Net Income Attributable to Equity Holders of the Parent (January - December 2019)	₱17,322,677
	<hr/>
Decrease in operating revenues	(15,258,508)
Increase in operating expenses	13,282,521
Increase in interest income	(638,627)
Increase in interest expense	(205,882)
Decrease in share in net earnings of associates and joint ventures	(1,138,826)
Increase in other income	1,445,176
Increase in provision for taxes	(2,846,414)
Decrease in income attributable to non-controlling interests	615,559
Total	<hr/> (4,745,001) <hr/>
Net Income Attributable to Equity Holders of the Parent (January - December 2020)	₱12,577,676

Operating Revenues

(12% decrease from ₱125.64 bn to ₱110.38 bn)

The decrease in operating revenues was primarily due to lower demand brought about by the COVID-19 pandemic and resulting community quarantines, lower spot prices and indices as well as lower contract rates. These were offset by new capacities which went online in 2020.

Operating Expenses

(14% decrease from ₱96.78 bn to ₱83.50 bn)

The decrease in operating expenses was mainly due to the lower cost of purchased power and of generated power during the first half of 2020 brought about by COVID-19.

Interest Income

(49% decrease from ₱1.29 bn to ₱653 mn)

The decrease in interest income during year of 2020 compared to the same period last year was primarily due to lower interest rates on placements.

Interest Expense and other financing costs

(1% increase from ₱14.05 bn to ₱14.25 bn)

Interest expense increased during the year of 2020 compared to the same period last year due to interest and financing costs on AboitizPower's ₱7.25 bn and ₱9.55 bn retail bonds issued in October 2019 and July 2020 respectively.

Share in Net Earnings of Associates and Joint Ventures

(30% decrease from ₱3.81 bn to ₱2.68 bn)

Share in net earnings in associates and joint ventures for the year of 2020 decreased by 30% compared to same period last year. The decrease was mainly due to lower income contributions from SN Aboitiz Power-Magat resulting from a reduction in volume sold caused by reduced water levels and higher share of GNPD net losses due to foreign-currency denominated loan revaluations.

Other Income (Expenses) – net

(41% increase from ₱3.48 bn to ₱4.93 bn other income)

The increase in other income during the year of 2020 compared to the same period last year was mainly due to business interruption insurance claims of TSI due to plant outages.

Provision for Taxes

(89% increase from ₱3.22 bn to ₱6.06 bn)

The increase in provision for taxes was due to the additional taxes from the expiration of the ITH incentives of TSI and GMEC.

Changes in Registrant's Resources, Liabilities and Shareholders' Equity

Assets

Total assets (as of 31 December 2020 compared to 31 December 2019) decreased by ₱12.54 bn, or 3%. The major movements of the accounts leading to the decrease were as follows:

- a) Cash and cash equivalents increased by ₱1.27 bn, or 3% (from ₱37.43 bn to ₱38.70 bn). This was due to the additional loan availments by the Group.
- b) Inventories decreased by ₱324 mn or 5% (from ₱6.63 bn to ₱6.31 bn). This was mainly driven by a decrease in coal inventory.
- c) Other current assets decreased by ₱604 mn, or 5% (from ₱11.08 bn to ₱10.48 bn). This was mainly driven by the reclassification of a portion of TVI's Advances to National Grid Corporation of the Philippines (NGCP) to other noncurrent assets.
- d) Investments and advances increased by ₱950 mn, or 2% (from ₱60.88 bn to ₱61.83 bn). This was mainly driven by the new capital contributions to GN Power Dinginin (GNPD).
- e) Property, plant and equipment decreased by ₱6.07 bn, or 3% (from ₱209.52 bn to ₱203.45 bn). This was primarily due to the depreciation of existing assets.
- f) Intangible assets decreased by ₱2.43 bn, or 5% (from ₱46.71 bn to ₱44.28 bn). This was primarily due to the amortization of existing assets.

- g) Net pension assets decreased by ₱18 mn, or 26% (from ₱68 mn to ₱50 mn). This was mainly due the accrual of retirement costs.
- h) Deferred income tax assets decreased by ₱1.25 bn, or 45% (from ₱2.79 bn to ₱1.54 bn). This was mainly due to the reduction of the deferred tax benefits recognized by Therma Luzon, Inc. (TLI) on its net operating loss.
- i) Other noncurrent assets decreased by ₱4.25 bn, or 31% (from ₱13.52 bn to ₱9.27 bn). This was mainly due to the decrease in Input VAT, regular reduction in PSALM deferred adjustment and the reclassification of TVI's restricted cash to Cash and cash equivalents.

Liabilities

Compared to 31 December 2019, total liabilities as of 31 December 2020 decreased by ₱13.49 bn, or 5%. The major movements of accounts leading to the decrease were as follows:

- a) Short-term loans increased by ₱1.41 bn, or 14% (from ₱10.34 bn to ₱11.74 bn). This was mainly due to new loans availed of by the Group for working capital purposes.
- b) Trade and other payables decreased by ₱4.00 bn, or 18% (from ₱22.38 bn to ₱18.37 bn). This was primarily due to the reduction of trade payables.
- c) Income tax payable increased by ₱213 mn, or 42% (from ₱510 mn to ₱723 mn). This was mainly due to the expiration of the ITH incentives of TSI and GMEC.
- d) Decommissioning liability increased by ₱1.44 bn, or 40% (from ₱3.57 bn to ₱5.01 bn). This was mainly due to the recognition of additional decommissioning provisions on power plant assets.
- e) Long-term debt (current and non-current portions) decreased by ₱650 mn (from ₱177.97 bn to ₱177.32 bn). This is mainly due to principal payments made on existing loans and the revaluation of dollar denominated loans. These were partly offset by Parent's bond issuance.
- f) Lease liabilities (current and noncurrent portions) decreased by ₱5.53 bn (from ₱44.79 bn to ₱39.26 bn), as TLI made timely payments on its obligation to Power Sector Assets and Liabilities Management Corporation (PSALM).
- g) Long-term obligation on power distribution system (current and noncurrent portions) decreased by ₱16 mn, or 8% (from ₱199 mn to ₱183 mn), as payments were made in 2020.
- h) Net derivative liabilities decreased by ₱597 mn (from ₱2.39 bn to ₱1.79 bn) during the year of 2020 due to hedging gains.
- i) Deferred income tax liabilities decreased by ₱103 mn, or 12% (from ₱848 mn to ₱745 mn), mainly due to the amortization of Franchise assets and increase in the Allowances for impairment and probable losses.
- j) Net pension liabilities decreased by ₱132 mn, or 31% (from ₱426 mn to ₱294 mn), mainly due to the contributions to retirement fund which were higher than the effect of retirement costs and net actuarial losses.
- k) Other noncurrent liabilities decreased by ₱5.71 bn, or 84% (from ₱6.81 bn to ₱1.10 bn), mainly due to the regular payments of the PSALM deferred adjustments and the settlement of TVI's Other noncurrent liabilities.

Equity

Equity attributable to equity shareholders of the Parent Company increased by 1% (from ₱125.54 bn at the end of 2019 to ₱127.16 bn as of 31 December 2020) after the declaration of dividends in March 2020, net of comprehensive income recognized during the year of 2020. Cumulative translation adjustments decreased by ₱1.45 bn, due to the downward net adjustment in the fair value of the Group's foreign currency forward and commodity swap contracts designated as cash flow hedges, as well as the net assets translation effect of GMEC and Luzon Hydro Corporation during the period.

Material Changes in Liquidity and Cash Reserves of Registrant

As of 31 December 2020, the Group's cash and cash equivalents increased by 3% to ₱38.70 bn, from ₱37.43 bn as of 31 December 2019.

The reduction in power demand brought about by COVID-19 related community quarantines contributed to lower cash generated from operations during the year of 2020 by ₱7.58 bn which was a 19% decrease compared to the same period last year.

Net cash flows used in investing activities decreased to ₱4.53 bn in the year of 2020 from ₱34.06 bn for the same period last year, which was mainly due to the ₱24.95 bn AA Thermal acquisition taken up last year.

The net cash flows used in financing activities as of 31 December 2020 increased by ₱11.54 bn compared to the same period in 2019, primarily due to payments by the Group of principal amortizations on various loans.

Financial Ratios

As of 31 December 2020, current assets increased by 1% and current liabilities increased by 9% compared to end of 2019. The current ratio as of 31 December 2020 was at 1.38x compared to 1.50x as of 31 December 2019.

Consolidated debt to equity ratio as of 31 December 2020 was at 1.96x, higher than the 2.07x recorded at the end of 2019. This was due to a 5% decrease in total liabilities during the year of 2020, coupled with a 1% increase in equity during the same period.

YEAR ENDED 31 DECEMBER 2019 VERSUS YEAR ENDED 31 DECEMBER 2018

The table below shows the comparative figures of the top five key performance indicators for 2019 and 2018.

Key Performance Indicators	2019	2018
<i>Amounts in thousands of ₱s, except for financial ratios</i>		
SHARE IN NET EARNINGS OF ASSOCIATES AND JOINT VENTURES	3,813,962	4,356,825
EBITDA	45,005,022	51,490,894
CASH FLOW GENERATED:		
Net cash flows from operating activities	39,356,962	37,287,900
Net cash flows used in investing activities	(34,060,584)	(7,243,119)
Net cash flows used in financing activities	(14,376,055)	(19,155,753)
Net (Decrease)/Increase in Cash & Cash Equivalents	(9,079,677)	10,889,028
Cash & Cash Equivalents, Beginning	46,343,041	35,699,631
Cash & Cash Equivalents, End	37,433,929	46,343,041
CURRENT RATIO	1.50	1.89
DEBT-TO-EQUITY RATIO	2.07	1.85

- Share in net earnings in associates and joint ventures declined by 12% in 2019 compared to 2018 due to lower income contributions from SNAP-Magat, Inc. and GNPD. The lower share in net earnings of GNPD was mainly due to a forex gain recorded in 2018 as against a forex loss reported in 2019. SNAP-Magat's lower income contribution was primarily driven by a reduction in volume sold due to reduced water levels in 2019.
- Consolidated EBITDA decreased by 13% in 2019, mainly due to an increase in cost of purchased power, lower spot market revenues, and lower plant availability across the Generation Group.
- During 2019, cash and cash equivalents decreased by ₱8.91 bn, due to cash flows used for the acquisition of AA Thermal and investment in GNPD for the ongoing construction of its 1x668 MW supercritical coal-fired power plant in Bataan.
- Current ratio at the end of 2019 was at 1.50x, down from previous year's 1.89x. This is due to the reduction in cash and cash equivalents and the increase in currently maturing debt.
- Debt-to-equity ratio as of 31 December 2019 was at 2.07, higher than the 1.85 recorded at the end of 2018 due to the availment of new debts during 2019.

Results of Operations

Net income for 2019 decreased 20% YoY, from ₱21.71 bn in 2018 to ₱17.32 bn in 2019, which translated to earnings per share of ₱2.35. In 2019, there was higher cost of purchased power, lower spot market revenues, and lower plant availability of the Generation Group. The Company also recognized non-recurring gains of ₱702 mn, mainly due to net foreign exchange gains from the revaluation of dollar-denominated debts and derivatives, Aseagas' VAT recoveries, and gain on land appraisal. Without these one-off gains, the Company's core net income for 2019 was ₱16.62 bn, 30% lower than the ₱23.8 bn recorded during 2018.

Power Generation and RES

The Generation Group and RES' income contribution for 2019 was ₱15.28 bn, down 23% YoY. The decline was largely driven by the higher volume and cost of purchased power, lower spot market revenues, and lower plant availability. Spot market prices were high in the first half of 2019. During this period, the Group purchased replacement power due to outages, and contracted ahead in preparation for TVI incoming capacity. Plant availability was also lower versus the same period last year due to outages from the Group's local facilities.

As of year-end 2019, AboitizPower's net sellable capacity stood at 3,455 MW.

Power Distribution

The Distribution Utilities' earnings contribution increased slightly by 1% YoY, from ₱4.05 bn in 2018 to ₱4.10 bn in 2019.

Material Changes in Line Items of Registrant's Statements of Income and Comprehensive Income

Consolidated Statements of Income

Consolidated net income attributable to equity holders of the parent decreased by 20% from ₱21.71 bn in 2018 to ₱17.32 bn in 2019. The various movements in line items are shown below to account for the increase:

Consolidated Net Income Attributable to Equity Holders of the Parent for 2018	₱21,707,603
Decrease in operating revenues	(5,936,927)
Increase in operating expenses	(1,703,881)
Increase in interest income	411,618
Increase in interest expense	(1,965,488)
Decrease in share in net earnings of associates and joint ventures	(542,863)
Increase in other income - net	4,775,698
Higher provision for taxes	(289,875)
Decrease in income attributable to non-controlling interests	866,792
Total	4,384,926
Consolidated Net Income Attributable to Equity Holders of the Parent for 2019	₱17,322,677

Operating Revenues

(5% decrease from ₱131.57 bn to ₱125.64 bn)

The 5% decrease in operating revenues was driven by: (i) lower plant availability, (ii) expiration of contracts with customers of TMI and TMO, and (iii) lower average selling price on the Generation Group and RES power supply contracts. This was partly offset by higher electricity sales from the Distribution Utilities.

The lower plant availability due to outages resulted to a reduction in the volume (capacity and energy) sold to customers. Likewise, this limited the Group's capacity available to sell to the spot market.

Operating Expenses

(2% increase from ₱95.08 bn to ₱96.78 bn)

Operating expenses increased by 2% during 2019, driven by the increase in depreciation and amortization cost (14%) due to the start of operations of TVI and the full year of operations for both Hedcor Bukidnon and PEC. The cost of purchased power and operations and maintenance expenses also increased during the year.

Interest Income

(47% increase from ₱ 880 mn to ₱ 1,292 mn)

The increase in interest income during 2019 was primarily due to the Company's higher cash investments and higher interest income from TSI, TVI, Hedcor Bukidnon, and APRI.

Interest Expense and Other Financing Costs

(16% increase from ₱12.08 bn to ₱14.05 bn)

Interest expense increased in 2019 due to the full-year impact of the ₱10.20 bn in retail bonds issued by the Company in October 2018 and the interest arising from the new loan availments in April and November 2019

amounting to US\$300 mn and ₱5 bn, respectively, and on the Company's ₱7.25 bn retail bonds issued in October 2019. The proceeds from the bonds were used to pay for short-term borrowings and general corporate purposes.

Share in Net Earnings of Associates and Joint Ventures

(12% decrease from ₱4.36 bn to ₱3.81 bn)

Share in net earnings of associates and joint ventures declined by 12% in 2019, mainly due to lower income contributions from SNAP-Magat and GNPD. SNAP-Magat's lower income contribution was primarily driven by a reduction in volume sold due to reduced water levels in 2019. The lower share in net earnings of GNPD was mainly due to a forex gain recorded in 2018 as against a forex loss reported in 2019.

Other Income (Expenses) – net

(Increase from ₱1.29 bn other expense to ₱3.48 bn other income)

The change from an expense position in 2018 to an income position in 2019 was mainly due to lower net forex losses YoY. This movement was due to favorable movements of the Philippine Peso against U.S. Dollar in 2019 versus 2018.

Provision for Taxes

(10% increase from ₱2.93 bn to ₱3.2 bn)

The increase was due to lower net deferred tax benefit arising from deferred taxes on unrealized forex gain.

Net Income Attributable to Non-controlling Interests

(23% decrease from ₱3.73 bn to ₱2.86 bn)

The decrease was due to a decline in the operating results of GMEC combined with a reduction in the Company's non-controlling ownership in GMEC after the acquisition of non-controlling interests in May 2019.

Changes in Registrant's Resources, Liabilities and Shareholders' Equity

Assets

Total assets (as of 31 December 2019 compared to 31 December 2018) increased by ₱20.81 bn, or 5% YoY. The major movements of the accounts leading to the increase were as follows:

- a) Cash and cash equivalents decreased by 19% during 2019. This was due to cash flows used for: (i) acquisition of AA Thermal, (ii) investment in GNPD for its on-going power plant construction, (iii) funding of the Group's capital expenditures, and (iv) debt service. The decrease in cash and cash equivalents was partially offset by operating cash flows and proceeds from the Company's retail bonds issuance in 2019.
- b) Property held for sale of ₱676 mn as of 31 December 2018 pertains to transmission assets was sold to NGCP in February 2019.
- c) Other current assets were lower by 16% (from ₱13.21 bn in 2018 to ₱11.08 bn in 2019) mainly driven by the decrease of TSI's restricted cash. The maintenance of a cash reserve forms part of TSI's compliance with the covenants on its project debt.
- d) Investments and advances increased by ₱26.54 mainly as a result of capital infusions for the AA Thermal acquisition and GNPD plant construction.
- e) Property, plant and equipment (PPE) slightly increased by 1% (from ₱207.11 bn in 2018 to ₱209.52 bn in 2019) mainly due to the recognition of right-of-use assets on the Group's leases resulting from the adoption of PFRS 16, *Leases*.

- f) Derivatives assets were down by ₱211 mn in 2019, primarily due to fair value changes on GMEC's interest rate swaps.
- g) Financial assets at fair value through profit or loss went down to ₱4 mn in 2019 from ₱101 mn. This was mainly due to the sale of Parent' Company's financial assets at Fair Value through Profit and Loss (FVPL).
- h) Deferred income tax assets increased by 25% (from ₱2.23 bn in 2018 to ₱2.80 bn in 2019), driven by deferred tax benefits recognized by TMO on its net operating loss and TLI on its unrealized forex loss.
- i) Other noncurrent assets increased by ₱2.86 bn or 27% YoY. The increase was due to restricted cash of a Subsidiary that arose from its receipt of proceeds from a damage claim against its contractors, which claim is currently under dispute. This was partly offset by decrease in input VAT and reversal of prepaid rent against lease liabilities upon adoption of PFRS 16, *Leases*.

Liabilities

Consolidated liabilities increased by 9% YoY, from ₱253.09 bn as of end-2018 to ₱276.83 bn as of end-2019. The major movements of the accounts leading to the increase were as follows:

- a) Derivatives liabilities (current and non-current portions) increased by ₱2.31 bn in 2019, due to fair value changes on the Group's foreign currency forward contracts and commodity swap contracts.
- b) Income tax payable increased by 16% YoY (from ₱439 mn in 2018 to ₱510 mn in 2019), mainly due to expiration of the income tax holidays enjoyed by certain Subsidiaries and a corresponding higher current income tax provision.
- c) Long-term debt (current and non-current portions) increased by 13% YoY (from ₱158.06 bn in 2018 to ₱177.97 bn in 2019), primarily due to new loan availments in April and November 2019 amounting to US\$300 mn and ₱5 bn, respectively, and the ₱7.25 bn bonds issuance in October 2019.
- d) Lease liabilities (current and noncurrent portions) decreased by ₱2.10 bn, since TLI made timely payments on its obligation with PSALM.
- e) Long-term obligation on power distribution system (PDS) decreased by 7% as regular annual payments were made.
- f) Customers' deposits increased by ₱513 mn or 9% primarily, driven by growth in customer base of the Distribution Utilities.
- g) Other noncurrent liabilities went up from ₱3.18 bn in 2018 to ₱6.81 bn in 2019, mainly due to receipt of proceeds from a damage claim against contractors, which claim is now under dispute.

Equity

Equity attributable to equity shareholders of the Company decreased by 2% YoY (from ₱127.71 bn at year-end 2018 to ₱125.54 bn at year-end 2019), after the declaration of dividends in 2019, net of comprehensive income recognized.

- a) Cumulative translation adjustments decreased by ₱1.52 bn due to downward effect of changes in the fair value of foreign currency forward and commodity swap contracts designed as cash flow hedges; and translation effect of GMEC and LHC for the current period.
- b) Share in cumulative translation adjustments of associates and joint ventures decreased by ₱475 mn, mainly due to translation effect of GNPD.

- c) Acquisition of non-controlling interests for the period pertains to the difference between the purchase price and fair value of net assets acquired in the acquisition of additional partnership interest in GMEC.

Material Changes in Liquidity and Cash Reserves of the Company

Cash generated from operations of ₱39.36 bn continued to provide a source of liquidity during 2019, growing by ₱2.07 bn as compared to 2018.

Net cash flows used in investing activities increased to ₱34 bn in 2019 from ₱7 bn in 2018, mainly due to funding for the AA Thermal acquisition.

Despite the cash used to fund acquisition of additional partnership interest in GMEC, the net cash outflows from financing activities amounting to ₱14.38bn in 2019 is still lower than 2018. This is due to higher debt availed in 2019.

As of 31 December 2019, the Group's cash and cash equivalents decreased to ₱37.43 bn, compared to ₱46.34 bn as of year-end 2018.

Financial Ratios

Current assets decreased by 13% while current liabilities increased by 10%. The current ratio at year-end 2019 was at 1.50x, versus 1.89x at year-end 2018.

Consolidated debt to equity ratio at year-end of 2019 was at 2.07 versus 1.85 as of year-end 2018, as the Company's liabilities have been higher during the year.

YEAR ENDED 31 DECEMBER 2018 VERSUS YEAR ENDED 31 DECEMBER 2017

The table below shows the comparative figures of the top five key performance indicators for 2018 and 2017.

Key Performance Indicators	2018	2017
<i>Amounts in thousands of ₱s, except for financial ratios</i>		
SHARE IN NET EARNINGS OF ASSOCIATES AND JOINT VENTURES	4,356,825	4,697,864
EBITDA	51,490,894	47,650,408
CASH FLOW GENERATED:		
Net cash flows from operating activities	37,287,900	30,235,931
Net cash flows used in investing activities	(7,243,119)	(9,452,925)
Net cash flows used in financing activities	(19,155,753)	(32,122,699)
Net (Decrease)/Increase in Cash & Cash Equivalents	10,889,028	(11,339,693)
Cash & Cash Equivalents, Beginning	35,699,631	47,094,741
Cash & Cash Equivalents, End	46,343,041	35,699,631
CURRENT RATIO	1.89	1.38
DEBT-TO-EQUITY RATIO	1.85	1.92

- Share in net earnings in associates and joint ventures declined by 7% in 2018 compared to 2017 due to decreases in contributions from WMPC, SPPC, RP Energy, SFELAPCO, and large hydropower plants, SNAP-Magat and SNAP-Benguet. Lower income contributions attributable to large hydropower plants were due to a lower hydrology in 2018 compared to the higher than usual hydrology levels during 2017.

- Consolidated EBITDA increased by 8% in 2018, primarily due to the fresh contributions from PEC and Hedcor Bukidnon, which commenced commercial operations in March 2018 and July 2018, respectively, and further augmented by higher contributions from GMEC due to higher availability factor in 2018 as compared to the previous year. These were largely offset by lower contributions arising from: (i) TSI due to higher operating costs; and (ii) TMO due to expiration of power supply contracts in 2018.
- During 2018, cash and cash equivalents increased by ₱10.64 bn, due to higher operating cash flows, proceeds from debt-raising activities at parent, and proceeds of the long-term debts of GMEC and TVI. In 2018, the Company also managed to return the same levels of cash dividends to its shareholders, and deploy financial resources to continue the construction of various greenfield projects.
- Current ratio at the end of 2018 was at 1.89x from the previous year's 1.38x, due to the 31% increase in current assets and 5% decrease in current liabilities.
- Debt-to-equity ratio as of 31 December 2018 was at 1.85, lower than the 1.92 recorded at the end of 2017.

Results of Operations

Net income for 2018 increased 6% YoY, from ₱20.42 bn in 2017 to ₱21.71 bn in 2018. This translated to earnings per share of ₱2.95. During 2018, the Company recognized non-recurring losses of ₱2.08 bn (versus 2017's loss of ₱2.93 bn) mainly resulting from: (i) foreign exchange (forex) losses from revaluation of dollar-denominated liabilities; and (ii) asset impairment. Adjusting for these one-off losses, the Company's core net income for 2018 amounted to ₱23.78 bn, up by 2% YoY.

Power Generation and RES

The power generation group and RES' income contribution for 2018 was ₱19.96 bn, up 12% YoY. The growth was largely driven by fresh income contributions from PEC and Hedcor Bukidnon. Netting out forex losses and impairment costs recognized in 2018, the generation group and RES' core net income contribution remained flat at ₱20.95 bn. Capacity sold during 2018 was flat YoY, from 3,167 MW in 2017 to 3,152 MW in 2018.

As of year-end 2018, AboitizPower's net sellable capacity stood at 3,111 MW.

Power Distribution

The power distribution group's earnings contribution decreased by 5% YoY, from ₱4.27 bn in 2017 to ₱4.05 bn in 2018. Stripping out the impairment loss in 2018, its recurring earnings contribution grew 6% YoY from ₱4.11 bn in 2017 to ₱4.37 bn in 2018. This increase was mainly attributable to electricity sales which increased by 5% YoY, from 5,288 GWh in 2017 to 5,540 GWh in 2018 as energy sales grew across all customer segments.

Material Changes in Line Items of Company's Statements of Income and Comprehensive Income

Consolidated Statements of Income

Net income attributable to equity holders of the parent increased by 6% from ₱20.42 bn in 2017 to ₱21.71 bn in 2018. The various movements in line items are shown below to account for the increase:

Net Income Attributable to Equity Holders of the Parent for 2017	₱20,416,442
Increase in operating revenues	12,180,781
Increase in operating expenses	(9,857,828)
Decrease in interest income	(46,927)

Increase in interest expense	(834,378)
Decrease in share in net earnings of associates and joint ventures	(341,039)
Decrease in other expense	411,689
Lower provision for taxes	932,775
Increase in income attributable to non-controlling interests	(1,153,912)
Total	1,291,161
Net Income Attributable to Equity Holders of the Parent for 2018	₱21,707,603

Operating Revenues

(10% increase from ₱119.39 bn to ₱131.57 bn)

The 10% increase in operating revenues was mainly attributable to the higher revenues recorded by the power generation and RES groups, which combined accounted for ₱10.59 bn of the ₱12.18 bn increase. The higher revenues were driven by: (i) fresh contributions from PEC and Hedcor Bukidnon; and (ii) higher sales at TLI. These were offset by lower revenues at some of the oil-fired power generation companies (Oil Group).

The increase in operating revenues was also attributable to higher electricity sales during 2018 by the Company's two largest distribution utilities. This segment of the Company's business experienced a ₱1.35 bn increase in operating revenues.

Operating Expenses

(12% increase from ₱85.22 bn to ₱95.08 bn)

Operating expenses increased by 12% during 2018, driven by the 25% increase in cost of generated power as fuel costs rose during the year. Depreciation and amortization, general and administrative expenses also went up as power plants entered commercial operations during the year.

Interest Income

(5% decrease from ₱927 mn to ₱880 mn)

The decrease in interest income during 2018 was mainly due to lower average cash and cash equivalent balances carried at the Company and at two of its intermediate holding companies, ARI and TPI, for most of the year.

Interest Expense and Other Financing Costs

(7% increase from ₱11.25 bn to ₱12.08 bn)

Interest expense increased in 2018 as the Company issued a total of ₱10.20 bn in retail bonds in October 2018. PEC also started to recognize interest on its project loans during 2018. These new interest charges were offset by the lower interest expense taken up at TPI as it fully paid its dollar-denominated loan in 2018.

Share in Net Earnings of Associates and Joint Ventures

(7% decrease from ₱4.70 bn to ₱4.36 bn)

Share in net earnings of associates and joint ventures declined by 7% in 2018, as lower contracted capacities at two associate oil companies operating in Mindanao, WMPC and SPPC, led to lower contributions. SFELAPCO also saw a decline in net profits during the year. Lastly, the effects of the El Niño in 2018 led to lower water levels, which adversely affected income contributions from SNAP-Magat and SNAP-Benguet.

Other Income (Expenses) – net

(Decrease from ₱1.70 bn other expense to ₱1.29 bn other expense)

This account stayed in an expense position at year-end 2018 due to net unrealized forex loss in 2018, primarily due to the restatement of TLI's dollar-denominated debt on its monthly obligations to the PSALM. The decrease in this expense line item was from other income recognized on supplier settlements recognized at PEC.

Provision for Taxes

(24% decrease from ₱3.86 bn to ₱2.93 bn)

The decrease was due to deferred tax benefits recognized in 2018 at Davao Light for the impairment of assets, and at TLI on unrealized forex losses.

Net Income Attributable to Non-controlling Interests

(45% increase from ₱2.57 bn to ₱ 3.73 bn)

The increase in the contributions from GMEC during 2018 also led to the higher take-up of attributed income for GMEC minority shareholders.

Consolidated Statements of Comprehensive Income

The movements in cumulative translation adjustments led to the increase in total net other comprehensive income for 2018 at ₱1.06 bn (versus ₱378 mn in 2017). Total consolidated comprehensive income was ₱26.49 bn for the year.

Changes in the Company's Resources, Liabilities and Shareholders' Equity

Assets

Total assets (as of 31 December 2018 compared to 31 December 2017) increased by ₱28.19 bn, or 8% YOY. The major movements of the accounts leading to the increase were as follows:

- (a) Cash and cash equivalents increased by 30% during 2018. Cash generated from operations increased supplemented by the lower cash used in financing activities due to loan proceeds. The consolidated cash position of the Company increased by ₱10.64 bn.
- (b) Trade and other receivables increased by 25% (from ₱17.36 bn in 2017 to ₱21.72 bn in 2018) mainly due to advances to partners in GMEC and the take-up of the PSALM deferred adjustments at Davao Light and Visayan Electric. PSALM deferred adjustment pertains to Generation Rate Adjustment Mechanism and Incremental Currency Exchange Rate Adjustment to be recovered from customers or to be collected from PSALM.
- (c) Net derivative assets went down by ₱161 mn during 2018 mainly due to mark-to-market losses on the Group's swap and forward contracts.
- (d) Inventories increased by 19% (from ₱5.64 bn in 2017 to ₱6.69 bn in 2018) as the Group recognized inventories held at TPVI, which took over the Naga Power Plant Complex in 2018, and due to higher inventory balances at GMEC, TSI and TVI. This was offset by lower inventory balances at the Oil Group.
- (e) Property held for sale of ₱676 mn as of 31 December 2018 pertains to transmission assets that will be transferred and sold to the NGCP. This account was nil in 2017.
- (f) Other current assets were higher by 46% (from ₱9.03 bn in 2017 to ₱13.21 bn in 2018) mainly driven by the increase of restricted cash at TSI. The maintenance of a cash reserve forms part of TSI's compliance with the covenants on its project debt. TVI's recognition of a receivable from NGCP on the construction of transmission line also contributed to the increase in this account.
- (g) Investments and advances increased mainly as a result of capital infusions into GNPD as it continues the construction of a 1x668 MW supercritical coal-fired power plant in Bataan. The account increased from ₱31.25 bn at the end of 2017 to ₱34.33 bn at the end of 2018.
- (h) Property, plant and equipment (PPE) slightly increased by 2% (from ₱204.03 bn in 2017 to ₱207.11 bn in 2018) mainly due to new additions during 2018 for the on-going construction of hydropower facilities

under Hedcor and Hedcor Bukidnon, and TVI's coal plant.

- (i) AFS investments went from ₱103 mn in 2017 to nil at the end of 2018 as these were reclassified to Financial Assets at fair value through profit or loss.
- (j) Financial assets at fair value through profit or loss went up to ₱101 mn in 2018 from nil as these were reclassified from Available-for-Sale investments.
- (k) Net pension assets increased by ₱71 mn in 2018 due to the increase in the fair value of plan assets for contributions made during 2018.
- (l) Deferred income tax assets increased by 59% (from ₱1.41 bn in 2017 to ₱2.23 bn in 2018). The increase was driven by the deferred tax benefits recognized by Davao Light in 2018 on the impairment of its assets and at TLI for unrealized forex losses.

Liabilities

Consolidated liabilities increased by 7% YoY, from ₱237.50 bn at the end of 2017 to ₱253.09 bn at the end of 2018. The major movements of the accounts leading to the increase were as follows:

- (a) Short term loans were up 145%, or ₱6.83 bn, mainly due to new loans of the Company for working capital purposes.
- (b) Trade and other payables increased by 10% (from ₱19.85 bn in 2017 to ₱21.80 bn in 2018), primarily due to the take-up of the PSALM deferred adjustment at Davao Light and Visayan Electric. PSALM deferred adjustment refers to the amounts to be remitted to PSALM or refunded to customers.
- (c) Income tax payable decreased by 32% (from ₱646 mn in 2017 to ₱439 mn in 2018) primarily due to lower corporate taxes payable at the end of 2018.
- (d) Long-term debt (current and non-current portions) increased by 4% (from ₱152.05 bn in 2017 to ₱158.06 bn in 2018). The increase was mainly attributable to the net effect of the following:
 - (i) The Company's ₱10.20 bn new bonds issued in October 2018;
 - (ii) Net increase during 2018 of GMEC's project debt by ₱10.67 bn, which was a combination of new drawdowns and forex adjustment; and
 - (iii) TPI's loan payment of ₱15.15 bn.
- (e) Finance lease obligation (current and noncurrent portions) decreased by 5% from a total of ₱49.23 bn in 2017 to ₱46.89 bn at the end of 2018, as TLI made timely payments on its obligation to PSALM during 2018.
- (f) Long term obligation on power distribution system (PDS) decreased by 7% as regular annual payments were made.
- (g) Asset retirement obligation increased by 24% (₱2.96 bn in 2017 to ₱3.68 bn in 2018) due to an increase in the estimated future decommissioning costs on the Group's steam field assets.
- (h) Deferred income tax liabilities (DTL) decreased by 6% (₱913 mn in 2017 to ₱858 mn in 2018), mainly due to unrealized gain on forward contract in 2017 that was reversed in 2018.
- (i) Net pension liabilities decreased by 32% (₱361 mn in 2017 to ₱245 mn in 2018) on account of benefits paid to retired employees during the year.
- (j) Other noncurrent liabilities went from ₱403 mn in 2017 to ₱3.18 bn at the end of 2018 due to the recognition of the PSALM deferred adjustment.

Equity

Equity attributable to equity shareholders of the parent company increased by 11% YOY (from ₱115.40 bn at the end of 2017 to ₱127.71 bn at the end of 2018), driven mainly by the recognition of income during 2018 of ₱21.71 bn, net of dividends declared and paid to the Company's shareholders.

Material Changes in Liquidity and Cash Reserves of the Company

Cash generated from operations of ₱37.29 bn continued to provide a source of liquidity during 2018, growing by ₱7.05 bn as compared to 2017. Cash from the operations of fully-commissioned PEC augmented the cash streams from operations.

During 2018, the Group utilized ₱7.24 bn cash for investing activities. This was ₱2.21 bn more than during 2017, the largest portion of which was used to construct a coal plant in the Visayas for TVI. Meanwhile, the Company continued to deploy financial resources in the construction of other greenfield projects. Funds were also invested to infuse more capital to GNPD. The outflows were supported by dividends received during 2018.

In 2018, the Company availed of long-term debt through a bond issuance, fresh loans availed of by certain subsidiaries, and draw down on project finance facilities. In the first half of 2018, the Company declared ₱10.23 bn in dividends to its shareholders. These activities led to cash flow used in financing activities of ₱19.16 bn during 2018.

As of 31 December 2018, the Group's cash and cash equivalents increased to ₱46.34 bn, compared to ₱35.70 bn as of the end of 2017.

Financial Ratios

Current assets increased by 31% while current liabilities decrease by 5%, the current ratio at the end of 2018 was at 1.89x, versus 1.38x at the end of 2017.

Consolidated debt to equity ratio at the end of 2018 was at 1.85 versus 1.92 as of end 2017, as the Company's increase in equity surpassed the increase in liabilities.

Outlook for the Upcoming Year/ Known Trends, Events, Uncertainties which may have Material Impact on the Company

AboitizPower is focused on addressing the needs of its markets, namely: (1) reliable supply, at a (2) reasonable cost, and with (3) minimal impact on the environment and communities. The Company believes that no single technology that can completely address the country's energy requirements and that a mix of power generation technologies is necessary to address the country's needs. Thus, AboitizPower continues to pursue both renewable projects and thermal technologies, where and when it makes sense.

Despite increased competition in the power generation market, the Company is confident that it has built the foundation to sustain long term growth, as seen in its pipeline of new projects. The Company is also currently on track with its target to reach 4,000 MW net attributable capacity. By the end of 2020, the Company will own 4,430 MW of attributable capacity.

AboitizPower's goal is to grow its capacity to more than 9,000 MW by 2029, which the Company expects will be sourced from a portfolio of renewables and selective baseload builds. In terms of renewable energy, the Company aims to maximize opportunities from the implementation of the RPS by DOE starting in 2020. In line with DOE's aspirational goal of a 35% increase in renewable energy utilization by 2030, RPS is a market-based policy that mandates power distribution utilities, electric cooperatives, and RES to source an agreed portion of their energy supply from renewable energy facilities. The Company will continue to pursue its international aspirations with focus on renewable energy projects in Vietnam, Indonesia, and Myanmar. With all of these combined, it is expected that the Company's portfolio ratio will be close to a 50:50 Cleanenergy (renewable energy) and Thermal energy mix by the end of the current decade.

AboitizPower believes that it is well-positioned to take advantage of opportunities arising from developments in the power industry. Its sound financial condition is expected to give it the agility to create or acquire additional generating capacity over the next few years.

The Company expects that its existing distribution utilities will continue to realize modest growth. It continuously seeks efficiency and improvements in its distribution utilities' operations in order to maintain healthy margins.

AboitizPower has allotted over ₱50 bn for capital expenditures in 2019, about 80% of which is for thermal projects, and the remaining balance allocated mainly for exploratory and operating activities.

Other known trends, events, uncertainties which may have material impact on the Registrant have been discussed in previous sections of this Offer Supplement.

MANAGEMENT

BOARD OF DIRECTORS AND EXECUTIVE OFFICERS

The overall management and supervision of the Company is undertaken by its board of directors (the “Board”). The Company’s executive officers and management team cooperate with the Board by preparing appropriate information and documents concerning the Company’s business operations, financial condition and results of operations for its review. The Company currently has nine directors, three of whom are Independent Directors. Below are the profiles of the current directors and officers with their corresponding positions, offices, and business experience held for the past five years. Aside from Mr. Toshiro Kudama who replaced Mr. Mikel A. Aboitiz on 20 December 2021, the directors were elected during AboitizPower’s Annual Stockholders’ Meeting held on 26 April 2021, to serve for a term of one year, and until their successors are duly elected and qualified.

Below are the profiles of each current director and officer for with their corresponding positions, offices, and business experience held for the past five years:

<p>SABIN M. ABOITIZ Chairman of the Board</p> <p><u>Age</u>: 57 years old</p> <p><u>Citizenship</u>: Filipino</p> <p><u>Committee Memberships</u>: Chairman – Board Risk and Reputation Management Committee (since 26 April 2021) Member – Board Environmental, Social and Corporate Governance Committee (since 26 April 2021) – Board Executive Committee (since 26 April 2021) – Board Cybersecurity Committee (since 26 April 2021)</p> <p><u>Date of First Appointment</u>: 26 April 2021</p> <p><u>Tenure</u>: 8 months</p>	<p>Mr. Sabin M. Aboitiz was appointed as AboitizPower’s Chairman of the Board on 26 April 2021. He is concurrently a Director and President and Chief Executive Officer of AEV, a publicly-listed company.</p> <p>Mr. Aboitiz is currently the Chairman of Aboitiz Foundation, ARI, Aboitiz InfraCapital, Inc, CRH Aboitiz Holdings, Inc. (CRH Aboitiz), Aboitiz Land, Inc. (AboitizLand), Filagri Holdings, Inc., MORE, Pilmico Animal Nutrition Corporation, Pilmico Foods Corporation, SN Aboitiz Power-Benguet, Inc., Republic Cement Services, Inc., and Gold Coin Management Holdings, Ltd.; Director and President and Chief Executive Officer of ACO, AEV CRH Holdings, Inc. (AEV CRH), and AEV Aviation, Inc.; and Director of UnionBank, a publicly-listed company, ACO Capital Ltd., Republic Cement & Building Materials, Inc. (RCBM), Apo Agua Infraestructura, Inc. (Apo Agua), Aboitiz Construction Inc. (ACI), Aboitiz Construction International, Inc. (ACII), Aboitiz Impact Ventures, Inc., Unity Digital Infrastructure Inc. (formerly: Aboitiz Airports Advisory Services Corporation), AboitizPower International, Archipelago Insurance Pte. Ltd. (Archipelago), and AEV International Pte. Ltd.</p> <p>Mr. Aboitiz is also a member of the Business Advisory Council of the Asia-Pacific Economic Cooperation.</p> <p>He holds a degree in Business Administration, Major in Finance from Gonzaga University, Spokane, U.S.A. He is not connected with any government agency or instrumentality.</p>
<p>LUIS MIGUEL O. ABOITIZ Vice Chairman of the Board</p> <p><u>Age</u>: 57 years old</p>	<p>Mr. Luis Miguel O. Aboitiz was appointed as Vice Chairman of the Board on 26 April 2021. He previously served as Director of AboitizPower from September 2018 to December 2019, and as Executive Vice President – Chief Strategy Officer from May 2018 until retirement on 30 April 2020. He was also</p>

<p><u>Citizenship:</u> Filipino</p> <p><u>Committee Memberships:</u> Member – Board Audit Committee (since 26 April 2021) – Board Environmental, Social, and Corporate Governance Committee (since 20 December 2021) – Board Executive Committee (since 26 April 2021) – Board Cybersecurity Committee (since 26 April 2021)</p> <p><u>Date of First Appointment:</u> 2018</p> <p><u>Tenure:</u> 1 year and 8 months</p>	<p>Executive Vice President and Chief Operating Officer – Corporate Business Group of AboitizPower from 2016 to 2018, and Senior Vice President-Power Marketing and Trading from 2009 to 2015.</p> <p>Mr. Aboitiz is currently a Director of ACO, and a member of its Board Strategy and Board Talent Management Committees. Mr. Aboitiz also serves as a Director of DDLS Aboitiz Inc. and Trustee of Philippine Business for Social Progress. As of September 2022, he is also a director of AB Capital Securities, Inc.</p> <p>Mr. Aboitiz graduated from Santa Clara University, California, U.S.A. with a degree of Bachelor of Science in Computer Science and Engineering, and earned his Master’s degree in Business Administration from the University of California in Berkeley, U.S.A. He is not connected with any government agency or instrumentality. He is not a Director of any other publicly-listed company.</p>
<p>TOSHIRO KUDAMA Director</p> <p><u>Age:</u> 63</p> <p><u>Citizenship:</u> Japanese</p> <p><u>Committee Memberships:</u> Member – Board Risk and Reputation Management Committee (since 22 December 2021) – Board Executive Committee (since 22 December 2021)</p> <p><u>Date of First Appointment:</u> 22 December 2021</p> <p><u>Tenure:</u> 0 years</p>	<p>Mr. Toshiro Kudama was appointed Director of AboitizPower on December 20, 2021.</p> <p>Mr. Kudama currently serves as Senior Managing Executive Officer of JERA Co., Inc. (JERA). He is concurrently the Chief Executive Officer of JERA Asia Private Limited (JERA Asia).</p> <p>Mr. Kudama began his professional career at Tokyo Electric Power Co., Inc. (TEPCO) in 1982 and has since been a steady and active player on the global energy scene, with an extensive and excellent track record of stints at TEPCO’s Washington D.C. office and global organizations, including the Organization of Economic Cooperation and Development (OECD) and International Energy Agency in Paris. Maximizing his engineering background and international management skills, Mr. Kudama led TEPCO’s overseas businesses in executive positions in the International Affairs Department for decades. In 2016, he joined JERA and took the post of Chief Power Development Officer and Senior Executive Vice President in charge of diverse energy projects including offshore wind power, liquefied natural gas (LNG) liquification, and state-of-the-art storage battery projects in different markets. To date, he has engaged in investments of over 30 projects in 14 countries with a total value of around US\$ 3 billion. Mr. Kudama also served as CEO of JERA Americas from 2018 until 2019. He currently resides in Singapore, as he serves as CEO of JERA Asia, covering the rapidly growing markets of Asia and the Middle East.</p> <p>Mr. Kudama has a master’s degree in mechanical engineering from the Graduate School of Tokyo</p>

	<p>Institute of Technology. In 1983, he received the Outstanding Paper Award from the Japan Precision Engineering Academy.</p> <p>He is not connected with any Philippine government agency or instrumentality. He is not a Director of any other publicly-listed company in the Philippines.</p>
<p>EMMANUEL V. RUBIO Director President and Chief Executive Officer</p> <p><u>Age:</u> 57</p> <p><u>Citizenship:</u> Filipino</p> <p><u>Committee Memberships:</u> Chairman – Board Executive Committee (since 1 January 2020) Member – Board Risk and Reputation Management Committee (since 26 April 2021) <i>Ex-Officio</i> Member – Board Cybersecurity Committee (since 29 July 2021)</p> <p><u>Date of First Appointment:</u> 1 January 2020</p> <p><u>Tenure:</u> 2 years</p>	<p><i>Mr. Emmanuel V. Rubio</i> was appointed as President and Chief Executive Officer and Director of AboitizPower effective 1 January 2020. He previously served as the Company’s Executive Vice President and Chief Operating Officer – Power Generation Group from 2014 to July 2018, and as Executive Vice President - Chief Operating Officer from June 2018 to December 2019.</p> <p>Mr. Rubio is currently Chairman of AA Thermal, Inc. (AA Thermal), the SN Aboitiz Power Group, Therma South, Inc. (TSI), and Therma Visayas, Inc. (TVI); Alternate Director of AboitizPower International Pte. Ltd. (AboitizPower International); and Director of Aboitiz Power Distributed Energy, Inc. (APX1), Aboitiz Power Distributed Renewables Inc. (APX2), ARI, Abovant Holdings, Inc. (Abovant), the Hedcor Group, Cotabato Light and Power Company (Cotabato Light), Davao Light & Power Co., Inc. (Davao Light), Cebu Private Power Corporation (CPPC), Maaraw Holdings San Carlos, San Carlos Sun Power, Cebu Energy Development Corporation (Cebu Energy), STEAG State Power, Inc. (STEAG Power), and Redondo Peninsula Energy, Inc. (RP Energy). He holds directorship and management position in GMEC and the holding companies. He is also a Trustee of Aboitiz Foundation, Inc. (Aboitiz Foundation).</p> <p>Mr. Rubio is a graduate of Bachelor of Science in Industrial Management Engineering with a minor in Mechanical Engineering from De La Salle University, where he also completed his postgraduate studies. He is also a certificate course graduate of the University of Michigan Executive Education Program, the LEAD program of Columbia University, and the Strategic Management Course of the Nanyang Technological University in Singapore. He recently completed the Advanced Management Program of Columbia University. Mr. Rubio is a holder of the Executive Certificate in Directorship from the Singapore Management University-Singapore Institute of Directors (SMU-SID). He is not connected with any government agency or instrumentality. He is not a Director of any other publicly-listed company.</p>
<p>DANEL C. ABOITIZ Director Chief Commercial and Stakeholder Engagement Officer</p> <p><u>Age:</u> 40</p>	<p><i>Mr. Danel C. Aboitiz</i> was appointed as Director of AboitizPower on 11 December 2018, and as Chief Commercial and Stakeholder Engagement Officer of AboitizPower effective 1 December 2020.</p> <p>Mr. Aboitiz is also Director of PEC, STEAG Power, and</p>

<p><u>Citizenship:</u> Filipino</p> <p><u>Committee Memberships:</u> Member – Board Audit Committee (since 28 January 2020) – Board Executive Committee (since 26 April 2021)</p> <p><u>Date of First Appointment:</u> 11 December 2018</p> <p><u>Tenure:</u> 2 years</p>	<p>RP Energy. He holds directorship and management positions in GMEC and GNPD and their holding companies.</p> <p>Mr. Aboitiz is also Director of various companies under AboitizPower’s Oil Business Units, such as TMO, Therma Power-Visayas, Inc. (TPVI), East Asia Utilities Corporation (EAUC), and Therma Marine, Inc. (TMI), Therma Mobile, Inc. (TMO), Coal Business Units, such as AA Thermal, Therma Luzon, Inc. (TLI), TSI, and TVI. He also holds Directorship positions in the Company’s Large Hydros under the SN AboitizPower Group and MORE. Mr. Aboitiz also serves as a Member of the Board of Advisers of ACO and as Director of RCBM, AEV CRH CRH Aboitiz Holdings, Inc. (CRH Aboitiz), and TPI. He serves as Vice Chairman and member of the Board of Trustees of the Philippine Independent Power Producers Association (PIPPA) and member of the Board of Directors of the Philippine Electricity Market Corporation (PEMC) as Generator Sector Representative.</p> <p>Mr. Aboitiz obtained his Master of Arts (MA) in Philosophy and Politics degree from the University of Edinburgh, where he graduated with honors. He also studied the Chinese language at the Beijing Language and Culture University.</p> <p>He is not connected with any government agency or instrumentality. He is not a Director of any other publicly-listed company.</p>
<p>EDWIN R. BAUTISTA Director</p> <p><u>Age:</u> 61 years old</p> <p><u>Citizenship:</u> Filipino</p> <p><u>Date of First Appointment:</u> 26 April 2021</p> <p><u>Tenure:</u> 8 months</p>	<p>Mr. Edwin R. Bautista was appointed as Director of AboitizPower on 26 April 2021. He was a Director of AEV, a publicly-listed company, from September 2018 to April 2021.</p> <p>Mr. Bautista is currently a Director and the President and Chief Executive Officer of UnionBank, a publicly-listed company; Chairman of the Board of Directors of CitySavings; and a Director of Union Properties, Inc. (now known as UBP Investments Corporation), First Union Plans, Inc., and First Union Direct Corp. Mr. Bautista has previously served UnionBank in various capacities: as Chief Operating Officer from January 2016 to December 2017, Senior Executive Vice President from 2011 to 2015, Executive Vice President from 2001 to 2011, and Senior Vice President from 1997 to 2001.</p> <p>Mr. Bautista earned his Bachelor of Science in Mechanical Engineering degree from the De La Salle University. He also completed the Advance Management Program from Harvard Business School in Massachusetts, U.S.A. He is not connected with any government agency or instrumentality.</p>

<p>RAPHAEL P.M. LOTILLA Lead Independent Director</p> <p><u>Age:</u> 63 years old</p> <p><u>Citizenship:</u> Filipino</p> <p><u>Committee Memberships:</u> Chairman – Board Environmental, Social and Corporate Governance Committee (since 26 April 2021) Member – Board Audit Committee (since 26 April 2021) – Board Risk and Reputation Management Committee (since 26 April 2021) – Board Related Party Transaction Committee (since 26 April 2021)</p> <p><u>Date of First Appointment:</u> 26 April 2021</p> <p><u>Tenure:</u> 8 months</p>	<p><i>Mr. Raphael P.M. Lotilla</i> was appointed as Lead Independent Director of AboitizPower on 26 April 2021. He was an Independent Director of AEV, a publicly-listed company, from May 2012 to April 2021.</p> <p>Mr. Lotilla is also an Independent Director of Petron Foundation, Inc., and two publicly-listed companies, ACE Enexor, Inc. and First Metro Investment Corporation. He is currently the Chairman of the Board of Trustees of The Asia-Pacific Pathways to Progress Foundation, Inc.</p> <p>Mr. Lotilla previously served the Philippine government in various capacities: (i) Secretary of Energy; (ii) President and Chief Executive Officer of Power Sector Assets and Liabilities Management (PSALM) Corporation; (iii) Deputy Director-General of the National Economic and Development Authority; (iv) Coordinator of the Philippine Council for Sustainable Development; (v) Chairman of the Philippine National Oil Company; (vi) Vice-Chairman of the National Power Corporation and the National Transmission Corporation, among others. He also served as Regional Programme Director of a Global Environment Facility regional project implemented by the UN Development Programme and concurrently Executive Director of Partnerships in Environmental Management for the Seas of East Asia.</p> <p>Mr. Lotilla obtained his Bachelor of Laws degree from the University of the Philippines where he later on became a Professor of Law. He also holds a Master of Laws degree from the University of Michigan Law School, USA. He currently serves as a member of the Board of Trustees of the Philippine Institute for Development Studies (PIDS) and the Advisory Committee for the Ateneo University Professional Schools.</p>
<p>CARLOS C. EJERCITO Independent Director</p> <p><u>Age:</u> 76</p> <p><u>Citizenship:</u> Filipino</p> <p><u>Committee Memberships:</u> Chairman – Board Audit Committee (since 19 May 2014) Member – Board Risk and Reputation Management Committee (since 19 May 2014) – Board Environmental, Social and Corporate Governance Committee (since 19 May 2014)</p>	<p><i>Mr. Carlos C. Ejercito</i>, has been an Independent Director of AboitizPower since 19 May 2014.</p> <p>He is Independent Director and Chairman of the Board Audit Committee of Bloomberry Resorts Corporation and an Independent Director and member of the Audit Committee of Century Properties Group, Inc., both publicly-listed companies.</p> <p>Mr. Ejercito is President and Chief Executive Officer of Mount Grace Hospitals, Inc., and Chairman of Northern Access Mining, Inc. He is a Board Member of 18 hospitals, including Medical Center Manila, VR Potenciano Medical Center, Tagaytay Medical Center, Pinehurst Medical Services Inc., Grace General Hospital, Healthserv Medical Center, Lorma</p>

<p>– Board Related Party Transactions Committee (since 15 May 2017)</p> <p><u>Date of First Appointment:</u> 19 May 2014</p> <p><u>Tenure:</u> 7 years</p>	<p>Medical Center, Mary Mediatrix Medical Center, Silvermed Corporation, Capitol Medical Center, Divine Grace Medical Center, and Good Samaritan Medical Center.</p> <p>He was formerly Chairman of the Board of United Coconut Planters Bank, and a former Director of National Grid Corporation of the Philippines (NGCP). He was also the President and Chief Executive Officer of Greenfield Development Corporation, and Vice President and Senior Country Operations Officer of Citibank, NA. Prior to Citibank, Mr. Ejercito was a Systems Engineer in IBM Philippines, and Accounting Unit Head in Procter & Gamble Philippines, Inc. He was a member of the Board of Governors of Management Association of the Philippines.</p> <p>Mr. Ejercito graduated <i>cum laude</i> from the University of the East with a degree in Bachelor of Science in Business Administration. He also completed the Management Development Program of Harvard Business School in Massachusetts, USA in 1983, and has completed the coursework for Masters in Business Administration at Ateneo Graduate School of Business.</p> <p>Mr. Ejercito is a certified public accountant. He is not connected with any government agency or instrumentality.</p>
<p>ERIC RAMON O. RECTO Independent Director</p> <p><u>Age:</u> 58</p> <p><u>Citizenship:</u> Filipino</p> <p>Committee Memberships: Chairman – Board Related Party Transaction Committee (since 21 May 2018) – Board Cyber Security Committee (since 26 April 2021) Member – Board Audit Committee (since 21 May 2018) – Board Environmental, Social and Corporate Governance Committee (since 21 May 2018) – Board Risk and Reputation Management Committee (since 21 May 2018)</p> <p><u>Date of First Appointment:</u> 21 May 2018</p> <p><u>Tenure:</u> 3 years</p>	<p>Mr. Eric Ramon O. Recto was elected as Independent Director of AboitizPower on 21 May 2018.</p> <p>He currently holds positions in the following publicly-listed companies: Chairman of the Philippine Bank of Communications; President and Chief Executive Officer of Atok-Big Wedge Co., Inc.; Director of DITO CME Holdings Corp. (formerly: ISM Communications Corporation); and Independent Director in PH Resorts Group Holdings, Inc. He is also the Chairman of the Board and President of Bedfordbury Development Corporation; Vice Chairman of Alphaland Corporation; President/Director of Q-Tech Alliance Holdings, Inc.; and Supervisory Board Member of Acentic GmbH and Ltd.</p> <p>Mr. Recto held various positions in Philweb Corporation from 2005 to 2015. He was also the Vice Chairman of Alphaland Corporation from 2007 to 2014; Director of San Miguel Corporation from 2010 to 2014, and of Manila Electric Company (Meralco) from 2010 to 2013; and President of Top Frontier Investment Holdings, Inc. from 2010 to 2013. Mr. Recto was formerly the Undersecretary of the Philippine Department of Finance from 2002 to 2005.</p> <p>Mr. Recto earned his Bachelor of Science degree in Industrial Engineering from the University of the</p>

	<p>Philippines-Diliman. He completed his Masters in Business Administration, with concentration in Finance and Operation Management, from the Johnson Graduate School of Management at the Cornell University in Ithaca, New York, U.S.A. He is not connected with any government agency or instrumentality.</p>
<p>JAIME JOSE Y. ABOITIZ Executive Vice President and Chief Operating Officer</p> <p><u>Age:</u> 59</p> <p><u>Citizenship:</u> Filipino</p> <p><u>Date of First Appointment:</u> 18 May 2009</p> <p><u>Tenure:</u> 11 years</p>	<p>Mr. Jaime Jose Y. Aboitiz was appointed as the Company's Executive Vice President – Chief Operating Officer on 1 January 2020. He was previously the AboitizPower's Director from 2004 to April 2007, and was re-elected on May 18, 2009 until April 2021. He also served as the Company's Executive Vice President and Chief Operating Officer-Power Distribution Group, a position which he held from August 2008 to December 2019.</p> <p>Mr. Aboitiz is a member of the Board of Advisers of ACO; Chairman of the Board of, Luzon Hydro Corporation (LHC), the Hedcor Group, the Oil Group, TPI, and SFELAPCO. He is Director of Cotabato Light, Davao Light, Cebu Energy, the Enerzone Group, AboitizLand, SacaSun, TPI, Tsuneishi Heavy Industries (Cebu), Inc. (THICI), Visayan Electric Company, Inc. (Visayan Electric), and Apo Agua.</p> <p>Mr. Aboitiz holds a degree in Mechanical Engineering from Loyola Marymount University in California, U.S.A., and a Master's Degree in Management from the Asian Institute of Management. He is not connected with any government agency or instrumentality. He is not a Director of any other publicly-listed company.</p> <p>Mr. Aboitiz shall be retiring as the Company's Executive Vice President and Chief Operating Officer effective 1 January 2022.</p>
<p>LIZA LUV T. MONTELIBANO Senior Vice President – Chief Financial Officer/Corporate Information Officer</p> <p><u>Age:</u> 46</p> <p><u>Citizenship:</u> Filipino</p> <p><i>Ex-Officio Member</i> – Board Risk and Reputation Management Committee</p> <p><i>Ex-Officio Member</i> – Board Executive Committee</p>	<p>Ms. Liza Luv T. Montelibano was appointed as Senior Vice President/Chief Financial Officer/Corporate Information Officer on 16 May 2016.</p> <p>She joined the Company as Chief Financial Officer-Power Generation Group on 2 January 2014 until she was promoted as First Vice President/ Chief Financial Officer/ Corporate Information Officer on 18 May 2015.</p> <p>Ms. Montelibano is Director and Senior Vice President-Finance of ARI, and Director of Cotabato Light, Davao Light, TPI, TSI, Visayan Electric, the Hedcor Group, LHC, Subic Enerzone, AboitizPower International, and Archipelago.</p> <p>Prior to joining AboitizPower, Ms. Montelibano was the Country Controller of NXP Semiconductors. Her background is in finance, risk assessment, and internal audit, arising from her previous experience</p>

	<p>with various multinational companies. She also served as Chief Financial Officer of SteelAsia Manufacturing Corporation from September 2012 to March 2013, and as General Manager for Finance and Administration at L’Oreal Philippines, Inc. from March 2006 to August 2012.</p> <p>Ms. Montelibano graduated <i>cum laude</i> from Ateneo de Manila University with a degree in Bachelor of Science in Management, Minor in Finance. She is also a Certified Internal Auditor under the Institute of Internal Auditors. She is not connected with any government agency or instrumentality. She is not a director of a publicly-listed company.</p>
<p>MA. CONSOLACION C. MERCADO Compliance Officer</p> <p><u>Age</u>: 43</p> <p><u>Citizenship</u>: Filipino</p> <p><i>Ex-Officio Member</i> – Board Environmental, Social, and Corporate Governance Committee</p>	<p>Ms. Ma. Consolacion C. Mercado was appointed Compliance Officer on 1 January 2021. She is concurrently Vice President for Legal – Energy Affairs of AboitizPower since September 2019. She previously served as the Company’s Vice President for Regulatory Affairs, Distribution Utility Group from July 2018 to August 2019 and Assistant Vice-President for Legal – Energy Affairs from July 2015 to June 2018.</p> <p>Ms. Mercado first joined the Aboitiz Group in 2009 as a Regulatory Lawyer. In her current role under the Energy Affairs and Compliance Team, Ms. Mercado is responsible for developing and cascading governance and legal policies to the Company and its various subsidiaries. She also ensures that the legal and compliance issues and risks of the power generation, power distribution, and supplier businesses across the group are managed and addressed.</p> <p>Ms. Mercado earned her Bachelor of Science in Business Administration and Accountancy and Bachelor of Laws degrees from the University of the Philippines-Diliman. She is a Certified Public Accountant and a member in good standing with the Integrated Bar of the Philippines. She is not connected with any government agency or instrumentality. She is not a director of any publicly-listed company.</p>
<p>MARIA VERONICA C. SO Group Treasurer</p> <p><u>Age</u>: 49</p> <p><u>Citizenship</u>: Filipino</p>	<p>Ms. Maria Veronica C. So was appointed as AboitizPower’s Group Treasurer effective 1 January 2020. She is also First Vice President – Group Treasurer of AEV, a publicly listed company.</p> <p>She joined the Aboitiz Group as AEV’s Vice President – Treasury Services in 2017 and was promoted to First Vice President - Deputy Group Treasurer under AEV’s Treasury Services Group on 1 April 2019.</p> <p>Prior to joining the Aboitiz Group, Ms. So held various treasury and finance positions at Globe Telecom from 2001 to 2017.</p>

	<p>Ms. So holds a Bachelor of Science degree in Business Management from Ateneo de Manila University and a Masters degree in Business Management from the Asian Institute of Management. She is not connected with any government agency or instrumentality. She is not a director of any publicly-listed company.</p>
<p>MANUEL ALBERTO R. COLAYCO Corporate Secretary</p> <p><u>Age:</u> 52</p> <p><u>Citizenship:</u> Filipino</p>	<p>Mr. Manuel Alberto R. Colayco has been Corporate Secretary of AboitizPower since 1 March 2018. He is concurrently Senior Vice President - Chief Legal and Compliance Officer/Corporate Secretary of AEV, a publicly listed company. He first joined the Aboitiz Group as AEV's First Vice President and Chief Legal Officer on 11 July 2016 and was appointed as AEV's Corporate Secretary and Compliance Officer on 1 March 2018.</p> <p>Mr. Colayco has practiced in various areas of corporate law, including mergers and acquisitions, joint ventures, securities regulation, corporate and financial restructuring, and litigation. Prior to joining the Aboitiz Group, Mr. Colayco acted as independent legal consultant providing professional advice, representation, and transactional assistance to private companies and individuals. His previous work experience includes: General Counsel for AGP International Holdings Ltd. and Atlantic, Gulf & Pacific Company of Manila, Inc. from August 2013 to December 2014; Executive Director and Assistant General Counsel of J.P. Morgan Chase Bank N.A. from July 2010 to August 2013; and Vice President and Legal Counsel of DKR Oasis (Hong Kong) LLC, a private investment management firm, from August 2007 until March 2010. He was an Associate at Skadden, Arps, Slate, Meagher & Flom, LLP from 2000 to 2007, and at Romulo Mabanta Buenaventura Sayoc & de los Angeles from 1996 to 2000.</p> <p>Mr. Colayco earned his undergraduate and Juris Doctor degrees from Ateneo de Manila University, and a Master of Laws degree from New York University School of Law in New York, U.S.A. He is a member in good standing of the Integrated Bar of the Philippines and the New York State Bar. He is not connected with any government agency or instrumentality. He is not a director of any publicly-listed company.</p>
<p>MAILENE M. DE LA TORRE Assistant Corporate Secretary</p> <p><u>Age:</u> 39</p> <p><u>Citizenship:</u> Filipino</p>	<p>Ms. Mailene M. de la Torre was appointed Assistant Corporate Secretary of AboitizPower on 24 November 2016. She is concurrently Assistant Vice President - Governance and Compliance and Assistant Corporate Secretary of AEV, a publicly-listed company. She was previously Senior Associate General Counsel for Governance and Compliance of AEV until November 2016, and was Associate General Counsel for Legal and Corporate Services from May 2010 to October 2014.</p>

	<p>Ms. de la Torre is also the Corporate Secretary and Assistant Corporate Secretary of various Subsidiaries of the Aboitiz Group.</p> <p>Ms. de la Torre has practice in the areas of corporate structuring, acquisitions, joint ventures, compliance and corporate governance, corporate law, securities law, and litigation. Prior to joining the Aboitiz Group, she was an Associate at Esguerra & Blanco Law Office from 2007 to 2010. She graduated <i>cum laude</i> with a Bachelor of Arts Degree in Political Science from the University of the Philippines Diliman and earned her Bachelor of Laws degree from the same university. She is a graduate member of the Institute of Corporate Directors, after completing the Professional Director's Program. She is a member in good standing of the Integrated Bar of the Philippines. She is not connected with any government agency or instrumentality. She is not a director of a publicly-listed company.</p>
<p>SAMMY DAVE A. SANTOS Assistant Corporate Secretary</p> <p><u>Age:</u> 37</p> <p><u>Citizenship:</u> Filipino</p>	<p>Mr. Sammy Dave A. Santos was appointed Assistant Corporate Secretary of AboitizPower on 5 November 2019. He is currently an Associate General Counsel for Governance and Compliance of AEV since July 2017.</p> <p>Mr. Santos currently serves as Corporate Secretary of various Subsidiaries of the Aboitiz Group, and Assistant Corporate Secretary of the Good Governance Advocates and Practitioners of the Philippines (GGAPP).</p> <p>Mr. Santos has experience in practice areas of corporate law, corporate structuring, special projects, corporate housekeeping, corporate governance, and compliance for non-listed and publicly-listed companies. Prior to joining the Aboitiz Group, he was Legal Counsel for Alliance Select Foods International, Inc. from 2016 to 2017. He was also Counsel for the Privatization Group and Office of Special Concerns of the Department of Finance in 2016. He was a Junior Associate at the Law Firm of Quiason Makalinta Barot Torres Ibarra Sison & Damaso from 2014 to 2016.</p> <p>Mr. Santos earned his Juris Doctor degree from the Ateneo Law School in 2013 and was admitted to the Philippine Roll of Attorneys in 2014. He also holds a degree of Master of Science in Industrial Economics from the University of Asia and the Pacific. He is a member in good standing of the Integrated Bar of the Philippines. He is not connected with any government agency or instrumentality. He is not a director of a publicly-listed company.</p>

<p>SATURNINO E. NICANOR, JR. Group Internal Audit Head</p> <p><u>Age:</u> 59</p> <p><u>Citizenship:</u> Filipino</p>	<p><i>Mr. Saturnino E. Nicanor, Jr.</i> was appointed as Group Internal Audit Head of AboitizPower on 26 July 2018. He is concurrently the Company’s Assistant Vice President for Internal Audit, a position which he has held since July 2017. Mr. Nicanor has extensive experience in internal audit and controllership in various industries. He also served as Internal Audit Head for the Company’s Generation Group from August 2012 to July 2018, and held various audit-related positions in the Aboitiz Group from 1983 to 2005.</p> <p>Mr. Nicanor earned his Bachelor of Science in Commerce, Major in Accounting (<i>magna cum laude</i>) degree from the University of San Jose Recoletos, Cebu City. He is an Accredited Training Facilitator of the Institute of Internal Auditors Philippines. He is not connected with any government agency or instrumentality. He is not a director of any publicly-listed company.</p>
<p>MARK LOUIE L. GOMEZ Data Privacy Officer and Assistant Vice President for Risk and Organizational Performance Management</p> <p>Age: 40</p> <p>Citizenship: Filipino</p> <p>Ex-Officio Member – Board Risk and Reputation Management Committee Ex-Officio Member – Board Cybersecurity Committee</p>	<p>Mr. Mark Louie L. Gomez was appointed Compliance Officer and Assistant Vice President for Risk and Organizational Performance Management on 6 September 2021.</p> <p>Mr. Gomez has extensive background in legal and regulatory compliance, real estate laws, commercial negotiations, contracts management, and enterprise risk and business continuity management. Prior to his appointment, he has previously held various positions within the AboitizPower Group as Assistant Vice President – Enterprise Risk Management for Therma Luzon and Compliance Manager for APRI.</p> <p>Mr. Gomez earned his Bachelor of Arts in Political Science degree from the University of the Philippines – Diliman and Bachelor of Laws degree from San Beda College of Law. He is not connected with any government agency or instrumentality. He is not a director of a publicly-listed company.</p>

Period in which the Directors Should Serve

The directors shall serve for a period of one year.

Term of Office of a Director

Pursuant to the Amended By-Laws of AboitizPower, the directors are elected at each annual stockholders’ meeting by stockholders entitled to vote. Each director holds office until the next annual election or for a term of one year and until his successor is duly elected, unless he resigns, dies or is removed prior to such election.

Any vacancy in the Board, other than by removal or expiration of term, may be filled by a majority vote of the remaining members thereof at a meeting called for that purpose, if they still constitute a quorum. The director so chosen shall serve for the unexpired term of his predecessor in office.

Significant Employees

AboitizPower considers the contribution of every employee important to the fulfillment of its goals.

Family Relationships

Mr. Sabin M. Aboitiz is an uncle of Mr. Danel C. Aboitiz. Mr. Luis Miguel O. Aboitiz is a first cousin of Mr. Jaime Jose Y. Aboitiz.

Other than these, no other officers or directors are related within the fourth degree of consanguinity.

Involvement in Certain Legal Proceedings as of 31 December 2021

To the knowledge and/or information of AboitizPower, none of its nominees for election as directors, its present members of the Board, or its executive officers, is presently involved in any legal proceeding or bankruptcy petition or has been convicted by final judgment, or being subject to any order, judgment or decree, or has violated the securities or commodities law in any court or government agency in the Philippines or elsewhere, for the past five years until 31 December 2021, which would put to question his/her ability and integrity to serve AboitizPower and its stockholders.

Parent Company

AboitizPower's parent company is AEV. As of 16 December 2021, AEV owns 51.99% of the voting shares of AboitizPower. In turn, ACO owns, as of 16 December 2021, 48.59% of the voting shares of AEV.

Resignation or Refusal to Stand for Re-election by Members of the Board of Directors

No director has resigned or declined to stand for re-election to the Board since the date of AboitizPower's last Annual Stockholders' Meeting because of a disagreement with AboitizPower on matters relating to its operations, policies and practices.

CORPORATE GOVERNANCE

In 2020, the Aboitiz Group celebrated the 100th anniversary of the incorporation of its parent company, Aboitiz & Company, Inc. (ACO). This historic milestone in the Group's history is a confirmation of its unwavering commitment to the highest standards of corporate governance for over five generations. Beginning from the time-honored philosophy of Don Ramon Aboitiz of Palabra de Honor, the Group now aspires to become a leader in environmental stewardship, social responsibility, good governance, and corporate citizenship. Committed to live by the Aboitiz core values of Integrity, Teamwork, Innovation, and Responsibility, the Group looks toward new horizons to expand in the next 100 years, and to continue to drive change for a better world by advancing businesses and communities.

Notable accomplishments of the AboitizPower Board for 2021 are as follows:

- Reviewed and affirmed the appropriateness of the Group's purpose and brand promise in support of the country's gradual economic recovery
- Reviewed and aligned the Group's short-term and long-term business strategies to sustain and expand the business under the new normal
- Reviewed and ensured the sufficiency of the internal controls system and enterprise risk management framework of AboitizPower
- Authorized and held AboitizPower's Virtual Annual Stockholders' Meeting for the second year
- Reviewed and approved amendments to the Board and Board Committee Charters
- Established the Board Information Security and Cybersecurity Committee to formalize a group-wide integrated approach in managing information and cyber security related risks
- Approved the amendments to the Company's Code of Ethics and Business Conduct, Whistleblowing Policy, and the Related Party Transactions Policy
- Reviewed and implemented changes to the Board's governance mechanism in alignment with global best practices and the demands of the current business environment
- In addition to the Annual Corporate Governance Seminar, conducted regular virtual learning sessions to strengthen the continuous learning program of the Company's directors and officers

Shareholders Rights and Equitable Treatment

The rights of shareholders are of paramount importance to the Company. The goal is to ensure the protection of shareholder interests and concerns through the free exercise of shareholder rights. Among the rights of these shareholders, regardless of the number of shares they own, are to receive notices of and to attend shareholders' meetings; to participate and vote on the basis of the one-share, one-vote policy; nominate and elect Board members (including via cumulative voting); inspect corporate books and records; vote in person, *in absentia*, or through proxy; receive dividends; and ratify corporate actions.

In the conduct of its shareholder meetings, all shareholders receive notices not less than 28 days from the date of the meeting, and all agenda items to be discussed and decided upon during the said meeting are set out in the notices and no new agenda items are taken up during the conduct of the meeting. The rationale of agenda items, which are submitted to the shareholders for their approval, are included in the notices to shareholders' meetings.

For the second year, AboitizPower held a virtual annual stockholders' meeting (ASM) in 2021. Driven by its commitment to practice sound corporate governance and guided by its core value of innovation, AboitizPower provided its shareholders an accessible and convenient venue to exercise their basic and inviolable right to elect their representatives to the Company's Boards of Directors while remaining in the comfort and safety of their homes. In addition, the Company, for the second year, allowed voting through remote communication or *in absentia*. Stockholders may access AEV's online voting portal in order to register and vote on the matters submitted for shareholders approval at any stockholder meetings.

All shareholders are encouraged and given the right to participate in the meetings. The opportunity to ask questions or raise issues, the questions, answers, issues and motions raised, the agreements and resolutions arrived at, the corporate acts approved or disapproved, and the voting results are reported in the minutes.

The Company also discloses to PSE, PDEX and the SEC all the items approved at the shareholders' meeting no later than the next business day. The voting results including quorum and summary of resolutions approved are made publicly available by the next working day through the Company's website under Investor Relations' page. There are no barriers or impediments preventing shareholders from consulting or communicating with one another, with the directors and with the Corporate Secretary.

In addition, AboitizPower ensures that its shareholders are informed of any material developments in the Company's businesses, and that they receive dividends in accordance with established dividend policies.

Lastly, AboitizPower's Board Secretariat has adopted certified Board protocols and procedures under the ISO 9001:2015 Management Board and System to ensure the effectiveness of Board and shareholders' commitments. This includes coordination with stock transfer agents to ensure appropriate responses to and timely resolution of shareholders' queries and requests.

For a more detailed discussion on the rights of the shareholders of the Company, please refer to the 2020 Consolidated Annual and Sustainability Report and the 2020 Integrated Annual Corporate Governance Report (IACGR), which will be available at www.aboitizpower.com.

BOARD MATTERS

Board of Directors

The Board leads the Group's corporate governance framework. Independent from management, its members are committed to serve and promote long-term success, and to secure the Group's sustained growth, competitiveness and sustainability. The directors perform the crucial role of articulating and assessing the Group's purpose, vision and mission, and strategies to carry out its objectives. They ensure that the strategic business direction of the Group's businesses is soundly established and are in line with the overall Group's goals and strategy. In line with best practices, the members of the Board are responsible in establishing and monitoring the Group's commitment to the principles embodied in ESG. In performing these functions, the members of the AboitizPower Board, individually and collectively, are expected to act consistently with the Aboitiz core values.

The AboitizPower Board is composed of nine members, all of whom come from diverse professional backgrounds. They are composed of legal and finance professionals, engineers, former or current Chief Executive Officers/Chief Operating Officers, auditors, and accountants. Many of them have management experience in the private and government sectors, as well as in multilateral agencies. As of December 31, 2021, the AboitizPower Board had three independent directors, four non-executive directors, and two executive directors. The Chairman of the AboitizPower Board, Mr. Sabin M. Aboitiz, is a non-executive director with years of experience as a director of companies involved in various industries, including the power industry. As a non-executive director, he is not involved in the Company's day-to-day operations, which enables him to focus on ensuring that the AboitizPower Board properly discharges its duties and responsibilities. The AboitizPower Board appointed Mr. Raphael P.M. Lotilla as Lead Independent Director. As a former Secretary of the Department of Energy of the Philippines, Mr. Lotilla is a highly qualified professional who is familiar with the operations of AboitizPower and the industries it does business in. As the Lead Independent Director, Mr. Lotilla is the Chairman of the ESCG Committee (the functions as the Nomination and Selection Committee) to ensure an independent and transparent nomination, selection, election, and performance assessment process of the AboitizPower Board.

The members of the AboitizPower Board are the following:

ABOITIZ POWER CORPORATION'S BOARD OF DIRECTORS

Director (Age, Nationality)	Designation/ Directorship	Year First Elected	Number of Years Served as Director	Board and Committee Memberships and % of Attendance for 2021	Directorships in Other Companies Outside the Aboitiz Group
SABIN M. ABOITIZ 57 years old Filipino	Chairman of the Board (NED)	April 26, 2021	0	(C) BOD (100%) (C) Risk (100%) (M) ESCG (100%) (M) ExCom (100%) (M) Cyber (100%)	None
LUIS MIGUEL O. ABOITIZ 57 years old Filipino	Vice-Chairman (NED)	September 1, 2018	1	(VC) BOD (100%) (M) AudCom (75%) (M) Risk (100%) (M) ExCom (100%) (M) Cyber (100%) (M) ESCG (N.A.)***	None
MIKEL A. ABOITIZ** 67 years old Filipino	Director (NED)	February 13, 1998	23	(M) BOD (100%) (M) ExCom (100%) (M) ESCG (100%)	None
EMMANUEL V. RUBIO 57 years old Filipino	President and CEO (ED)	January 1, 2020	1	(M) BOD (100%) (C) ExCom (100%) (M) Risk (100%) (Ex Officio) Cyber (100%)	None
EDWIN R. BAUTISTA 61 years old Filipino	Director (NED)	April 26, 2021	0	(M) BOD (100%)	None
DANEL C. ABOITIZ 40 years old Filipino	Chief Commercial and Stakeholder Engagement Officer (ED)	Dec 11, 2018	2	(M) BOD (89%) (M) AudCom (100%) (M) ExCom (100%)	None
RAPHAEL P.M. LOTILLA 63 years old Filipino	Lead Independent Director	April 26, 2021	0	(M) BOD (100%) (C) ESCG (100%) (M) Risk (100%) (M) AudCom (100%) (M) RPT (100%)	<ul style="list-style-type: none"> • ACE Enexor, Inc. (ID) • First Metro Investment Corp. (ID)
CARLOS C. EJERCITO 76 years old Filipino	Independent Director	May 19, 2014	6	(M) BOD (100%) (M) ESCG (100%) (M) Risk (100%) (C) AudCom (100%) (M) RPT (100%)	<ul style="list-style-type: none"> • Bloomberg Resorts Corporation (ID); • Century Properties Group, Inc. (ID)
ERIC RAMON O. RECTO 58 years old Filipino	Independent Director	May 21, 2018	2	(M) BOD (78%) (M) ESCG (100%) (M) Risk (100%) (M) AudCom (100%) (C) RPT (100%) (C) Cyber (100%)	<ul style="list-style-type: none"> • Philippine Bank of Communications (C) • Atok-Big Wedge Co., Inc (Ex) • DITO CME Holdings Corp. (D) • PH Resorts Group Holdings, Inc. (ID)

ABOITIZ POWER CORPORATION'S BOARD OF DIRECTORS

Director (Age, Nationality)	Designation/ Directorship	Year First Elected	Number of Years Served as Director	Board and Committee Memberships and % of Attendance for 2021	Directorships in Other Companies Outside the Aboitiz Group
TOSHIRO KUDAMA** 63 years old Japanese	Non-Executive Director	December 20, 2021	0	(M) BOD (100%) (M) Risk (N.A.)*** (M) ExCom (N.A.)***	None

*C - Chairman; VC – Vice Chairman; M – Member; ID – Independent Director; NED – Non-Executive Director; ED – Executive Director; ExO – Ex Office; BOD - Board of Directors; ESCG - Board Environmental, Social, and Corporate Governance Committee; ExCom - Board Executive Committee; AudCom - Board Audit Committee; Risk - Board Risk and Reputation Management Committee; RPT - Board Related Party Transactions Committee; Cyber – Board Information Security and Cybersecurity Committee.

** On December 20, 2021, the members of the Board accepted the resignation of Mr. Mikel A. Aboitiz as Director of AboitizPower and appointed Mr. Kudama to serve the remaining term.

*** Appointed as committee member on December 20, 2021.

Board Performance Assessment

The members of the AboitizPower Board of Directors conduct an annual performance assessment of its directors and key officers. Each director evaluates the individual and the collective performance of each member of the Board and Board committees. In addition, each director evaluates the performance of the Chairman of the Board, Chief Executive Officer, Internal Audit Head, Risk Officer, Compliance Officer, and Corporate Secretary. In turn, select key officers of the Company are asked to evaluate the performance of the individual directors. The Board’s annual performance assessment for the 2021 compliance period was completed in November 2021.

The assessment forms are prepared and regularly reviewed by the Compliance Officer to elicit relevant and valuable insights on the following assessment criteria: (1) compliance with best governance practices and principles; (2) participation and contribution to the Board and committee meetings; and (3) performance of their duties and responsibilities as provided in the company’s Revised Manuals, Charters, Amended Articles, and Amended By-Laws.

In addition, the Company’s directors are evaluated by key officers based on the following criteria: (1) business acumen, (2) independent judgment, (3) familiarity with the business, (4) active participation and effective challenge, (5) professional expertise and network, (6) value contribution, (7) embodiment of Aboitiz core values, and (8) reputation. Assessment results are presented to the respective ESCG Committees as part of the nomination and selection process of incumbent Board members.

The Corporate Governance Code and the Revised Manual require that at least once in every three years, the conduct of the Board performance assessment must be supported by an independent third-party facilitator. In 2020, AEV and AboitizPower engaged the Good Governance Advocates and Practitioners of the Philippines (GGAPP), an independent association of corporate governance practitioners, to support their Board performance assessment exercise. The results of the assessment, as well as the recommendations from GGAPP, were presented and discussed at the ESCG Committee meetings on February 16, 2021.

Board Committees

The different Board committees - Audit, Corporate Governance, Risk and Reputation Management, Related Party Transactions, Executive, and Information Security and Cybersecurity Committee - report regularly to the Board and are crucial in the performance of the Board’s oversight function in key management areas.

The mandate of each Board committee, including key accomplishments in 2021, are described below:

- a. The **Board Environmental, Social, and Corporate Governance Committee (formerly the Corporate Governance Committee)** was established as an integrated approach to strengthen, promote, monitor, implement, and communicate the Company’s ESG-related programs and

initiatives. It also performs the functions of the Nomination and Remuneration Committees. In carrying out their duties and responsibilities, the ESCG Committee is supported by the Company's Compliance Officer, Chief External Relations Officer, as well as the Group Chief Human Resources Officer. These officers regularly attend committee meetings to act as resource persons. Independent Directors, including the Committee Chairman, comprise the majority of the voting members of the ESCG Committee.

In 2021, the ESCG Committee continued to (1) review and monitor AboitizPower's compliance with new laws and regulations (the Revised Corporation Code, various SEC and BIR issuances, among others); (2) review and update the Revised Manual to align with the best practices in the Integrated Annual Corporate Governance Report and the ASEAN Corporate Governance Scorecard; (3) ensure that the nomination, selection, election, remuneration, and assessment of the Company's directors and officers are aligned with the Revised Manual; and (4) ensured that the Company's ESG programs are implemented. In the same year, the ESCG Committee amended the Code of Ethics and Business Conduct and the Whistleblowing Policy to further strengthen the company's commitment to corporate governance, particularly on sustainability and ethical corporate citizenship.

- b. The **Board Audit Committee** represents the Board in discharging its responsibility related to audit matters for the Group. Independent Directors comprise the majority of the members of the Board Audit Committee, including its Chairman.

In 2021, the Audit Committee updated its Charter to improve Company's control performance by having an adequate and effective control system. The Audit Committee also assessed (1) the performance of the Company's external auditor, and (2) the sufficiency of the Company's internal control and compliance systems.

Sufficiency of Internal Control and Compliance System

The Audit Committee assists the Board in fulfilling oversight responsibilities over their Company's system of internal control. It is responsible for monitoring, overseeing, and evaluating the duties and responsibilities of management, the internal audit activity, and the external auditors as those duties and responsibilities relate to the organization's processes for controlling its operations. In 2021, the President and Chief Executive Officer, Chief Financial Officer, and Internal Audit Head of AboitizPower attested to the sufficient internal control and compliance system of the Company.

Audit and Non-Audit Fees

The Independent External Auditor of AboitizPower is the accounting firm of SyCip Gorres Velayo & Co. (SGV), with Ms. Maria Veronica Andresa R. Pore as current audit partner who has served since 2017. As a policy, the Audit Committee makes recommendations to the Board concerning the choice of external auditor and pre-approves audit plans, scope, and frequency before the audit is conducted. Similar to previous years, the audit services of the Company's external auditor for the year 2021 were pre-approved by the Audit Committee. The Audit Committee also reviewed the extent and nature of these services to ensure that the independence of the external auditors is preserved. The breakdown of the audit and non-audit fees paid by AboitizPower to its external auditor are found in the Company's Information Statements and Annual Reports.

- c. The **Board Risk and Reputation Management Committee** represents the Board in discharging its responsibility relating to risk and reputation management related matters for the AboitizPower Group.

The committee (1) ensures that a sound Enterprise Risk Management (ERM) framework is in place to effectively identify, monitor, and manage key business risks; (2) assists the Board in defining the Company's risk appetite and overseeing the risk profile and performance against the defined risk appetite; (3) is responsible for overseeing the identification, measurement, monitoring and controlling the Company's principal business risks. The committee is composed three independent

directors, one executive director, and three non-executive directors, including its chairman.

In 2021, the Board Risk and Reputation Committee (1) updated its charter to ensure the effective discharge of its function; and (2) continued to annually review and assess the Company's risk profile and risk management strategies. The details of the Company's top risks as reviewed and approved by the committee are found in the Company's Information Statements and Annual Reports.

- d. The **Board Related Party Transaction Committee** represents the Board in discharging its responsibility relating to transactions entered into between or among the Company or any of its subsidiaries, affiliates, directors and officers. The RPT Committee is composed entirely of independent directors, including its chairman.

In 2021, the RPT Committee (1) continued to ensure that related party transactions are taken on an arm's-length basis and within market rates, with sufficient documentation, and coursed through the appropriate levels of approval; (2) updated the RPT Certification for Directors and Officers in compliance with relevant BIR regulations on the reporting guidelines for the transactions of individuals and juridical entities with related parties; (3) updated its committee charter and the Company's RPT Policy to further strengthen the process of reviewing, reporting, and approval of all RPTs, particularly those falling below the SEC-defined materiality threshold.

- e. The **Executive Committee** assists the Board in overseeing the Company's day-to-day operations of the Company. The Committee ensures agility in the management of the Company and in strategic decision-making, as well as compliance with the Company's governance policies, during the intervening period between Board meetings.
- f. The **Board Information Security and Cybersecurity Committee** was established on March 8, 2021. It assists the Board in providing strategic direction and ensuring the establishment of the Company's system of governance (processes, policies, controls and management) on matters relating to information security and cybersecurity.

For more details on the AboitizPower Board and Board Committees matters, please refer to the 2020 Consolidated Annual and Sustainability Report, the 2020 IACGR, and the Governance page of AboitizPower's website, which are available at www.aboitzpower.com.

GOVERNANCE PRACTICES

Compliance with Key Governance Policies

In 2021, AboitizPower updated its Code to align with international best practices and promote the Company's Environmental, Social and Governance efforts, and (ii) commitment to ethical corporate citizenship. The following policies and guidelines were approved by the Board of Directors:

- Amended Code of Ethics and Business Conduct to (i) strengthen the Company's commitment to sustainability principles, and (ii) further elaborate on the Company's commitment to its stakeholders, particularly on anti-bribery and anti-corruption, trade compliance, and anti-money laundering. Related guidelines on (i) anti-corruption, (ii) gift, meals, and entertainment, and (iii) business partner due diligence were also approved by senior management to operationalize the amendments to the Code
- Amended the Company's Whistleblowing Policy. The Company is evaluating the adoption of a new whistleblowing portal to encourage team members, team leaders and third parties to report suspected or actual violation of the Code and Company policies. Procedures were also developed to assist and guide in the handling, investigation, and resolution of reports or complaints received, whether via the whistleblowing platform or through any other channel.

<p>Manual on Corporate Governance</p>	<p>The Manual on Corporate Governance (Manual) is the corporate governance charter of the AboitizPower. It is a clear statement by the Company, its Board of Directors, Management, Employees and Shareholders, that corporate governance is a necessary component of sound strategic business management. The Manual was first approved by the AboitizPower Board on August 14, 2002. It has since been reviewed and amended by subsequent Board actions in keeping with evolving best practices in the Philippines and the ASEAN Region.</p> <p>There are no major deviations from the Revised Manual as of the date of this report.</p>
<p>Code of Ethics and Business Conduct</p>	<p>The Code of Ethics and Business Conduct (“Code”) of AboitizPower guides how team leaders and team members can live and practice ethical standards in their day-to-day operations. The Code summarizes the fundamental principles and directives through the following commitments:</p> <ol style="list-style-type: none"> 1. Commitment to Compliance: Following both the Letter and the Spirit of the Law and the Company Policies. <p>AboitizPower team leaders and team members are expected to know, understand, and comply with the laws, rules, and regulations that are applicable to their respective job responsibilities.</p> <ol style="list-style-type: none"> 2. Commitment to Each Other: Dealing with Team Members <p>At AboitizPower, interpersonal relationships in the workplace must be kept professional and free of bias, harassment, or violence. Team leaders and team members are expected to (i) treat each other with respect and dignity at all times, and (ii) promote a safe and healthy working environment for all employees.</p> <ol style="list-style-type: none"> 3. Commitment to Our Stakeholders: Dealing with Clients, Suppliers, Business Partners and the Public. <p>In dealing with AboitizPower external stakeholders, team leaders and team members are expected to act professionally, fairly, and with integrity in all business dealings. In recognition of the invaluable contribution of its clients, business partners, suppliers, and other stakeholders, AboitizPower is committed to:</p> <ol style="list-style-type: none"> A. <i>Fair Dealing.</i> Outperform its competition fairly and honestly through superior performance. No one should take advantage of anyone through manipulation, abuse of privileged information, misrepresentation of facts or any unfair dealing practices. B. <i>Gifts and Entertainment.</i> Avoid any actual or perception of inappropriate feeling or expectation of obligation through (i) modesty in giving business gifts or extending hospitality to customers, suppliers, and business partners, and (ii) modesty in receiving gifts or special favors from current and potential business partners. C. <i>Bribery and Corruption.</i> Conduct business in an ethical manner including strict compliance with bribery and corruption laws in jurisdictions where the Group operates.

	<p>Team leaders and team members are prohibited from engaging in any corrupt behavior including giving or accepting bribe.</p> <p>D. Provide Fair and Truthful Disclosures to the Public. In all public communications of AboitizPower, team leaders and team members are expected to communicate complete, timely, and accurate information in strict compliance with existing laws and regulations.</p> <p>E. Trade Compliance. The Group's is committed to exercising appropriate due diligence as to the third parties with which the Group do business and comply with applicable legal requirements with respect to trade, import and export considering its international reach.</p> <p>F. Anti-Money Laundering. The Group is committed to complying with anti-money laundering laws to prevent individuals or entities from giving legitimate appearance to funds sourced from criminal activities.</p> <p>4. Commitment to the Group – Advancing and Protecting the Interests of AboitizPower.</p> <p>The Code mandates that every team leader and team member of AboitizPower must maintain and protect all proprietary and confidential information in strict confidence. They should:</p> <p>A. Refrain from using Corporate Opportunities for personal gain.</p> <p>B. Ensure and Protect Proprietary and Confidential Information in strict confidence except when it's disclosed as required by the law. The Company only processes personal information that is required for business or legal reasons, and maintains appropriate access controls and use limitations.</p> <p>C. Use Company Systems and Assets for legitimate company business and activities only.</p> <p>D. Prevent the Misuse of Inside Information that may have a significant impact on the Company.</p> <p>E. Avoid any activity that can lead to Conflicts of Interest with their responsibility on behalf of the company or its clients.</p> <p>F. Maintain Accurate Books and Records in a timely manner.</p> <p>G. Implement proper Records Management. It is the Company's policy to identify, maintain, safeguard and destroy or retain, as applicable, all records in the Company's possession on a systematic and regular basis.</p> <p>H. Use of Digital and Social Media in a responsible manner.</p> <p>5. Commitment to the Environment and Communities: Pursuing a sustainable business.</p> <p>The Code mandates that team leaders and team members must ensure to do their best to minimize any environmental impact and integrate social development and environmental stewardship into the Company's operations. The Group contributes to local communities through appropriate social and economic development programs, including through Aboitiz Foundation activities.</p>
--	---

	<p>The Company ensures that the Code is cascaded to new team members as part of their onboarding processes. In addition, all team members are required to annually review the Code and affirm that they have read, understood, and will abide by its provisions. To support this process, an e-learning module on the Codes was developed and is rolled out every year.</p> <p>There are no major deviations from the Code as of the date of this report.</p>
Whistleblowing Policy	<p>To support the implementation of the Revised Manual and the Code, the Company has a Whistleblowing Policy. Through this policy, allegations of violations of the Manual, Code, and other related policies or of other illegal conduct can be reported through an internal portal, through the Company’s website, or via a dedicated email address. The Group is likewise set to rollout a new whistleblowing portal that has multiple language capabilities for website intake and a toll-free hotline to encourage team members, team leaders, and third parties to report suspected or actual violation of the Code and Company policies.</p> <p>Matters reported through the whistleblowing platform are discussed by the ESCG Committee and, if necessary, by the entire Board of Directors. Whistleblowers have the option to address complaints to any of the following persons:</p> <ul style="list-style-type: none"> A. The team member’s supervisor or business partner’s contact person in the Company; B. AEV Legal Team; C. The Compliance Office of the relevant Business Unit; D. The Company’s Internal Audit Head; or E. Chief Legal and Compliance Officer. <p>Once the complaints are submitted through the whistleblowing portal or are received by any of the above-mentioned personnel and officers, the complaint will undergo the Aboitiz Group’s investigation standard operating procedure and escalation process. The policy ensures that any person raising a serious concern in good faith will be protected from reprisals or retaliation.</p>
Aboitiz Group Investigation Standard Operating Procedure	<p>The Aboitiz Group Investigation Standard Operating Procedure (SOP) outlines the protocols in handling reports on suspected or actual violations of the Code and other Company policies, received via the whistleblowing platform or through any other channel.</p> <p>The SOP defines the reporting lines and escalation process to ensure (i) an appropriate management action and monitoring, and (ii) the protection of the whistleblower in good faith from possible reprisals or retaliation.</p>

<p>Anti-Corruption Guidelines</p>	<p>The Code mandates all team leaders and team members to conduct business in an ethical manner including strict compliance with bribery and corruption laws in jurisdictions where the Company and its Business Units operate. The Company does not tolerate nor condone bribery and corruption when dealing with its business partners and stakeholders.</p> <p>In support of this mandate, the Company adopted new guidelines to combat bribery and corruption in 2021. The guidelines provided measures and protocols to complement existing business processes and monitor compliance or deviations from the Code and the prohibition against bribery and corruption.</p> <p>In addition, the anti-corruption guidelines aim to further strengthen the Company's internal controls and procedures involved in the pursuit of its commitment to provide social and economic development programs to targeted communities and beneficiaries.</p>
<p>Gifts, Meals and Entertainment Guidelines</p>	<p>In 2021, AboitizPower adopted new guidelines to supplement the Code and ensure that team members make the right decisions when giving or accepting gifts, entertainment or travel when conducting business on behalf of the Aboitiz Group. The Company does not tolerate nor condone bribery and corruption when dealing with its business partners and stakeholders.</p>
<p>Business Partner Due Diligence Guidelines</p>	<p>In 2021, AboitizPower adopted new guidelines to supplement the Code and give guidance to prevent and mitigate the risk of dealing or being associated with a business partner involved in fraud, bribery, corruption, or other financial crimes. These guidelines outline the minimum due diligence and monitoring activities to be performed on existing and potential business partners of the Company.</p>
<p>General Trading Policy</p>	<p>The Revised General Trading Policy supplements the commitment under the Codes to prevent the misuse of inside information, and emphasizes reporting and disclosing material information, and the rule on prohibited insider trading.</p> <p>As a listed company, AboitizPower is required to report transactions of company shares by its directors and officers. To ensure the strict compliance with this requirement, directors and officers are advised of their disclosure obligations during their onboarding. The Compliance Officer also sends out a monthly reminder to directors and officers to disclose their transactions.</p> <p>The trading policy of AboitizPower prohibits any misuse of insider information. All team members are mandated to exercise prudence in handling material non-public information in the course of their work, and in relation to the trading or dealing with AboitizPower shares. The Company strictly enforce its trading blackout and insider trading policy to curtail opportunistic dealings in company shares. Violations must be reported to the Compliance Officer and the Board ESCG Committee. Since the last amendment of the trading policy in 2017, there has been no reported violation and conviction of insider trading, as well as abusive self-dealing by directors, management, and employees.</p> <p>In 2021, there was no reported incident of non-compliance with the General Trading Policy.</p>

<p>Related Party Transactions (RPT) Policy</p>	<p>In October 2019, the AboitizPower Board approved the RPT Policy in compliance with the SEC Memorandum Circular No. 10 series of 2019. The new rule focuses and regulates only material RPTs or RPTs amounting to 10% or higher of a company's total assets. The new rule also specified an approval process for material RPTs and mandated publicly-listed companies to notify the SEC of their RPTs that breach the threshold. The Board RPT Committee has the mandate to ensure that RPTs are taken on an arms'-length basis and within market rates, with sufficient documentation, and coursed through all appropriate levels of necessary approvals.</p> <p>In 2021, the Board approved the Company's Revised RPT Policy to further strengthen the review, reportorial, and approval processes of RPTs, particularly those falling below the SEC-defined materiality threshold.</p> <p>In 2021, AboitizPower did not enter into any material RPTs and there was no reported case of non-compliance with the laws, rules and regulations pertaining to significant or material RPTs.</p>
<p>Conflict of Interest Policy</p>	<p>AboitizPower believes that it is the duty of the Board of Directors to advance the Group's interests and those of the companies' stakeholders. To this end, the Company has adopted a Policy on Conflict of Interest, which promotes an ethical corporate culture and prohibits directors, officers, team leaders, and team members from taking advantage of access to corporate property and proprietary information for personal gain. The policy requires the disclosure of relationships, actions, or transactions that may give rise to a conflict of interest. In addition, AboitizPower directors are required to abstain or inhibit themselves from any Board discussion or decision that affects or has relevance or relation to their personal, business, or professional interests. The Company's directors are also prohibited from engaging in any business that competes with or is antagonistic to the Group. In the event of a perceived or actual conflict of interest, the concerned director must notify the Board, through the Corporate Secretary.</p> <p>In addition, the directors must notify the Board, through the Corporate Secretary, before accepting any directorship outside the Aboitiz Group during their term.</p> <p>In 2021, there was no reported incident of non-compliance with the Conflict of Interest Policy.</p>
<p>Data Privacy Policy</p>	<p>In 2017, the Company launched its data privacy compliance program, which includes the implementation of the Information Security Management System (ISMS). Since then, the Company has been able to establish a fundamental awareness of data privacy principles and the related ISMS philosophies, through various learning channels including e-learning modules, face-to-face trainings and forums.</p> <p>AboitizPower continues to ensure the implementation of Data Privacy Policies, manuals, and supporting guidelines that are aligned with the Data Privacy Act, including its implementing rules and supporting National Privacy Commission (NPC) circulars.</p> <p>As the Aboitiz Group continues to operate in a highly digital and fast-changing environment, the Data Protection Teams of each Business will strive to keep up with the expectations of their Data Subjects, as well as with the evolving guidelines of the NPC. This constant review of requirements, downloading of information, updating of processes, and testing of capabilities aims to ensure that Aboitiz is able to meet the expectations of stakeholders.</p>

Disclosure Policy	To supplement the implementation of the Code and in compliance with laws and regulations, AboitizPower has a Disclosure Policy that requires complete, timely, and accurate disclosures to the Securities and Exchange Commission (SEC), the Philippine Stock Exchange (PSE), and the Philippine Dealing & Exchange Corp. (PDEX). The Company's Board Secretariat ensures compliance with the disclosure rules. In 2021, there were no reported cases of non-compliance with the disclosure rules of the SEC, the PSE, and the PDEX.
-------------------	--

For a full discussion on the Company's corporate governance initiatives, please refer to the 2020 Consolidated Annual and Sustainability Report, 2020 IACGR, and the Governance page which are available at www.aboitzpower.com.

Disclosure and Transparency

Pursuant to its commitment to transparency and accountability, AboitizPower's website, www.aboitzpower.com has its own dedicated corporate governance webpage which serves as a resource center and library for its stakeholders. The Company also submitted an Integrated Annual Corporate Governance Report (IACGR) to the SEC the PSE. A copy of the Company's 2020 IACGR is available for download at the Company's website www.aboitzpower.com

SUSTAINABILITY AND ENVIRONMENT, SOCIAL, AND GOVERNANCE PRACTICES

Sustainable business practices have enabled the Aboitiz Group to operate commercially for 100 years. A key component of AboitizPower's ESG strategy is to find a balance between business expansion with sustainability initiatives. It looks at a triple-bottom line to measure the impact of its activities not only on profit but also on people and the planet. In line with this, the Company continues to strengthen its commitment to ESG practices.

Indices and Ratings

AboitizPower continues to be recognized as a constituent company in the FTSE4Good Index Series for the fourth consecutive year since 2018. The Company has managed to get a higher overall rating in the latest assessment with a score of 3.1 in 2021 from 2.5 in 2020, a 24 percent increase brought by the improvements in its health and safety initiatives as well as its campaign on diversity, equity, and inclusion, among others. The FTSE4Good Index Series, created by global index provider FTSE Russell, measures the performance of companies demonstrating strong ESG practices.

The Company's recent Corporate Sustainability Assessment by the highly regarded S&P Global has also shown marked improvements in its ESG performance. The Company's score further increased from 40 in 2020 to 44 in the 2021 assessment, which also improved its percentile ranking in the global peer group from 54th to 67th percentile.

AboitizPower also earned a Sustainalytics ESG Risk Rating of 33.9, a 3.5 decrease of risk exposure from last year. Meanwhile, the Company retained its BB rating from the MSCI ESG Rating and D- in CDP Climate Change Report.

Focus Areas

AboitizPower is driven by its Sustainability Vision which is to contribute to the OneAboitiz Sustainability goals through the 1AP Sustainability Culture. The Company manages its economic, environmental, and social impact through strong governance to deliver value to its stakeholders. AboitizPower will continue to focus on addressing gaps on various issues and areas of ESG, including governance improvements, addressing climate-related risk, and a long-term plan to transition to more renewable energy in its generation portfolio.

AboitizPower's growth strategy for the next ten years is to significantly grow its renewables portfolio, Cleanergy. The Company ensures its balance strategy is well-aligned with the government's efforts to address the energy trilemma of energy security, energy equity, and environmental sustainability. It remains

committed to its goal of a more balanced energy mix, or an almost 50:50 Cleanergy and thermal capacities, by 2030.

The Company's focus areas on its ESG reports are team member engagement, talent development, Occupational Health and Safety (OHS), diversity and inclusion, corporate governance, Corporate Social Responsibility (CSR), customer focus, disaster resilience, carbon emissions reduction, resource efficiency, renewable energy, waste management, biodiversity and conservation, financial growth, financial returns, risk management, and ISO certification.

The Company conducts a report in compliance with the sustainability reporting initiatives of its parent company, AEV. Currently, AboitizPower is compliant with AEV's sustainability reporting initiatives. Its report has been prepared following the GRI Standards: Core Option and its key performance indicators are aligned with the United Nations Sustainable Development Goals (SDG).

United Nations Sustainable Development Goals

The Aboitiz Group is one of the first Philippine businesses to support the United Nations' 17 SDG and in 2021, became a participant in the United Nations Global Compact. AboitizPower, has, or expects to have, direct, significant, and profitable contributions to UN SDG 7 or Affordable and Clean Energy, through its Cleanergy, AboitizPower's brand for clean and renewable energy. As of end 2021, the Company has a total net sellable capacity of 1,249 MW of renewable energy.

AboitizPower is submitting its Sustainability Report through the consolidated report that its parent company, AEV publishes annually. AEV began publishing its first Sustainability Report in 2009, being one of the few Philippine publicly-listed companies to publish and submit a report on its sustainability impacts and performances to SEC.

Sustainable Finance

In February 2016, Asian Development Bank ("ADB") provided a credit enhancement to its Subsidiary, APRI, for its Tiwi-MakBan geothermal energy facilities. The issuance by APRI of the ₱10.7 bn (U.S.\$225 mn) local currency bond was in addition to a direct loan from ADB of ₱1.8 bn (U.S.\$37.7 mn). ADB's credit enhancement was in the form of a guarantee of 75% of the principal and interest on the bond. The Climate Bond, which was certified by the Climate Bonds Initiative, was the first issuance of its kind in Asia.

Corporate Social Responsibility

AboitizPower and its Business Units contribute to social development programs in education, enterprise development, and environment implemented by the Aboitiz Group through its social development arm, Aboitiz Foundation. These CSR program projects are also aligned with the Aboitiz Group's core competencies and are made scalable nationwide to deliver long-term benefits to targeted communities and beneficiaries. The Aboitiz Group, through Aboitiz Foundation, invested a total of ₱423 mn in CSR projects and initiatives to support its communities in 2020, of which ₱266 mn was committed for its environmental programs, ₱106 mn for education, ₱8 mn for enterprise or livelihood programs, and ₱43 mn for other initiatives. All these are consistent with the Group's commitment to protecting and enriching our planet and uplifting the well-being of its communities. Through responsible operations and the implementation of various sustainability and CSR projects, the Company is constantly advancing business and communities by exploring opportunities to create shared value whenever possible.

Moreover, the Company provides additional funds for the communities through its compliance with the ER 1-94. This program is a policy under the DOE Act of 1992 and the EPIRA, which stipulates that host communities will get a share of ₱0.01/kWh generated by power plants operating in its area. The funds generated can be used by host beneficiaries for the electrification of areas or households that have no access to power, development and livelihood programs, as well as reforestation, watershed management, health, and environmental enhancement initiatives. Due to the COVID-19 pandemic in 2020, the DOE released a new circular which

repurposed the ER 1-94 funds for projects that would help alleviate the COVID-19 situation in the host community. The Company has successfully downloaded about ₱160 mn worth of ER 1-94 funds to about 150 host beneficiaries. About ₱554 mn worth of outstanding ER 1-94 funds was also remitted by the DOE to the Company's beneficiaries. The remitted funds were used by the beneficiaries to build isolation facilities and purchase relief goods, medical supplies or equipment, and COVID-19 testing kits and vaccines. The Company continues to extend assistance to its communities to ensure the full utilization of the available ER 1-94 funds.

Beyond Compliance

The Aboitiz Group's brand promise of advancing business and communities extends beyond compliance with government laws and regulations. The Aboitiz Group is committed to stakeholder-focused environmental management projects, such as the A-Park nationwide reforestation program, the Aboitiz Cleanergy Park in Davao City, the Cleanergy Center in Laguna, and the Energy Education Center (EEC) in TSI.

(a) A-Park Program

The A-Park Program is the Aboitiz Group's partnership with DENR's Expanded National Greening Program. The program targets to plant 9 mn trees by 2020 to promote reforestation and forest protection. In 2020, the Aboitiz Group has already planted about 11 mn seedlings across the country under the said program. AboitizPower supports the A-Park Program through the watershed management and carbon sink programs of its Subsidiaries.

(b) Aboitiz Cleanergy Park

The Aboitiz Cleanergy Park is an eight-hectare ecological preserve located in Sitio Punta Dumalag, Matina Aplaya, Davao City. The park showcases a mangrove reforestation site, nursery, botanical garden for the propagation of 29 native tree species and is also home to 100 species of birds. Aside from helping reduce carbon emissions, the park is also actively promoting habitat conservation and biodiversity management in an urban setting. Most importantly, it serves as a sanctuary and safe nesting ground for the hawksbill sea turtles, commonly called *pawikan*. Since 2014, the park has already released more than 4,939 hawksbill hatchlings to the sea, planted 13,992 mangroves, and rescued 16 *pawikans*.

(c) Cleanergy Center and Energy Education Resource Center

The Cleanergy Center, located within the compound of the Tiwi-Makban geothermal power plant, showcases interactive displays and learning materials devoted to sustainable ways of generating and consuming energy. To date, the center has welcomed more than 56,000 visitors, mostly students, government officials, and representatives of foreign institutions.

The Cleanergy Center is the first energy education facility of AboitizPower, which focuses on environmental awareness and renewable energy education through the use of audio-visual presentations, interactive displays, and a tour of a working geothermal power plant. Through AboitizPower, the Aboitiz Group aims to provide energy solutions that leave a lighter impact on the Earth's climate and its limited resources.

The Company also opened the Energy Education Center (EEC) in 2016 located at TSI's Davao baseload power plant. The center features interactive and informative displays on the Philippine energy sector and various power-generating technologies. To date, the center has already accommodated around 3,500 visitors.

EXECUTIVE COMPENSATION

Information as to the aggregate compensation paid or accrued to AboitizPower's Chief Executive Officer and four most highly compensated executive officers, as well as other directors and officers during the last two completed fiscal years and the ensuing fiscal year, are as follows:

Name of Officer and Principal Position*	Year	Salary	Bonus	Other Compensation
Chief Executive Officer and the Four Most Highly Compensated Officers: 1. EMMANUEL V. RUBIO - President and Chief Executive Officer 2. ERRAMON I. ABOITIZ* - Chairman of the Board 3. LIZA LUV T. MONTELIBANO - Senior Vice President - Chief Financial Officer/Corporate Information Officer 4. LUIS MIGUEL O. ABOITIZ* - Executive Vice President & Chief Strategy Officer 5. JOSEPH TRILLANA T. GONZALES* - First Vice President - General Counsel and Compliance Officer				
All above named officers as a group	Actual 2020	₱100,840,000.00	₱4,960,000.00	₱43,340,000.00
	Actual 2019	₱98,270,000.00	₱14,110,000.00	₱8,180,000.00
	Projected 2021	₱106,900,000.00	₱5,300,000.00	₱45,900,000.00
All other officers and directors as a group	Actual 2020	₱25,010,000.00	₱1,660,000.00	₱43,650,000.00
	Actual 2019	₱17,200,000.00	₱1,130,000.00	₱26,270,000.00
	Projected 2021	₱26,500,000.00	₱1,800,000.00	₱46,300,000.00

* Mr. Erramon I. Aboitiz was replaced by Mr. Sabin M. Aboitiz on 26 April 2021. Mr. Luis Miguel O. Aboitiz retired on 30 April 2020, and was elected as Vice Chairman on 26 April 2021. Mr. Joseph Trillana T. Gonzales was separated on 31 December, 2020.

The 2020 Amended By-Laws of the Company, as approved by the SEC on 01 October 2020, defined corporate officers as follows: the Chairman of the Board; the Vice Chairman; the Chief Executive Officer; the Chief Operating Officer; the Treasurer; the Corporate Secretary; the Assistant Corporate Secretary; and such other officers as may be appointed by the Board of Directors. For the year 2020, the Company's Summary of Compensation of Executive Officers covers the compensation of officers as reported under Item 5 (a)(1) of the Information Statement.

Except for the regular company retirement plan, which by its very nature will be received by the officers concerned only upon retirement from the Company, the above-mentioned officers do not receive any other compensation in the form of warrants, options, and/or profit-sharing.

There is no compensatory plan or arrangement between the Company and any executive in case of resignation or any other termination of employment or from a change-in-control of the Company.

COMPENSATION OF DIRECTORS

Standard Arrangements

Following the 22 April 2019 ASM, the directors receive a monthly allowance of ₱150,000.00, while the Chairman of the Board receives a monthly allowance of ₱200,000.00. In addition, each director/member and the Chairmen of the Board and the Board Committees receive a per diem for every Board or Board Committee meeting attended as follows:

Type of Meeting	Directors	Chairman of the Board
Board Meeting	₱150,000.00	₱200,000.00

Type of Meeting	Members	Chairman of the Committee
Board Committee Meeting	₱100,000.00	₱130,000.00

During its 16 February 2021 meeting, the Board ESCG Committee, which performs the function of the Nomination and Compensation Committee, upon the recommendation of the Company's management proposed an increase the per diem of the Board and Board Committee Chairmen for every meeting as follows:

Type of Meeting	Chairman of the Board	
	From	To
Board Meeting	₱200,000.00	₱225,000.00

Type of Meeting	Chairman of the Committee	
	From	To
Committee Meeting <i>(except Audit Committee)</i>	₱130,000.00	₱150,000.00
Audit Committee	₱130,000.00	₱200,000.00

The per diems for the Board and Committee chairpersons were last increased in 2019. Since then, the Company's businesses have expanded in scope and became more complicated in nature, particularly taking into account the challenges caused by the COVID-19 pandemic. As a matter of effective corporate governance, these challenges have led to an increase in the responsibilities of the Board and Committee chairpersons. The proposal by management to increase the per diems of the Board and Board Committee Chairmen was made after a review of the Board compensation structures of comparable companies with the same Board size, revenue, assets, and market capitalization.

During its Board Meeting on 5 March 2021, the Board of Directors reviewed the proposed increases in the per diems for the Board and Committee chairpersons, and, having considered the rationale provided for the proposed increases and greater responsibilities of the chairpersons, endorsed the same for stockholders' approval.

There are no proposed changes to the directors' monthly allowance and the per diem of other members of the Board.

A resolution approving the proposed increase in the per diem of the Board and Board Committee Chairmen will be presented to the stockholders for approval at the 2021 ASM.

In compliance with Section 29 of the Revised Corporation Code, the total compensation of each of the Company's directors as of 31 December 2020 is as follows:

Name of Director	Total Compensation Received as a Director ¹⁷
ERRAMON I. ABOITIZ ¹⁸ <i>Chairman of the Board of the Board</i>	₱6,360,000.00
MIKEL A. ABOITIZ <i>Vice Chairman of the Board of the Board</i>	₱2,750,000.00

¹⁷ Consisting of the monthly allowance and per diem. Per diem is based on the directors' attendance in the Board and Board Committee meetings, and their Committee memberships for the period 01 January to 31 December 2021.

¹⁸ Mr. Erramon I. Aboitiz was replaced by Sabin M. Aboitiz on 26 April 2021.

Name of Director	Total Compensation Received as a Director¹⁷
ENRIQUE M. ABOITIZ <i>Director</i>	₱3,710,000.00
EMMANUEL V. RUBIO <i>Director</i> <i>President and Chief Executive Officer</i>	₱3,370,000.00
JAIME JOSE Y. ABOITIZ <i>Director</i> <i>Executive Vice President and Chief Operating Officer</i>	₱3,650,000.00
DANEL C. ABOITIZ <i>Director</i> <i>Chief Commercial and Stakeholder Engagement Officer</i>	₱3,200,000.00
ROMEO L. BERNARDO <i>Lead Independent Director</i>	₱3,630,000.00
CARLOS C. EJERCITO <i>Independent Director</i>	₱4,200,000.00
ERIC RAMON O. RECTO <i>Independent Director</i>	₱4,610,000.00

Other Arrangements

Other than payment of the directors' per diem and monthly allowance as stated, there are no standard arrangements pursuant to which directors of the Company are compensated, or are to be compensated, directly or indirectly, for any services provided as a director.

Employment Contracts and Termination of Employment and Change-in-Control Arrangements

There is no compensatory plan or arrangement between AboitizPower and any executive officer in case of resignation or any other termination of employment or from a change in the management or control of AboitizPower.

Warrants and Options Outstanding

To date, AboitizPower has not granted any stock options to its directors or officers.

SECURITY OWNERSHIP OF CERTAIN BENEFICIAL OWNERS AND MANAGEMENT

Security Ownership of Certain Record and Beneficial Owners (of more than 5%) as of 16 December 2021

Title of Class of Shares	Name and Address of Record Owner, and Relationship with Issuer	Name of Beneficial Owner and Relationship with Record Owner	Citizenship	No. of Shares Held and Nature of Ownership (Record and/or Beneficial)	Percentage of Ownership
Common	1. Aboitiz Equity Ventures Inc. (AEV) 32 nd Street, Bonifacio Global City, Taguig City (Stockholder)	Aboitiz Equity Ventures Inc.	Filipino	3,816,843,011 (Record and Beneficial)	51.87%
Common	2. JERA Asia Private Limited 1 Raffles Places, #49-00 One Raffles 603-279-596 Place, Singapore 48616 (Stockholder)	JERA Asia Private Limited	Japanese	1,986,823,163.00 (Record and Beneficial)	27.00%
Common	3. PCD Nominee Corporation (Filipino)¹⁹ 29th Floor, BDO Equitable Tower, 8751 Paseo de Roxas, Makati, 1226 Metro Manila (m) (Stockholder)	PCD participants acting for themselves or for their customers ²⁰	Filipino	1,098,367,433 (Record)	14.93%

On 27 September 2021, Jera entered into Share Purchase Agreements with each of AEV and ACO, which subject to customary closing conditions, would result in Jera holding a total of 27% stake in AboitizPower. See the section entitled "Recent Developments" on page [●] of this Offer Supplement.

As of 16 December 2021, the following entities own five per centum (5%) or more of AEV:

Title of Class of Shares	Name and Address of Stockholder and Relationship with Issuer	Name of Beneficial Owner and Relationship with Record Owner	Citizenship	No. of Shares and Nature of Ownership (Record and/ or Beneficial)	Percentage of Ownership
Common	1. Aboitiz & Company, Inc. Aboitiz Corporate Center, Gov. Manuel A. Cuenco Avenue, Kasambagan, Cebu City (Stockholder)	Aboitiz & Company, Inc.	Filipino	2,735,600,915 (Record and Beneficial)	48.59%
Common	2. PCD Nominee Corporation (Filipino) 29th Floor, BDO Equitable Tower, 8751 Paseo de Roxas, Makati (Stockholder)	PCD participants acting for themselves or for their customers	Filipino	977,547,027 (Record)	17.36%
Common	3. Ramon Aboitiz Foundation, Inc.	Ramon Aboitiz Foundation, Inc.	Filipino	426,804,093	7.58%

¹⁹ PCD Nominee Corporation (Filipino and Foreign) is not related to the Company. The beneficial owners of the shares held through a PCD participant are the beneficial owners thereof to the extent of the number of shares registered under the respective accounts with the PCD participant.

²⁰ Each beneficial owner of shares, through a PCD participant, is the beneficial owner of such number of shares he owns in his account with the PCD participant.

Title of Class of Shares	Name and Address of Stockholder and Relationship with Issuer	Name of Beneficial Owner and Relationship with Record Owner	Citizenship	No. of Shares and Nature of Ownership (Record and/ or Beneficial)	Percentage of Ownership
	35 Lopez Jaena St., Cebu City (Stockholder)			(Record and Beneficial)	
Common	4. PCD Nominee Corporation (Foreign) 29th Floor, BDO Equitable Tower, 8751 Paseo de Roxas, Makati, 1226 Metro Manila (Stockholder)	PCD participants acting for themselves or for their customers	Non-Filipino	356,040,411 (Record)	6.22%

Security Ownership of Management as of 16 December 2021 (Record and Beneficial)

Title of Class of Shares	Name of Owner and Position	No. of Shares and Nature of Ownership (Direct and/or Indirect)	Citizenship	Percentage of Ownership
Common	Sabin M. Aboitiz Chairman of the Board	5,667,406 Direct	Filipino	0.08%
		15,280,079 Indirect		0.21%
Common	Luis Miguel O. Aboitiz Vice Chairman of the Board	11,167,081 Direct	Filipino	0.15%
		21,238,323 Indirect		0.29%
Common	Mikel A. Aboitiz Director	1 Direct	Filipino	0.00%
		27,844,759 Indirect		0.38%
Common	Emmanuel V. Rubio Director/President and Chief Executive Officer	89,130 Direct	Filipino	0.00%
		428,000 Indirect		0.01%
Common	Danel C. Aboitiz Director	4,081,636 Direct	Filipino	0.06%
		3,369,504 Indirect		0.05%
Common	Edwin R. Bautista Director	1,000 Direct	Filipino	0.00%
		0 Indirect		0.00%
Common	Raphael P.M. Lotilla Lead Independent Director	1,000 Direct	Filipino	0.00%
		0 Indirect		0.00%
Common	Carlos C. Ejercito Independent Director	1,000 Direct	Filipino	0.00%
		0 Indirect		0.00%
Common	Eric Ramon O. Recto Independent Director	1,000 Direct	Filipino	0.00%
		0 Indirect		0.00%
Common	Jaime Jose Y. Aboitiz Executive Vice President and Chief Operating Officer	5,367,397 Direct	Filipino	0.07%
		4,719,302 Indirect		0.06%
Common	Liza Luv T. Montelibano Senior Vice President/Chief Financial Officer/Corporate Information Officer	19,600 Direct	Filipino	0.00%
		0 Indirect		0.00%
Common	María Consolacion C. Mercado Compliance Officer	0 Direct	Filipino	0.00%
		0 Indirect		0.00%
Common	María Veronica C. So Group Treasurer	0 Direct	Filipino	0.00%
		0 Indirect		0.00%

Title of Class of Shares	Name of Owner and Position	No. of Shares and Nature of Ownership (Direct and/or Indirect)		Citizenship	Percentage of Ownership
Common	Manuel Alberto R. Colayco Corporate Secretary	0	Direct	Filipino	0.00%
		0	Indirect		0.00%
Common	Mailene M. de la Torre Assistant Corporate Secretary	0	Direct	Filipino	0.00%
		5,000	Indirect		0.00%
Common	Sammy Dave A. Santos Assistant Corporate Secretary	0	Direct	Filipino	0.00%
		0	Indirect		0.00%
Common	Mark Louie L. Gomez Data Privacy Officer and Assistant Vice President for Risk and Organizational Performance Management	0	Direct	Filipino	0.00%
		0	Indirect		0.00%
Common	Saturnino E. Nicanor, Jr Group Internal Audit Head	26,896	Direct	Filipino	0.00%
		0	Indirect		0.00%
	TOTAL	99,316,14			1.35%

Voting Trust Holders of Five Per Centum (5%) or More of Common Equity

No person holds under a voting trust or similar agreement more than five per centum (5%) of AboitizPower's common equity.

Changes in Control

There are no arrangements that may result in a change in control of AboitizPower during the period covered by this report.

CERTAIN RELATIONSHIPS AND RELATED TRANSACTIONS

AboitizPower and its Subsidiaries (the “Group”), in their regular conduct of business, have entered into related party transactions consisting of professional fees, advances, various guarantees, construction contracts, and rental fees. These are made on an arm’s length basis as of the time of the transactions.

AboitizPower (“Parent”) has provided support services to its Business Units, such as marketing, trading, billing and other technical services, necessary for the effective and efficient management and operations among and between the Subsidiaries and Associates.

The Group has existing Service Level Agreements (“SLAs”) with its parent company, AEV, for corporate center services, such as human resources, internal audit, legal, information technology, treasury and corporate finance, among others. These services are obtained from AEV to enable the Group to realize cost synergies and optimize expertise at the corporate center. AEV maintains a pool of highly qualified professionals with business expertise specific to the businesses of the Group. Transaction costs are always benchmarked on third party rates to ensure competitive pricing and consistency with prevailing industry standards. SLAs are in place to ensure quality of service.

Material and significant related party transactions are reviewed and approved by the Related Party Transactions Committee of the Board.

No other transactions, without proper disclosure, were undertaken by the Company in which any director or executive officer, any nominee for election as director, any beneficial owner (direct or indirect) or any member of his immediate family was involved or had a direct or indirect material interest. Other than what has been discussed in this Definitive Information Statement and the Company’s 2020 Annual Financial Statements, there are no other related party transactions entered into by the Company with related parties, including transactions with directors or self-dealings by the Company’s directors.

AboitizPower employees are required to promptly disclose any business and family-related transactions with the Company to ensure that potential conflicts of interest are brought to the attention of the management.

In 2020, AboitizPower updated the Related Parties Certification for Directors and Officers in compliance with the Bureau of Internal Revenue (BIR) Regulation No. 19-2020 on the reporting guidelines for the transactions of individuals and juridical entities with related parties. The RPT Committee continued to ensure that related party transactions are taken on an arm’s-length basis, within market rates, and with sufficient documentation. Lastly, the RPT Committee ensured that RPTs falling below the SEC-defined materiality threshold are coursed through the appropriate levels of review, reporting, and/or approval process.

For detailed discussion on related party transactions, please refer to Note 32 or page 98 of the Consolidated Financial Statements.

DESCRIPTION OF DEBT

This section discusses additional debt incurred after the date of the Prospectus. The following section is qualified in its entirety by, and should be read in conjunction with, the more detailed information found in the Prospectus.

As of the date of this Offer Supplement, AboitizPower has the following outstanding indebtedness since the date of the Prospectus:

AboitizPower ₱8 bn Fixed Rate Bonds due 2026

On 16 March 2021, AboitizPower issued the 2021 First Tranche Bonds, with an aggregate amount of ₱4 bn and an oversubscription option ₱4 bn which was fully exercised. The 2021 First Tranche Bonds have an interest rate of 3.8224% per annum and are maturing on 16 March 2026. Interest shall be paid quarterly in arrear on March 16, June 16, September 16, and December 16 of each year, commencing on June 16, 2021, until and including the maturity date. The 2021 First Tranche Bonds were issued in scripless form in minimum denominations of ₱50,000 each, and in multiples of ₱10,000 thereafter. The 2021 First Tranche Bonds earlier received the highest possible rating of “PRS Aaa” from the Philippine Rating Services Corporation and AboitizPower intends to list them with PDEX.

Remaining tranches of debt securities under AboitizPower’s shelf registration may be issued from time to time over the next three years following the date on which the Debt Securities Program is rendered effective, subject to market conditions and AboitizPower’s funding requirements.

AboitizPower appointed BDO Capital & Investment Corporation, BPI Capital Corporation, China Bank Capital Corporation and First Metro Investment Corporation as joint issue managers, joint lead underwriters, and joint bookrunners; and BDO - Unibank, Inc. – Trust and Investments Group as the Trustee. PDTC is the registrar and paying agent of the 2021 First Tranche Bonds.

The 2021 First Tranche Bonds constitute the direct, unconditional, unsecured and unsubordinated Peso denominated obligations of AboitizPower and shall rank *pari passu* and ratably without any preference or priority amongst themselves and at least *pari passu* in priority of payment with all other present and future unsecured and unsubordinated obligations of the Issuer, other than (i) obligations preferred by the law, (ii) any obligation incurred by AboitizPower pursuant to Section 4.1 (k) of the trust agreement for the 2021 First Tranche Bonds or as may be allowed therein, and (iii) other indebtedness or obligations disclosed by the Issuer to the trustee as of the relevant issue date.

Transfers of the 2021 First Tranche Bonds shall be coursed through PDTC as Registrar. Transfer and/or settlement of the 2021 First Tranche Bonds shall be performed in accordance with the PDTC rules and procedures to be set by the Issuer and registrar.

Under the terms of the 2021 First Tranche Bonds, AboitizPower is subject to certain negative covenants. See the section entitled “Material Contracts” on page [●] of the Offer Supplement.

AboitizPower ₱12 Billion Fixed Rate Bonds due 2025 and 2028

On 02 December 2021, AboitizPower issued the “2021 Second Tranche Bonds, with an aggregate amount of ₱6 bn and an oversubscription option ₱6 bn which was fully exercised. The 2021 Second Tranche Bonds is composed of series B bonds with an interest rate of 3.9992% per annum and are maturing on 02 December 2025 and series C bonds with an interest rate of 5.0283% per annum and are maturing on 02 December 2028. Interest shall be paid quarterly in arrear on March 2, June 2, September 2, and December 2 of each year, commencing on March 2, 2022, until and including the maturity date. The 2021 Second Tranche Bonds were issued in scripless form in minimum denominations of ₱50,000 each, and in multiples of ₱10,000 thereafter. The 2021 Second Tranche Bonds earlier received the highest possible rating of “PRS Aaa” from the Philippine Rating Services Corporation and AboitizPower intends to list them with PDEX.

Remaining tranches of debt securities under AboitizPower’s shelf registration may be issued from time to time

over the next three years following the date on which the Debt Securities Program is rendered effective, subject to market conditions and AboitizPower's funding requirements.

AboitizPower appointed BDO Capital & Investment Corporation, China Bank Capital Corporation, First Metro Investment Corporation, and SB Capital Investment Corporation as joint issue managers, joint lead underwriters, and joint bookrunners; and BDO - Unibank, Inc. – Trust and Investments Group as the trustee. PDTC is the registrar and paying agent of the 2021 Second Tranche Bonds.

The 2021 Second Tranche Bonds constitute the direct, unconditional, unsecured and unsubordinated Peso denominated obligations of AboitizPower and shall rank *pari passu* and ratably without any preference or priority amongst themselves and at least *pari passu* in priority of payment with all other present and future unsecured and unsubordinated obligations of the Issuer, other than (i) obligations preferred by the law, (ii) any obligation incurred by AboitizPower pursuant to Section 5.2 (a) of the trust agreement for the 2021 Second Tranche Bonds or as may be allowed therein, and (iii) other indebtedness or obligations disclosed by the Issuer to the trustee as of the relevant issue date.

Transfers of the 2021 Second Tranche Bonds shall be coursed through PDTC as registrar. Transfer and/or settlement of the 2021 Second Tranche Bonds shall be performed in accordance with the PDTC rules and procedures to be set by the Issuer and registrar.

Under the terms of the 2021 Second Tranche Bonds, AboitizPower is subject to certain negative covenants. See the section entitled "*Material Contracts*" on page [●] of the Offer Supplement.

1. Encumbrances - AboitizPower shall not permit any indebtedness to be secured by or to benefit from any lien, in favor of any creditor or class of creditors on, or in respect of, any present or future assets or revenues of the Issuer or the right of the Issuer to receive income; *Provided*, however that this shall not prohibit the following:
 - (i) any lien over any asset to secure: (x) payment of the purchase price or cost of leasehold rights of such asset; or (y) the payment of the cost and expenses for the development of such asset pursuant to any development made or being made by the Issuer in the ordinary course of business; or (z) the payment of any indebtedness in respect of borrowed money (including extensions and renewals thereof and replacements therefor) incurred for the purpose of financing the purchase, lease or development of such asset;
 - (ii) liens or charges for current taxes, assessments, or other governmental charges which are not delinquent or remain payable, without any penalty, or the validity of which is contested in good faith by appropriate proceedings, and adequate reserves have been provided for payment thereof;
 - (iii) any Lien to secure, in the normal course of the business of the Issuer or its affiliates: (x) statutory or regulatory obligations; or (y) performance of bids, tenders, contracts (other than for the repayment of borrowed money) or leases;
 - (iv) any lien to secure, in relation to a pending judicial, administrative, or arbitral proceeding, the Issuer or its affiliates' (x) surety or appeal bonds; or (y) bonds for release of attachment, stay of execution or injunction
 - (v) any lien constituted for the purpose of guaranteeing an affiliate's obligation in connection with any contract or agreement that has been assigned to such affiliate by the Issuer;
 - (vi) any lien constituted for the purpose of guaranteeing an obligation in connection with any contract or agreement of sale of any asset by the Issuer, provided that the Lien is removed or discharged within twelve (12) months of the date of the sale of the asset;
 - (vii) any lien created over (x) deposits made by the Issuer with the proceeds of any loan facility made to it by any bank or financial institution denominated in a currency other than Philippine Pesos ("foreign currency"); or (y) financial instruments denominated in foreign

currency owned by the Issuer, in each case solely for the purposes of raising an equivalent amount of indebtedness in any currency;

- (viii) any lien on the properties and assets of the Issuer: (x) imposed by Applicable Law, such as carriers' liens, warehousemen's liens, mechanics' liens, unpaid vendors' liens, and other similar liens arising in the ordinary course of business; (y) arising out of pledges or deposits under workmen's compensation laws, unemployment insurance, old age pensions, or other social security or retirement benefits or similar legislation, or retirement benefit plans of the Issuer; or (z) arising out of the set-off provision on other agreements of the Issuer relating to indebtedness;
- (ix) any lien in favor of banks, insurance companies, other financial institutions, and Philippine government agencies, departments, authorities, corporations of other juridical entities which secure a preferential financing obtained by the Issuer under a governmental program and the aggregate principal amount of such preferential financing does not exceed thirty-five percent (35%) of the Issuer's total assets;
- (x) any lien over its cash deposits, short-term cash investments, and marketable investment securities in favor of banks and other financial institutions, which secure (i) any borrowed money in connection with a treasury transaction in the ordinary course of business of Issuer, provided that the aggregate amount of security does not at any time exceed United States Dollars: Forty Million (US\$40,000,000.00) or its equivalent; and/or (ii) standby letters of credit to be used to guarantee additional equity infusions by the Issuer in its subsidiaries or affiliates and/or used in the ordinary course of business of Issuer, its subsidiaries and/or affiliates;
- (xi) other liens: (x) created solely by operation of law; and (y) on such other assets, whether constituted before or after the relevant issue date, as may be disclosed in writing by the Issuer to the trustee on or before the execution of the trust agreement; and
- (xii) any lien constituted over the investment of the Issuer in any of its affiliate, and whether such investment is in the form of shares, deposits or advances to guarantee or secure the obligations of the said affiliates;

Provided that for purposes of "affiliate" as used in Section 5.2 (a) (iii), (iv), (v), and (xii) of the trust agreement, it shall refer to any Person in which AboitizPower has an investment, whether direct or indirect, in.

2. Declaration and Payment of Cash Dividends/Issuance of Share. AboitizPower shall not declare or pay any dividends to its stockholders (other than dividends payable solely in shares of its capital stock and cash dividends due on its then-outstanding preferred shares) or retain, retire, purchase or otherwise acquire any class of its capital stock, or make any other capital or other asset distribution to its stockholders, unless all payments due under the 2021 Second Tranche Bonds are current and updated; and
3. Maintenance of Financial Ratios. Under the 2021 Second Tranche Bonds, AboitizPower is not required to maintain any financial ratios. However, the Issuer shall not incur any loan obligation with a maturity of more than one (1) year, if on the transaction date, after giving effect to the incurrence of such loan obligation and any other such cumulative obligations, but not giving any effect to the receipt or application of proceeds therefrom, the net debt to consolidated equity ratio, in respect of the relevant period immediately preceding the transaction date, will exceed 3:1.

INDEPENDENT AUDITORS AND COUNSEL

LEGAL MATTERS

All legal opinions/matters in connection with the issuance of the Third Tranche Bonds will be passed upon by the Legal Management Services of AEV, the parent company of the Company, and Romulo Mabanta Buenaventura Sayoc & de los Angeles (“Romulo”) for the Company; and Picazo Buyco Tan Fider & Santos (“Picazo”), for the Joint Bookrunners and Joint Lead Underwriters. Neither Romulo nor Picazo have any direct interest in the Company.

Romulo and Picazo may from time to time be engaged to advise in the transactions of the Company and perform legal services on the basis that Romulo and Picazo provide such services to its other clients.

INDEPENDENT AUDITORS

The consolidated financial statements of the Company as at 31 December 2020 and 2019 and for each of the three years in the period ended 31 December 2020 have been audited by SyCip Gorres Velayo & Co., a member firm of Ernst & Young, independent auditors, in accordance with Philippine Standards on Auditing as set forth in their report thereon appearing elsewhere in this Offer Supplement.

The partner-in-charge is Maria Veronica Andresa R. Pore.

EXTERNAL AUDIT FEES AND NON-AUDIT RELATED SERVICES

The following table sets out the aggregate fees billed for each of the last two (2) fiscal years for the professional services rendered by the Company’s external auditors:

Fee Type	Year ended 31 December 2020	Year ended 31 December 2019
Audit Fees		
Audit Fees	₱502,000.00	₱500,000.00
Audit Related Fees – Bond issuance	8,200,000.00	6,600,000.00
Total	8,702,000.00	7,100,000.00
Non-Audit Fees		
Financial and Tax Due Diligence Fees	–	4,000,000.00
Total	–	4,000,000.00
Total Audit and Non-Audit Fees	₱8,702,000.00	₱11,100,000.00

AboitizPower engaged SGV to audit its 2020 and 2019 annual financial statements. SGV was also engaged to conduct post reviews and other procedures for the purpose of issuing a comfort letter in connection with the issuance of the ₱9.6 bn bonds in 2020 and ₱7.3 bn bonds in 2019. In 2019, the Company also engaged SGV to provide financial and tax due diligence in relation to the Company's participation in biddings, acquisitions, and other projects.

As a policy, the Board Audit Committee makes recommendations to the Board of Directors concerning the choice of external auditor and pre-approves audit plans, scope, and frequency before the audit is conducted.

Audit services of SGV for 2020 and 2019 were pre-approved by the Board Audit Committee. The Board Audit Committee also reviewed the extent and nature of these services to ensure that the independence of the external auditors was preserved. SGV does not have any direct or indirect interest in the Company.

CHANGES IN AND DISAGREEMENTS WITH ACCOUNTANTS ON ACCOUNTING AND FINANCIAL DISCLOSURE

The Company has engaged the services of SGV during the two most recent fiscal years. There are no disagreements with SGV on accounting and financial disclosure.

BOARD AUDIT COMMITTEE

The primary purpose of the Audit Committee is to assist the full Board in fulfilling its responsibility to the public, governmental and/or regulatory bodies in:

- (a) Ensuring the integrity of the Company's financial reporting processes, including ensuring the integrity of financial reports and other financial information provided by the Company to the public, governmental and/or regulatory bodies;
- (b) Ensuring excellence in the Company's control performance by having an adequate and effective internal control system, governance and risk management processes and reviewing the performance of the Company's internal audit function;
- (c) Reviewing the annual independent audit of the Company's financial statements and the external auditors qualifications and independence;
- (d) Ensuring compliance with applicable laws and regulations which may represent material financial exposure to the Company; and
- (e) Providing an avenue of communication among the Company's independent auditors, the management, the internal audit department and the Company.

The Committee in fulfilling its purpose, will establish a constructive and collaborative relationship with the Company's senior leadership especially the Company CEO, COO, CFO and the heads of the different departments.

The chairperson of the Board Audit Committee is Mr. Carlos C. Ejercito. The members are Raphael P.M. Lotilla, Eric Ramon O. Recto, Danel C. Aboitiz and Luis Miguel O. Aboitiz.

As part of this process, SyCip Gorres Velayo & Co. reports to the Board Audit Committee. The Board Audit Committee is required to ensure that corporate accounting and reporting practices of the Company are in accordance with all legal requirements and are of the highest quality.

TAXATION

The statements herein regarding taxation are based on the laws in force as of the date of this Offer Supplement and are subject to any changes in law occurring after such date, which changes could be made on a retroactive basis. The following summary does not purport to be a comprehensive description of all of the tax considerations that may be relevant to a decision to purchase, own or dispose of the Third Tranche Bonds and does not purport to deal with the tax consequences applicable to all categories of investors, some of which (such as dealers in securities or commodities) may be subject to special rules. Prospective purchasers of the Third Tranche Bonds are advised to consult their own tax advisers concerning the overall tax consequences of their ownership of the Third Tranche Bonds.

As used in this section, the term “resident” alien” refers to an individual whose residence is within the Philippines and who is not a citizen thereof. On the other hand, a “non-resident alien” means an individual whose residence is not within the Philippines and who is not a citizen of the Philippines. A non-resident alien who is actually within the Philippines for an aggregate period of more than 180 days during any calendar year is considered a “non-resident alien engaged in trade or business in the Philippines”; however, a non-resident alien who is actually within the Philippines for an aggregate period of 180 days or less during any calendar year may be considered a “non-resident alien not engaged in trade or business within the Philippines”. A “domestic corporation” is created or organized under the laws of the Philippines while a “resident foreign corporation” is a foreign corporation engaged in trade or business in the Philippines. A “non-resident foreign corporation” is a foreign corporation not engaged in trade or business within the Philippines.

TAXATION OF INTEREST

The Tax Code provides that interest-bearing obligations of Philippine residents are Philippine sourced income subject to Philippine income tax. Interest income derived by Philippine citizens and resident alien individuals from the Third Tranche Bonds is thus subject to income tax, which is withheld at source, at the rate of 20% based on the gross amount of interest. Generally, interest on the Third Tranche Bonds received by non-resident aliens engaged in trade or business in the Philippines is subject to a 20% final withholding tax while that received by non-resident aliens not engaged in trade or business is subject to a final withholding tax rate of 25%. Interest income received by domestic corporations and resident foreign corporations from the Third Tranche Bonds is subject to a final withholding tax rate of 20%. Interest income received by non-resident foreign corporations from the Third Tranche Bonds is subject to a 25% final withholding tax.

The foregoing rates are subject to further reduction by any applicable tax treaties in force between the Philippines and the country of residence of the non-resident owner. Most tax treaties to which the Philippines is a party generally provide for a reduced tax rate of 15% in cases where the interest which arises in the Philippines is paid to a resident of the other contracting state. However, most tax treaties also provide that reduced withholding tax rates shall not apply if the recipient of the interest who is a resident of the other contracting state, carries on business in the Philippines through a permanent establishment and the holding of the relevant interest-bearing instrument is effectively connected with such permanent establishment.

TAX-EXEMPT STATUS OR ENTITLEMENT TO PREFERENTIAL TAX RATE

Bondholders who are exempt from or are not subject to final withholding tax on interest income or entitled to be taxed at a preferential rate may claim such exemption or avail of such preferential rate by submitting the necessary documents. Said Bondholder shall submit the following requirements:

1. Proof of Tax Exemption or Entitlement to Preferential Tax Rates
 - i. For (a) tax-exempt corporations and associations under Section 30 of the Tax Code (except non-stock, non-profit educational institutions under Section 30(H) of the Tax Code); (b) cooperatives duly registered with the Cooperative Development Authority; and (c) BIR-approved pension fund and retirement plan – certified true copy of valid, current and subsisting tax exemption certificate, ruling or opinion issued by the BIR. For this purpose, a tax exemption certificate or ruling shall be deemed “valid, current and subsisting” if it

has not been more than 3 years since the date of issuance thereof, and has not been revoked, amended or modified;

- ii. For Tax-Exempt Personal Equity Retirement Account established pursuant to PERA Act of 2008 – certified true copy of the Bondholder’s current, valid and subsisting Certificate of Accreditation as PERA Administrator (BIR Form No. 2336);
- iii. For all other tax-exempt entities (including, but not limited to, (a) non-stock, non-profit educational institutions; (b) GOCC; and (c) foreign governments, financing institutions owned, controlled or enjoying refinancing from foreign governments, and international or regional financial institutions established by foreign governments) – certified true copy of tax exemption certificate, ruling or opinion issued by the BIR expressly stating that their income is exempt from income tax and, consequently, withholding tax; and
- iv. For entities claiming tax treaty relief – original or certified true copies of the following documents:

General requirements:

- A. Original Tax Residency Certificate (TRC) duly issued by the tax authority of the foreign country in which the Bondholder is a resident;
- B. Original and duly notarized Special Power of Attorney (SPA) issued by the Bondholder to the Issuer, expressly stating the Issuer’s authority to sign the Application Form for Treaty Purposes (BIR Form No. 0901-I) and to file a request for confirmation with the BIR on behalf of the Bondholder;

Additional requirements for legal persons and arrangements, and individuals:

- C. Authenticated copy of the Bondholder’s Articles/Memorandum of Incorporation/Association, Trust Agreement, or equivalent document confirming its establishment or incorporation, with an English translation thereof if in foreign language;
- D. For legal persons and arrangements – original Certificate of Non-Registration or certified true copy of License to Do Business in the Philippines duly issued by the Securities and Exchange Commission (SEC) to the Bondholder;
- E. For individuals – original Certificate of Business Registration/Presence duly issued by the Department of Trade and Industry (DTI) to the Bondholder;

Additional requirements for entities:

- F. Certified true copy of the law of the foreign country showing that tax is imposed on the owners or beneficiaries of the Bondholder;
- G. List of owners/beneficiaries of the Bondholder;
- H. Proof of ownership of the Bondholder; and
- I. TRC duly issued by the concerned foreign tax authority to the owners or beneficiaries of the Bondholder.

All documents executed in a foreign country must either be authenticated by the Philippine Embassy stationed therein or apostilled if the said foreign country is a signatory to the Convention Abolishing the Requirement of Legalisation for Foreign Public Documents (HCCH 1961 Apostille Convention) in order to be acceptable to the Issuer.

In addition, for subsequent interests due and subject to the requirements of new or amendatory regulations, the Bondholder shall submit to the Issuer an updated Application Form, a new TRC (if the validity period of the previously submitted TRC has already lapsed), and other relevant documents no later than the last day of the first month of the year when such subsequent interest payment/s shall fall due.

2. A duly notarized declaration (in the prescribed form) warranting that the Bondholder's tax-exemption certificate or ruling has not been revoked or cancelled and that there are no material changes in character, purpose, or method of operation of the Bondholder which are inconsistent with the basis of its income tax exemption, or warranting the Bondholder's entitlement to preferential treaty rates, and undertaking to immediately notify the Issuer, the Registrar, and the Paying Agent of any suspension or revocation of its tax exemption or treaty privileges and agreeing to indemnify and hold the Issuer, the Registrar, and the Paying Agent free and harmless against any claims, actions, suits, and liabilities arising from the non-withholding or reduced withholding of the required tax; and
3. Such other documentary requirements as may be reasonably required by the Issuer or the Registrar and Paying Agent, or as may be required under applicable regulations of the relevant taxing or other authorities.

Failure to submit any of the documents provided under (1), (2) and (3) above, as may be applicable, will result in the application of the normal income tax rate provided under the Tax Code.

The foregoing notwithstanding, the Issuer, the Registrar and the Paying Agent shall have the exclusive discretion to decide whether the documents submitted are sufficient for purposes of applying the exemption or the reduced rate being claimed by the Bondholder on the interest payments to such Bondholder; provided further that, all sums payable by the Issuer to tax-exempt entities shall be paid in full without deductions for taxes, duties, assessments, or government charges, subject to the submission by the Bondholder claiming the benefit of any exemption of the required documents and of additional reasonable evidence of such tax-exempt status to the Registrar.

The foregoing requirements shall be submitted, (i) in respect of an initial issuance of Third Tranche Bonds, to the Joint Issue Managers, Joint Lead Underwriter, and Joint Bookrunners or Selling Agents who shall then forward the same with the Application to Purchase to the Registrar; or (ii) in respect of a transfer from a Bondholder to a purchaser, to the Registrar within three days from settlement date.

VALUE-ADDED TAX

Gross receipts derived by dealers in securities from the sale of the Third Tranche Bonds in the Philippines equivalent to the gross selling price less acquisition cost of the Third Tranche Bonds sold, shall be subject to a 12% value-added tax. "Dealer in securities" means a merchant of stock or securities, whether an individual partnership or corporation, with an established place of business, regularly engaged in the purchase of securities and their resale to customers, that is, one who as a merchant buys securities and sells them to customers with a view to the gains and profits that may be derived therefrom.

GROSS RECEIPTS TAX

Banks and non-bank financial intermediaries performing quasi-banking functions are subject to gross receipts tax on gross receipts derived from sources within the Philippines in accordance with the following schedule:

On interest, commissions and discounts from lending activities as well as income from financial leasing, on the basis of remaining maturities of instruments from which such receipts are derived:

- Maturity period is five years or less: 5%
- Maturity period is more than five years: 1%

Non-bank financial intermediaries not performing quasi-banking functions doing business in the Philippines are likewise subject to gross receipts tax. Gross receipts of such entities derived from sources within the Philippines from interests, commissions and discounts from lending activities are taxed in accordance with the following schedule based on the remaining maturities of the instruments from which such receipts are derived:

- Maturity period is five years or less: 5%

Maturity period is more than five years: 1%

In case the maturity period of the instruments held by banks, non-bank financial intermediaries performing quasi-banking functions and non-bank financial intermediaries not performing quasi-banking functions is shortened through pre-termination, then the maturity period shall be reckoned to end as of the date of pre-termination for purposes of classifying the transaction and the correct rate shall be applied accordingly.

Net trading gains realized within the taxable year on the sale or disposition of the Third Tranche Bonds by banks and nonbank financial intermediaries performing quasi-banking functions shall be taxed at 7%.

DOCUMENTARY STAMP TAX

A documentary stamp tax is imposed upon the issuance of debt instruments issued by Philippine companies, such as the Third Tranche Bonds, at the rate of ₱1.50 for each ₱200, or fractional part thereof, of the issue price of such debt instruments; provided that, for debt instruments with terms of less than one year, the documentary stamp tax to be collected shall be of a proportional amount in accordance with the ratio of its term in number of days to 365 days.

The documentary stamp tax is collectible wherever the document is made, signed, issued, accepted, or transferred, when the obligation or right arises from Philippine sources, or the property is situated in the Philippines. Any applicable documentary stamp taxes on the original issue shall be paid by the Issuer for its own account.

TAXATION ON SALE OR OTHER DISPOSITION OF THE THIRD TRANCHE BONDS

Income Tax

Ordinary asset – The gain is included in the computation of taxable income, which is subject to the following graduated tax rates for Philippine citizens or resident foreign individuals, or non-resident alien engaged in trade or business in the Philippines effective 01 January 2018 until 31 December 2022:

Not over ₱250,000	0%
Over ₱250,000 but not over ₱400,000	20% of the excess over ₱250,000
Over ₱400,000 but not over ₱800,000	₱30,000 + 25% of the excess over ₱400,000
Over ₱800,000 but not over ₱2,000,000	₱130,000 + 30% of the excess over ₱800,000
Over ₱2,000,000 but not over ₱8,000,000	₱490,000 + 32% of the excess over ₱2,000,000
Over ₱8,000,000	₱2,410,000 + 35% of the excess over ₱8,000,000

and effective 01 January 2023 and onwards:

Not over ₱250,000	0%
Over ₱250,000 but not over ₱400,000	15% of the excess over ₱250,000
Over ₱400,000 but not over ₱800,000	₱22,500 + 20% of the excess over ₱400,000
Over ₱800,000 but not over ₱2,000,000	₱102,500 + 25% of the excess over ₱800,000

Over ₱2,000,000 but not over ₱8,000,000	₱402,500 + 30% of the excess over ₱2,000,000
Over ₱8,000,000	₱2,202,500 + 35% of the excess over ₱8,000,000

For non-resident alien not engaged in trade or business, the gain shall be subject to the 25% final withholding tax.

Capital asset – Gains shall be subject to the same rates of income tax as if the Bonds were held as ordinary assets, except that if the gain is realized by an individual who held the Bonds for a period of more than twelve (12) months prior to the sale, only 50% of gain will be recognized and included in the computation of taxable income. If the Bonds were held by an individual for a period of twelve (12) months or less, 100% of gain is included.

Gains derived by domestic or resident foreign corporations on the sale or other disposition of the Bonds are subject to a 25% income tax. Gross income derived by non-resident foreign corporations on the sale or other disposition of the Bonds is subject to a 25% income tax unless a preferential rate is allowed under a tax treaty subject to such other documentary requirements as may be reasonably required under the applicable regulations of the relevant taxing or other authorities for purposes of claiming tax treaty relief.

Any gains realized by non-residents on the sale of the Bonds may be exempt from Philippine income tax under an applicable tax treaty subject to such other documentary requirements as may be reasonably required under the applicable regulations of the relevant taxing or other authorities for purposes of claiming tax treaty relief.

Any gains realized from the sale, exchange or retirement of bonds, debentures and other certificates of indebtedness with a maturity of more than five (5) years are not subject to income tax.

Estate and Donor's Tax

The transfer by a deceased person, whether a Philippine resident or a non-Philippine resident, to his heirs of the Third Tranche Bonds shall be subject to an estate tax which is levied on the net estate of the deceased at 6%. For transfers through donation, a Bondholder shall be subject to donor's tax of 6% computed on the basis of the total gifts in excess of ₱250,000.00 exempt gift.

The estate or donor's taxes payable in the Philippines may be credited with the amount of any estate or donor's taxes imposed by the authority of a foreign country, subject to limitations on the amount to be credited, and the tax status of the donor.

The estate tax and the donor's tax, in respect of the Third Tranche Bonds, shall not be collected (a) if the deceased, at the time of death, or the donor, at the time of the donation, was a citizen and resident of a foreign country which, at the time of his death or donation, did not impose a transfer tax of any character in respect of intangible personal property of citizens of the Philippines not residing in that foreign country; or (b) if the laws of the foreign country of which the deceased or donor was a citizen and resident, at the time of his death or donation, allows a similar exemption from transfer or death taxes of every character or description in respect of intangible personal property owned by citizens of the Philippines not residing in the foreign country.

In case the Third Tranche Bonds are transferred for less than an adequate and full consideration in money or money's worth, the amount by which the fair market value of the Third Tranche Bonds exceeded the value of the consideration may be deemed a gift and may be subject to donor's taxes unless it can be proven that the transfer of property is made in the ordinary course of business (*i.e.*, a transaction which is *bona fide*, at arm's length, and free from any donative intent), in which case, it will be considered as made for an adequate and full consideration in money.

Documentary Stamp Tax

No documentary stamp tax is imposed on the subsequent sale or disposition of the Third Tranche Bonds, trading the Third Tranche Bonds in a secondary market or through an exchange, provided that such sale or disposition

does not constitute a renewal or extension of maturity of the Third Tranche Bonds or carried with it a renewal or issuance of new instruments in the name of the transferee to replace the old ones. However, if the transfer constitutes a renewal or extension of the maturity of the Third Tranche Bonds, documentary stamp tax is payable anew.

REGULATORY FRAMEWORK

For a further discussion of the laws and regulations applicable to the Issuer, please refer to pages 247 to 264 of the Prospectus.

FINANCIAL AND OTHER INFORMATION

1. Unaudited Interim Financial Statements for the period ended 30 September 2021, Annex A
2. Audited Financial Statements for the fiscal year ended 31 December 2020, Annex B



November 12, 2021

via electronic mail

SECURITIES AND EXCHANGE COMMISSION

Secretariat Building, PICC Complex,
Roxas Boulevard, Pasay City, 1307

ATTENTION : **DIR. VICENTE GRACIANO P. FELIZMENIO JR.**
Markets and Securities Regulation Department

via PSE EDGE

PHILIPPINE STOCK EXCHANGE, INC.

PSE Tower, 28th Street, cor. 5th Avenue
Bonifacio Global City, Taguig City

ATTENTION : **MS. JANET A. ENCARNACION**
Head, Disclosure Department

via electronic mail

PHILIPPINE DEALING & EXCHANGE CORP.

Market Regulatory Services Group
29th Floor BDO Equitable Tower
8751 Paseo de Roxas, Makati City 1226

ATTENTION : **ATTY. MARIE ROSE M. MAGALLEN-LIRIO**
Head – Issuer Compliance and Disclosure Department

Gentlemen:

Please see enclosed SEC Form 17-Q (3rd Quarterly Report 2021) of Aboitiz Power Corporation.

Kindly acknowledge receipt hereof.

Thank you.

Very truly yours,

ABOITIZ POWER CORPORATION

By:

A handwritten signature in blue ink, appearing to read "Manuel Alberto R. Colayco", written over a blue circular stamp.

MANUEL ALBERTO R. COLAYCO
Corporate Secretary^{FCA}

COVER SHEET

C 1 9 9 8 0 0 1 3 4

S.E.C. Registration Number

A B O I T I Z P O W E R C O R P O R A T I O N

(Company's Full Name)

3 2 N D S T R E E T , B O N I F A C I O G L O B A L

C I T Y , T A G U I G C I T Y , M E T R O M A N I L A

P H I L I P P I N E S

(Business Address: No. Street City / Town / Province)

MANUEL ALBERTO R. COLAYCO

Contact Person

(02) 8-886-2338

Company Telephone Number

1 2 3 1

Month Day
Fiscal Year

3rd Quarterly Report 2021

1 7 - Q

FORM TYPE

4th Monday of April

0 4 2 6

Month Day
Annual Meeting

Secondary License Type, if Applicable

S E C

Dept. Requiring this Doc

Amended Articles Number/Section

Total No. of Stockholders

x

Domestic

Foreign

To be accomplished by SEC Personnel concerned

File Number

LCU

Document I.D.

Cashier

STAMPS

Remarks = pls. Use black ink for scanning purposes

SECURITIES AND EXCHANGE COMMISSION

SEC FORM 17-Q

QUARTERLY REPORT PURSUANT TO SECTION 17 OF THE SECURITIES
REGULATION CODE AND SRC RULE 17(2)(b) THEREUNDER

1. For the quarterly period ended **September 30, 2021**
2. Commission identification number **C199800134** 3. BIR Tax Identification No. **200-652-460-000**

4. Exact name of issuer as specified in its charter

ABOITIZ POWER CORPORATION

5. Province, country or other jurisdiction of incorporation or organization

Philippines

6. Industry Classification Code: (SEC Use Only)

7. Address of issuer's principal office Postal Code

32nd Street, Bonifacio Global City, Taguig City, Metro Manila, Philippines **1634**

8. Issuer's telephone number, including area code

(02) 8 886-2800

9. Former name, former address and former fiscal year, if changed since last report

N/A

10. Securities registered pursuant to Sections 8 and 12 of the Code, or Sections 4 and 8 of the RSA

Title of Each Class	Number of Shares of Common Stock Outstanding and Amount of Debt Outstanding (as of September 30, 2021)
Common Stock ₱1 Par Value	7,358,604,307
Amount of Debt Outstanding	₱213,904,836,000.00

11. Are any or all of the securities listed on a Stock Exchange?

Yes No

If yes, state the name of such Stock Exchange and the class/es of securities listed therein:

Philippine Stock Exchange

Common

12. Indicate by check mark whether the registrant:

- (a) has filed all reports required to be filed by Section 17 of the Code and SRC Rule 17 thereunder or Sections 11 of the RSA and RSA Rule 11(a)-1 thereunder, and Sections 26 and 141 of the Corporation Code of the Philippines, during the preceding twelve (12) months (or for such shorter period the registrant was required to file such reports)

Yes No

- (b) has been subject to such filing requirements for the past ninety (90) days.

Yes No

PART I--FINANCIAL INFORMATION

Item 1. Financial Statements.

Please refer to the financial statements and schedules attached herewith.

Item 2. Management's Discussion and Analysis of Financial Condition and Results of Operations.

MANAGEMENT DISCUSSION AND ANALYSIS OF FINANCIAL CONDITION AND RESULTS OF OPERATIONS

The following discussion and analysis of Aboitiz Power Corporation's (AboitizPower, Parent, or the "Company") consolidated financial condition and results of operations should be read in conjunction with the consolidated financial statements and accompanying schedules and disclosures set forth elsewhere in this report.

Top Five Key Performance Indicators

Management uses the following indicators to evaluate the performance of the Company and its subsidiaries (the Company and its subsidiaries are hereinafter collectively referred to as the "Group"):

- 1. Share in Net Earnings of Associates and Joint Ventures.** This represents the Group's share in the undistributed earnings or losses of its investees for each reporting period subsequent to the acquisition of said investment, net of goodwill impairment cost, if any. It also indicates the profitability of the investment and investees' contribution to the Group's net income.

Goodwill is the difference between the purchase price of an investment and the investor's share in the value of the net identifiable assets of the investee at the date of acquisition.

Manner of Computation:

Investee's Net Income (Loss) x Investor's % ownership - Goodwill Impairment Cost

- 2. Earnings before Interest, Taxes, Depreciation, and Amortization (EBITDA).** The Company computes EBITDA as earnings before extraordinary items, net finance expense, income tax provision, depreciation, and amortization. It provides management and investors with a tool for determining the ability of the Group to generate cash from operations to cover financial charges and income taxes. It is also a measure to evaluate the Group's ability to service its debts.
- 3. Cash Flow Generated.** Using the Consolidated Statement of Cash Flows, management determines the sources and usage of funds for the period and analyzes how the Group manages its profit and uses its internal and external sources of capital. This aids management in identifying the impact on cash flow when the Group's activities are in a state of growth or decline, and in evaluating management's efforts to control the impact.

4. **Current Ratio.** Current Ratio is a measurement of liquidity, calculated by dividing total current assets by total current liabilities. It is an indicator of the Group's short-term debt-paying ability. The higher the ratio, the more liquid the Group.
5. **Debt-to-Equity Ratio.** Debt-to-Equity Ratio indicates how leveraged the Group is. It compares assets provided by creditors to assets provided by shareholders. It is determined by dividing total liabilities by stockholders' equity.

Nine-Month Period Ended September 30, 2021 versus Nine-Month Period Ended September 30, 2020

The table below shows the comparative figures of the key performance indicators for nine -month period 2021 and 2020 and as of December 31, 2020:

Key Performance Indicators	September 30, 2021	September 30, 2020	December 31, 2020
	(INTERIM)		
<i>Amounts in thousands of ₱s, except for financial ratios</i>			
SHARE IN NET EARNINGS OF ASSOCIATES AND JOINT VENTURES	7,111,247	1,709,968	2,675,136
EBITDA	38,256,595	31,058,459	44,687,315
CASH FLOW GENERATED:			
Net cash flows from operating activities	27,909,371	24,203,101	31,781,669
Net cash flows used in investing activities	4,540,240	(5,414,857)	(4,526,973)
Net cash flows used in financing activities	(38,827,057)	(18,418,649)	(25,914,010)
Net (Decrease)/Increase in Cash & Cash Equivalents	(6,377,446)	369,595	1,340,686
Cash & Cash Equivalents, Beginning	38,699,545	37,433,929	37,433,929
Cash & Cash Equivalents, End	32,601,066	38,039,586	38,699,545
CURRENT RATIO	1.28		1.38
DEBT-TO-EQUITY RATIO	1.63		1.96

- Share in net earnings in associates and joint ventures for the first nine months of 2021 increased by 316% compared to the first nine months of 2020. The increase was mainly due to higher water inflows of SN AboitizPower-Magat (SN AboitizPower-Magat, Inc.) and SN AboitizPower-Benguet (SN AboitizPower-Benguet, Inc.) and the receipt of liquidated damages for the delay in the construction of the power plant of GNPowder Dinginin Ltd. Co. (GNPD or "GNPower Dinginin").
- EBITDA for the first nine months of 2021 increased by 23%. This was primarily due to commissioning revenue from GNPowder Dinginin Unit 1, higher water inflow, higher availability of the Therma Luzon, Inc. (TLI), Therma South, Inc. (TSI) and Therma Visayas, Inc. (TVI) facilities, and higher Wholesale Electricity Spot Market (WESM) dispatch in compliance with the must-offer rule.
- For the first nine months ended 2021, cash and cash equivalents decreased by ₱6.10 billion (bn). This was mainly due to principal payments made on existing loans which was partly offset by Company's retail bond issuance in March 2021 and the issuance of fixed-rate notes in July 2021.
- Current Ratio as of September 30, 2021 was at 1.28x as compared to 1.38x as of December 31, 2020. The decline was primarily due to the Company loan that was reclassified from non-current to current during 2021. Cash also reduced due to the prepayment of long-term loans.
- Debt-to-Equity Ratio as of September 30, 2021 was at 1.63x, lower than the 1.96x recorded at the end of 2020.

Results of Operations

Net income for the first nine months of 2021 of ₱15.69 bn, was 124% higher than the ₱7.01 bn reported in 2020. This translated to earnings per share of ₱2.13 for the period. The Company recognized non-recurring losses of ₱36 million (mn) during the relevant period, compared to the non-recurring gains of ₱528 mn during the same period, due to net foreign exchange gains on the revaluation of dollar denominated liabilities. Without these one-off losses, the Company's core net income for the first three quarters of 2021 was ₱15.7 bn, 143% higher than the ₱6.5 bn recorded during the same period last year. This was primarily due to commissioning revenue from GNPD Unit 1, higher water inflow for AboitizPower's hydro plants, higher availability of the TLI, TSI and TVI facilities, and higher WESM dispatch in compliance with the must offer rule. In addition, GNPD also received liquidated damages for the delay in the construction of GNPD Unit 1, and the final payments for business interruption claims resulting from GNPower Mariveles Energy Center Ltd. Co. (GMEC) and AP Renewables Inc. (APRI) outages from previous years were also received.

Power Generation and Retail Electricity Supply (RES)

AboitizPower's generation and retail supply business recorded EBITDA of ₱32.3 bn during the first three quarters of 2021, 27% higher than the ₱25.5 bn recorded during the corresponding period last year. As discussed above, this was due to commissioning revenue from GNPD Unit 1, higher water inflow, higher availability of TLI, TSI and TVI facilities, and higher WESM dispatch in compliance with the must offer rule. This was partially offset by the lower margins from the GMEC outage. Capacity sold for the first three quarters of 2021 increased by 8% to 3,663 megawatts (MW), compared to 3,394 MW in the same period in 2020. Energy sold increased by 11% to 18,442 gigawatt-hours (GWh) for the first three quarters of 2021, compared to 16,689 GWh for the corresponding period in 2020.

Power Distribution

For the first three quarters of 2021, AboitizPower's distribution business recorded EBITDA of ₱6.1 bn, 5% higher than the ₱5.8 bn recorded during the same period last year. Energy sales increased by 5% to 4,197 GWh during the first three quarters of 2021, compared to 3,994 GWh in the same period in 2020. This was driven by higher energy consumption resulting from recoveries in demand. Energy sales from the Residential, Commercial, and Industrial customer segments increased due to less stringent community quarantines and the resumption of operations of commercial and industrial customers.

Material Changes in Line Items of Registrant's Statements of Income and Comprehensive Income

Consolidated Statements of Income

Net income attributable to equity holders of the Parent Company increased by ₱8.68 bn, or 124%. The various movements in line items are shown below to account for the increase:

(Amounts in thousands of ₱s)

Net Income Attributable to Equity Holders of the Parent (January - September 2020)	₱7,005,701
Increase in operating revenues	12,472,033
Increase in operating expenses	(10,646,386)
Decrease in interest income	(283,392)
Decrease in interest expense	319,996
Increase in share in net earnings of associates and joint ventures	5,401,279
Decrease in other income	(2,061,442)
Decrease in provision for taxes	3,144,248
Decrease in income attributable to non-controlling interests	334,948
Total	8,681,284
Net Income Attributable to Equity Holders of the Parent (January - September 2021)	₱15,686,985

Operating Revenues

(15% increase from ₱81.13 bn to ₱93.60 bn)

The increase in operating revenues was primarily due to higher availability of TLI, TSI and TVI facilities and higher WESM dispatch in compliance with the must-offer rule.

Operating Expenses

(17% increase from ₱61.85 bn to ₱72.50 bn)

The increase in operating expenses was mainly due to the higher cost of purchased power and of generated power.

Interest Income

(52% decrease from ₱540.00 mn to ₱257.00 mn)

The decrease in interest income during the first nine months of 2021 compared to first nine months of 2020 was primarily due to lower interest rates on placements.

Interest Expense and other financing costs

(3% decrease from ₱10.61 bn to ₱10.29 bn)

Interest expense decreased during the first nine months 2021 compared to the same period in 2020 due to lower interest accretion on lease liabilities as timely payments were made on TLI's obligation to Power Sector Assets and Liabilities Management Corporation (PSALM). The refinancing of Hedcor Bukidnon, Inc.'s project loan in September 2020 and prepayment of Parent US Dollar loan also contributed to lower interests during the first nine months of 2021. These were partly offset by additional interest expenses recognized during the first nine months of 2021 on AboitizPower's ₱9.55 bn and ₱8.00 bn retail bonds issued in July 2020 and March 2021, respectively.

Share in Net Earnings of Associates and Joint Ventures

(316% increase from ₱1.71 bn to ₱7.11 bn)

Share in net earnings in associates and joint ventures for the first nine months of 2021 increased by 316% compared to the first nine months of 2020. The increase was mainly due to higher water inflows of SN Aboitiz Power-Magat and SN Aboitiz Power-Benguet and the receipt of liquidated damages for the delay in the construction of the power plant of GNPD.

Other Income (Expenses) – net

(82% decrease from ₱2.52 bn to ₱456.00 mn other income)

The decrease in other income during the first nine months of 2021 compared to first nine months of 2020 was mainly due to the losses on the revaluation of foreign-currency denominated liabilities.

Provision for Taxes

(66% decrease from ₱4.79 bn to ₱1.64 bn)

The decrease in provision for taxes was due to the application of the provisions of Corporate Recovery and Tax Incentives for Enterprises (CREATE) Act reducing the regular corporate income tax (RCIT) rate from 30% to 25%. The Group also recognized a reversal of deferred tax on net operating losses carry over (NOLCO) during the first nine months of 2020 that resulted in higher provision for taxes during that period, compared to the first nine months of 2021.

Changes in Registrant's Resources, Liabilities and Shareholders' Equity

Assets

Total assets (as of September 30, 2021 compared to December 31, 2020) increased by ₱7.23 bn, or 2%. The major movements of the accounts leading to the increase were as follows:

- i) Cash and cash equivalents decreased by ₱6.10 bn, or 16% (from ₱38.70 bn to ₱32.60 bn). This was mainly due to loan payments by the Group during the first nine months of 2021.
- ii) Trade and other receivables increased by ₱2.97 bn, or 13% (from ₱22.02 bn to ₱24.99 bn), primarily due to higher revenues.
- iii) Inventories increased by ₱3.08 bn or 49% (from ₱6.31 bn to ₱9.39 bn). This was mainly driven by the increase in spare parts, supplies and fuel inventory.
- iv) Investments and advances increased by ₱2.85 bn, or 5% (from ₱61.83 bn to ₱64.68 bn). This was mainly driven by the new capital contributions to GNPD during the first nine months of 2021.
- v) Property, plant and equipment decreased by ₱1.15 bn, or 1% (from ₱203.45 bn to ₱202.30 bn). This was primarily due to the depreciation of existing assets.
- vi) Intangible assets increased by ₱2.17 bn, or 5% (from ₱44.28 bn to ₱46.45 bn). This was primarily due to the forex revaluation of GMEC's goodwill, which was partially offset by amortization of existing assets.
- vii) Deferred income tax assets decreased by ₱8.00 mn, or 1% (from ₱1.54 bn to ₱1.53 bn). This was mainly due to the application of the provisions of the CREATE Act, which was partially offset by the recognition of deferred tax on unrealized forex loss.
- viii) Other noncurrent assets decreased by ₱1.43 bn, or 15% (from ₱9.27 bn to ₱7.84 bn). This was mainly due to the regular reduction in PSALM deferred adjustment of the Power Distribution group.

Liabilities

Compared to December 31, 2020, total liabilities as of September 30, 2021 decreased by ₱12.13 bn, or 5%. The major movements of accounts leading to the decrease were as follows:

- i) Short-term loans decreased by ₱705.00 mn, or 6% (from ₱11.74 bn to ₱11.04 bn). This was mainly due to loan payments by the Group during the first nine months of 2021, which were used for working capital purposes.
- ii) Trade and other payables increased by ₱3.51 bn, or 19% (from ₱18.37 bn to ₱21.88 bn). This was primarily due to the increase in trade and fuel purchases.
- iii) Income tax payable decreased by ₱130.00 mn, or 18% (from ₱723.00 mn to ₱593.00 mn). This was mainly due to the application of the provisions of the CREATE Act.
- iv) Customers' deposits increased by ₱344.00 mn, or 5% (from ₱6.80 bn to ₱7.14 bn). This was mainly due to the receipt of bill deposits from new customers.
- v) Decommissioning liability increased by ₱747.00 mn, or 15% (from ₱5.01 bn to ₱5.76 bn). This was mainly due to the recognition of additional decommissioning provisions on power plant assets of APRI.

- vi) Long-term debt (current and non-current portions) decreased by ₱9.95 bn (from ₱177.32 bn to ₱167.38 bn). This was mainly due to the prepayment of Parent's US Dollar loan and other loan payments by the rest of the Group in 2021 which were partly offset by Parent's retail bond issuance.
- vii) Lease liabilities (current and noncurrent portions) decreased by ₱3.77 bn (from ₱39.26 bn to ₱35.49 bn), as TLI made timely payments during 2021 of its obligation to PSALM.
- viii) Long-term obligations on power distribution system (current and noncurrent portions) increased by ₱17.00 mn, or 9% (from ₱183.00 mn to ₱200.00 mn), due to interest accretion.
- ix) Net derivative asset and liability changed by ₱6.58 bn (from ₱1.79 bn liability to ₱4.79 bn asset) during the first nine months of 2021 due to hedging gains.
- x) Deferred income tax liabilities decreased by ₱133.00 mn, or 18% (from ₱745.00 mn to ₱613.00 mn), mainly due to the application of the provisions of the CREATE Act.
- xi) Other noncurrent liabilities decreased by ₱784.00 mn, or 71% (from ₱1.10 bn to ₱315.00 mn), mainly due to the regular payments of the PSALM deferred adjustments.

Equity

Equity attributable to equity shareholders of the Parent Company increased by 15% (from ₱127.16 bn as of December 31, 2020 to ₱146.61 bn as of September 30, 2021) after the declaration of dividends in March 2021, net of comprehensive income recognized during the first nine months 2021. Cumulative translation adjustments increased by ₱9.28 bn, due to the upward net adjustment in the fair value of the Group's foreign currency forward and commodity swap contracts designated as cash flow hedges, as well as the net assets translation effect of GMEC and Luzon Hydro Corporation during the period.

Material Changes in Liquidity and Cash Reserves of Registrant

As of September 30, 2021, the Group's cash and cash equivalents increased by 16% to ₱32.60 bn, from ₱38.70 bn as of December 31, 2020.

Higher water inflows, higher availability of the Company's thermal facilities, and higher spot sales resulted in an increase in the cash generated from operations during the first nine months of 2021 by ₱3.71 bn, which was a 15% increase compared to the first nine months of 2020.

Net cash flows from (used in) investing activities reversed from negative ₱5.41 bn in the first nine months of 2020 to positive ₱4.54 bn in the first nine months of 2021, which was mainly due to the increase in dividends received from associates.

The net cash flows used in financing activities increased from ₱18.42 bn in the first nine months of 2020 to ₱38.83 bn in the first nine months of 2021, which was mainly due to higher payments of long-term debt, short-term loans and lease liabilities.

Financial Ratios

As of September 30, 2021, current assets increased by 6% and current liabilities increased by 15% compared to the end of 2020. The current ratio as of September 30, 2021 was at 1.28x compared to 1.38x as of December 31, 2020.

Consolidated debt to equity ratio as of September 30, 2021 was at 1.63x, lower than the 1.96x recorded at the end of 2020. This was due to a 5% decrease in total liabilities and 14% increase in equity during the first nine months of 2021.

Outlook for the Upcoming Year/ Known Trends, Events, and Uncertainties which may have Material Impact on the Registrant

AboitizPower remains focused on addressing the needs of its markets, namely: (1) providing reliable supply, at a (2) reasonable cost, and with (3) minimal impact on the environment and communities. The Company believes that there is no single technology that completely addresses the country's energy requirements and that to address the deficiency, a mix of power generation technologies is necessary. Thus, AboitizPower continues to pursue both renewable projects and thermal technologies where and when it makes sense.

Despite increased competition in the power generation market, the Company believes that it has built the foundation to sustain its long term growth, as seen in its pipeline of seven (7) new power generation projects totalling 1,314 MW of attributable net sellable capacity: (1) the GNPower Dinginin Project (Dingin Project); (2) the SN AboitizPower-Magat Floating Solar Project ("Magat Floating Solar Project"); (3) the TMI Maco Hybrid Battery Energy Storage System Project ("Maco BESS Project"); (4) the SNAP Magat BESS Project ("Magat BESS Project"); (5) the PV Sinag Power Cayanga Project ("Cayanga Project"); (6) the PV Sinag Power Laoag project ("Laoag Project"); and (7) the Hedcor Bukidnon Kibungan Hydro Project ("Kibungan Project").

The Dinginin Project is in the final stages of construction, with Unit 1 achieving first synchronization last February 5, 2021. The commissioning and testing of Unit 1 is currently ongoing, albeit impacted by COVID outbreaks. Unit 1 is projected to start commercial operations once AboitizPower receives the Certificate of Compliance from the Energy Regulatory Commission, which is expected to occur in December 2021. Unit 2 is expected to start its initial synchronization in the second quarter of 2022.

In June 2019, SN Aboitiz Power-Magat, Inc. (SN Aboitiz Power-Magat) switched on its first 200kW floating solar project over the Magat reservoir in Isabela. This was the first non-hydro renewable energy project of SN Aboitiz Power Group, which was looking at other renewables and complementary technologies to expand its portfolio. The Magat Floating Solar Project has proven its technical and commercial viability. SN Aboitiz Power-Magat is working on the renewable energy service contract application with the Department of Energy (DOE). Since the National Irrigation Administration (NIA) is the government agency in charge of dams and reservoirs, SN AboitizPower-Magat secured an extension of the memorandum of understanding with NIA on the conduct of the feasibility study, with ongoing discussions regarding the agreement for use of the reservoir. Based on the results of the pre-feasibility studies, phase one of the project will be for 67 MW. The plan is to install up to 150 MW, depending on the final technical solution and layout.

In November 2020, AboitizPower announced two battery projects. TMI's Maco BESS Project is located in Maco, Compostela Valley. It has a storage capacity of 49 MW and is intended to be used for ancillary services. Development activities are ongoing to integrate the battery energy storage system with TMI's Maco oil barge. The project is currently 61% complete and commercial operations are currently targeted to commence in the first half of 2022. The Maco BESS Project is one of the 12 projects with a total capacity of 248 MW for regulating and contingency reserves which the Company is targeting to develop in the next 10 years. It will serve as a model for future battery investments as well as hybrid renewable energy projects.

The Magat BESS Project is located in Ramon, Isabela. It has a storage capacity of 20 MW and will be used to provide ancillary services. Early work activities have been completed, including site surveys and basic engineering design. The tendering process is in its final stages. Necessary permits for construction have been secured from various agencies and the local government unit. The project is expected to commence commercial operations in the second half of 2024.

The PV Sinag Power Cayanga Project is a 75 MW plant located in barangay Cayanga, municipality of Bugallon, Pangasinan. Preparations for its planned construction and execution are in progress. The engineering procurement and construction bidding process has been concluded. The target issuance of

the notice to proceed for this project and transmission line works is expected on November 24, 2021. The project is expected to commercially operate by the fourth quarter of 2022.

The Company is also aiming to start the construction of a 130 MW solar project in Laoag, Ilocos Norte and a 40 MW hydro project in Kibungan, Benguet. The expected completion dates are the third quarter of 2023 and second quarter of 2024, respectively.

In relation to AboitizPower's existing capacity, the steam field operator for AP Renewables Inc. (APRI) has commenced the drilling of 12 new wells, which are expected to result in a minimum 50 MW of aggregated individual well capacity by 2023. The scheduled three make up wells for MakBan for 2021 have been completed and are currently contributing 14 MW. Eight more production wells are expected to be completed by 2022. The total incremental capacity from new wells to date is now contributing 26 MW. APRI is also developing a 15 MW Binary power plant project in Tiwi, Albay. The initiative to convert waste heat from the geothermal brine to power a 15 MW Binary power plant is reaching the final stages of tender. Negotiations with top ranked bidders for design optimization and final contracting are ongoing. APRI is expected to award the project by year-end, while commissioning is targeted by 2023. These projects are significant as they will allow APRI to optimize its current net sellable capacity of 290 MW.

The Company is currently planning to double its net attributable capacity by the end of the decade, with a target of 9,200 MW by 2030. It will achieve a 50:50 balance between its renewable ("Cleanergy") and thermal capacities without new coal builds. This is expected to come from a portfolio of renewables and selective baseload builds.

The Company aims to maximize opportunities from the implementation of the Renewable Portfolio Standards ("RPS") by the DOE starting in 2021. In line with DOE's aspirational goal of a 35% share in renewable energy utilization by 2030, RPS is a market-based policy that mandates power distribution utilities, electric cooperatives, and retail electricity suppliers to source an agreed portion of their energy supplies from renewable energy facilities. The Company will continue to pursue international opportunities, with a continued focus on renewable energy projects in wind, hydro, and solar in high-growth geographic markets with acceptable regulatory environments. The Company will significantly grow Cleanergy by 3,700 MW, both domestically and internationally, and bring its renewables portfolio to 4,600 MW by 2030.

The Company is optimizing its existing baseload facilities to meet the existing critical market needs. Its options for a third unit in its existing baseload facilities remain open to address future baseload needs of the market if called upon. For baseload growth, the Company is shifting its focus to gas. The Company has early feasibility studies and, within the next 10 years, is targeting to build one gas plant with a capacity of 1,000 MW, unless a cleaner technology proves to be the more economical option.

AboitizPower fully supports the DOE's coal moratorium efforts to make the Philippine energy system more flexible, resilient, and sustainable. AboitizPower is also closely and proactively monitoring the risks associated with climate-related regulations and initiatives, including recent discussions on the early retirement of coal assets in the Philippines and Indonesia. AboitizPower, through its parent AEV, is the first Philippine company to sign up and commit to the Task Force on Climate-Related Financial Disclosure framework. The Company has taken steps to proactively quantify the potential impacts of various climate regulations on its assets. The Company is monitoring this risk as part of its risk management framework and is developing strategies to manage risks that are above certain risk thresholds.

Given the current state of power needs in the Philippines and the expected build progression of new plants over the next 10 years, AboitizPower believes its existing coal assets will need to continue to play a significant role for at least another 15 to 20 years. AboitizPower is always looking at improvements to make sure it continues to operate its assets responsibly and compliant to all regulations.

The Company believes that it is well-positioned to take advantage of opportunities arising from developments in the power industry. It expects its financial condition to give it the agility to create or acquire additional generating capacity over the next few years.

AboitizPower, together with its partners, has allotted ₱23 bn for capital expenditures in 2021, about 70% of which is for expansions and upgrades. These include the remaining investment for GNPD's construction, as well as for the Company's battery energy storage system projects.

Despite the challenges posed by the global pandemic and the currently challenging business situation, the Company continues to operate with its business continuity plans in force, in accordance with the protocols and guidelines of the government's community quarantine. The Company will continue to provide the country with the much-needed power supply for hospitals, government institutions, and critical businesses, while ensuring the safety of its teams, partners, and communities.

On September 27, 2021, AboitizPower's parent company, AEV, disclosed that it had executed an agreement to sell 1,840,334,941 common shares in AboitizPower (equivalent to 25.01% of AboitizPower's total outstanding capital stock) to JERA Asia Private Limited ("JERA Asia") for approximately US\$ 1.46 billion. The transaction involves the sale by AEV of its 25.01% stake in AboitizPower to JERA Asia. JERA Asia is a wholly owned subsidiary of JERA Co., Inc. ("JERA"), a power generation company based in Japan. The completion of the transaction is subject to certain conditions precedent, one of which is the approval and ratification of the shareholders of the sale and a special stockholders' meeting scheduled on December 10, 2021. On October 28, 2021, the Philippine Competition Commission acknowledged that the proposed acquisition does not breach the prescribed compulsory notification thresholds, satisfying one of the conditions precedent.

Following the completion of the transaction, AEV will continue to own a controlling stake of approximately 52.0% in AboitizPower, retaining control of the Company's operations while having access to JERA's expertise, including large-scale renewable energy centered on offshore wind power generation and Liquefied Natural Gas (LNG) value chains, zero-emission thermal power generation using ammonia and hydrogen, and a Zero CO2 Emissions 2050 roadmap. JERA Asia has also entered into an agreement with AEV's parent, Aboitiz & Company, Inc. (ACO) to acquire an additional 1.99% ownership interest in AboitizPower, which would bring JERA Asia's total post-completion ownership stake in AboitizPower to 27%. The partnership enables AboitizPower's 10-year renewable energy expansion journey.

Upon completion of JERA Asia's acquisition of shares in AboitizPower, AboitizPower and JERA have agreed to explore immediate collaboration in the following areas: 1) development of power projects (including LNG-to-Power projects); 2) management and sourcing of LNG fuel supply; and 3) potential participation in aspects of plant operation and maintenance (O&M).

Other known trends, events, uncertainties which may have a material impact on AboitizPower have been discussed extensively in sections of the Company's Information Statement (e.g. for an extensive discussion on regulatory issues, see Effects of Existing or Probable Government Regulations on the Business on page 80 of the Company's 2020 Definitive Information Statement.)


PART II--OTHER INFORMATION

There are no significant information on the company which requires disclosure herein and/or were not included in SEC Form 17-C.

SIGNATURES

Pursuant to the requirements of the Securities Regulation Code, the issuer has duly caused this report to be signed on its behalf by the undersigned thereunto duly authorized.

Issuer **ABOITIZ POWER CORPORATION**

Principal Accounting Officer 
Myla M. Espineda

Signature and Title **VP for Finance**

Date November 12, 2021

Authorized Officer of the Issuer 
Manuel Alberto R. Colayco

Signature and Title **Corporate Secretary**

Date November 12, 2021

Aboitiz Power Corporation and Subsidiaries

Unaudited Interim Condensed Consolidated Financial Statements
As of September 30, 2021 (with Comparative Figures as of December 31, 2020)
and For the Nine-Month Periods Ended September 30, 2021 and 2020

ABOITIZ POWER CORPORATION AND SUBSIDIARIES**UNAUDITED INTERIM CONSOLIDATED BALANCE SHEET****(With Comparative Figures as of December 31, 2020)****(Amounts in Thousands)**

	September 30, 2021	December 31, 2020
	(Unaudited)	(Audited)
ASSETS		
Current Assets		
Cash and cash equivalents (Note 5)	₱32,601,066	₱38,699,545
Trade and other receivables (Note 6)	24,987,270	22,017,309
Derivative assets (Note 20)	5,278,389	—
Inventories	9,392,974	6,308,200
Other current assets (Note 7)	10,009,038	10,479,648
Total Current Assets	82,268,737	77,504,702
Noncurrent Assets		
Investments and advances (Note 8)	64,681,038	61,828,801
Property, plant and equipment	202,302,429	203,451,243
Intangible assets (Note 10)	46,448,229	44,279,386
Derivative assets - net of current portion (Note 20)	25,932	—
Net pension assets	50,410	50,410
Deferred income tax assets	1,530,636	1,539,020
Other noncurrent assets	7,844,115	9,271,556
Total Noncurrent Assets	322,882,789	320,420,416
TOTAL ASSETS	₱405,151,526	₱397,925,118
LIABILITIES AND EQUITY		
Current Liabilities		
Short-term loans (Note 12)	₱11,038,310	₱11,743,413
Current portions of:		
Long-term debts (Note 13)	22,773,825	17,254,213
Lease liabilities (Note 21)	7,887,951	7,104,181
Long-term obligation on power distribution system	40,000	40,000
Derivative liabilities (Note 20)	238,539	787,273
Trade and other payables (Note 11)	21,884,610	18,371,798
Income tax payable	593,167	722,715
Total Current Liabilities	64,456,402	56,023,593
(Forward)		

ABOITIZ POWER CORPORATION AND SUBSIDIARIES

UNAUDITED INTERIM CONSOLIDATED BALANCE SHEET (With Comparative Figures as of December 31, 2020) (Amounts in Thousands)

	September 30, 2021 (Unaudited)	December 31, 2020 (Audited)
Noncurrent Liabilities		
Noncurrent portions of:		
Long-term debts (Note 13)	₱144,602,367	₱160,067,119
Lease liabilities (Note 21)	27,602,383	32,158,796
Long-term obligation on power distribution system	160,008	143,436
Derivative liabilities - net of current portion (Note 20)	273,320	1,001,529
Customers' deposits	7,142,348	6,798,845
Decommissioning liability	5,755,145	5,008,033
Deferred income tax liabilities	612,636	745,214
Net pension liabilities	294,086	294,086
Other noncurrent liabilities	315,220	1,099,394
Total Noncurrent Liabilities	186,757,513	207,316,452
Total Liabilities	251,213,915	263,340,045
Equity Attributable to Equity Holders of the Parent		
Paid-in capital	19,947,498	19,947,498
Share in net unrealized valuation gain on fair value through other comprehensive income (FVOCI) of an associate (Note 8)	98,602	98,602
Cumulative translation adjustments	6,834,269	(2,446,773)
Share in cumulative translation adjustments of associates and joint ventures (Note 8)	57,637	(684,042)
Actuarial losses on defined benefit plans	(1,239,184)	(1,239,612)
Share in actuarial gains on defined benefit plans of associates and joint ventures (Note 8)	7,607	8,748
Acquisition of non-controlling interests	(6,321,325)	(6,321,325)
Excess of cost over net assets of investments	(421,260)	(421,260)
Loss on dilution	(433,157)	(433,157)
Retained earnings (Note 22)		
Appropriated	20,060,000	33,660,000
Unappropriated	108,022,071	84,989,900
	146,612,758	127,158,579
Non-controlling Interests	7,324,853	7,426,494
Total Equity	153,937,611	134,585,073
TOTAL LIABILITIES AND EQUITY	₱405,151,526	₱397,925,118

See accompanying Notes to Interim Condensed Consolidated Financial Statements.

ABOITIZ POWER CORPORATION AND SUBSIDIARIES**UNAUDITED INTERIM CONSOLIDATED STATEMENTS OF INCOME**
(Amounts in Thousands, Except Earnings Per Share Amounts)

	Jan - Sep 2021	Jan - Sep 2020	Jul - Sep 2021	Jul - Sep 2020
OPERATING REVENUES (Note 18)	₱93,601,574	₱81,129,541	₱33,250,457	₱28,097,687
OPERATING EXPENSES (Note 15)	72,498,852	61,852,466	25,228,198	19,856,136
FINANCIAL EXPENSES - net				
Interest income	256,843	540,235	65,168	134,940
Interest expense and other financing costs (Note 19)	(10,294,844)	(10,614,840)	(3,182,102)	(3,417,717)
	(10,038,001)	(10,074,605)	(3,116,934)	(3,282,777)
OTHER INCOME				
Share in net earnings of associates and joint ventures (Note 8)	7,111,247	1,709,968	1,881,742	730,150
Other income - net (Note 16)	456,272	2,517,714	5,615	1,089,998
	7,567,519	4,227,682	1,887,357	1,820,148
INCOME BEFORE INCOME TAX	18,632,240	13,430,152	6,792,682	6,778,922
PROVISION FOR INCOME TAX	1,641,434	4,785,682	739,461	2,903,173
NET INCOME	₱16,990,806	₱8,644,470	₱6,053,221	₱3,875,749
NET INCOME ATTRIBUTABLE TO:				
Equity holders of the parent	₱15,686,985	₱7,005,701	₱5,553,236	₱3,268,761
Non-controlling interests	1,303,821	1,638,769	499,985	606,988
	₱16,990,806	₱8,644,470	₱6,053,221	₱3,875,749
EARNINGS PER COMMON SHARE (Note 17)				
Basic and diluted, income for the period attributable to ordinary equity holders of the parent	₱2.13	₱0.95	₱0.75	₱0.44

See accompanying Notes to Interim Condensed Consolidated Financial Statements.

ABOITIZ POWER CORPORATION AND SUBSIDIARIES
UNAUDITED INTERIM CONSOLIDATED STATEMENTS OF COMPREHENSIVE INCOME
 (Amounts in Thousands)

	Jan - Sep 2021	Jan - Sep 2020	Jul - Sep 2021	Jul - Sep 2020
NET INCOME ATTRIBUTABLE TO:				
Equity holders of the parent	₱15,686,985	₱7,005,701	₱5,553,236	₱3,268,761
Non-controlling interests	1,303,821	1,638,769	499,985	606,988
	16,990,806	8,644,470	6,053,221	3,875,749
OTHER COMPREHENSIVE INCOME (LOSS)				
<i>Other comprehensive income (loss) that may be reclassified to profit or loss in subsequent periods:</i>				
Share in net unrealized valuation loss on FVOCI investment of an associate (Note 8)	—	(3,125)	—	—
Movement in cumulative translation adjustments	9,474,337	(2,917,314)	6,442,495	(1,344,191)
Share in movement in cumulative translation adjustment of associates and joint ventures (Note 8)	741,679	(253,075)	405,953	(297,262)
	10,216,016	(3,173,514)	6,848,448	(1,641,453)
<i>Other comprehensive income (loss) that will not be reclassified to profit or loss in subsequent periods:</i>				
Actuarial loss on defined benefit plans, net of tax	(2)	—	—	—
Share in actuarial gains (loss) on defined benefit plans of associates and joint ventures, net of tax (Note 8)	(1,141)	1,220	(69)	—
	(1,143)	1,220	(69)	—
Total other comprehensive income (loss) for the period, net of tax	10,214,873	(3,172,294)	6,848,379	(1,641,453)
TOTAL COMPREHENSIVE INCOME	₱27,205,679	₱5,472,176	₱12,901,600	₱2,234,296
TOTAL COMPREHENSIVE INCOME ATTRIBUTABLE TO:				
Equity holders of the parent	₱25,708,993	₱4,376,837	₱12,208,750	₱2,170,738
Non-controlling interests	1,496,686	1,095,339	692,850	63,558
	₱27,205,679	₱5,472,176	₱12,901,600	₱2,234,296

See accompanying Notes to Interim Condensed Consolidated Financial Statements.

ABOTTIZ POWER CORPORATION AND SUBSIDIARIES

**UNAUDITED INTERIM CONDENSED CONSOLIDATED STATEMENTS OF CHANGES IN EQUITY
FOR THE PERIODS ENDED SEPTEMBER 30, 2021 AND 2020
(Amounts in Thousands, Except Dividends Per Share Amounts)**

	Attributable to Equity Holders of the Parent												
	Share in Net Unrealized Valuation Gain on FVOCI Investments of an Associate (Note 8)	Share in Cumulative Translation Adjustments of Associates and Joint Ventures	Actuarial Gains (Losses) on Defined Benefit Plans	Share in Actuarial Gains (Losses) on Defined Benefit Plans and Joint	Acquisition of Non- controlling Interests	Excess of cost over net assets of investment	Loss on Dilution	Retained Earnings (Note 22)		Non- controlling Interests	Total		
								Appropriated	Unappropriated				
Balances at January 1, 2021	₱19,947,498	₱98,602	(₱2,446,773)	(₱684,042)	(₱1,239,612)	₱8,748	(₱6,321,325)	(₱421,260)	(₱433,157)	₱33,660,000	₱84,989,900	₱7,426,494	₱134,585,073
Net income for the period	—	—	—	—	—	—	—	—	—	—	15,686,985	1,303,821	16,990,806
Other comprehensive income (loss)	—	—	9,281,042	741,679	428	(1,141)	—	—	—	—	—	192,865	10,214,873
Total comprehensive income (loss)	—	—	9,281,042	741,679	428	(1,141)	—	—	—	—	15,686,985	1,496,686	27,205,679
Cash dividends - P0.85 per share (Note 22)	—	—	—	—	—	—	—	—	—	—	(6,254,814)	—	(6,254,814)
Reversal of appropriation	—	—	—	—	—	—	—	—	—	(13,600,000)	13,600,000	—	—
Cash dividends paid to non-controlling interests	—	—	—	—	—	—	—	—	—	—	—	(1,449,797)	(1,449,797)
Change in non-controlling interests	—	—	—	—	—	—	—	—	—	—	—	(148,530)	(148,530)
Balances at September 30, 2021	₱19,947,498	₱98,602	₱6,834,269	₱57,637	(₱1,239,184)	₱7,607	(₱6,321,325)	(₱421,260)	(₱433,157)	₱20,060,000	₱108,022,071	₱7,324,853	₱153,937,611
Balances at January 1, 2020	₱19,947,498	₱101,727	(₱994,253)	(₱153,485)	(₱923,833)	(₱14,299)	(₱6,321,325)	(₱421,260)	(₱433,157)	₱33,660,000	₱81,095,377	₱8,100,021	₱133,643,011
Net income for the period	—	—	—	—	—	—	—	—	—	—	7,005,701	1,638,769	8,644,470
Other comprehensive income (loss)	—	—	(3,125)	(2,373,884)	(253,075)	—	—	—	—	—	—	(543,430)	(3,172,294)
Total comprehensive income (loss)	—	—	(3,125)	(2,373,884)	(253,075)	—	—	—	—	—	7,005,701	1,095,339	5,472,176
Cash dividends - P1.18 per share (Note 22)	—	—	—	—	—	—	—	—	—	—	(8,683,153)	—	(8,683,153)
Cash dividends paid to non-controlling interests	—	—	—	—	—	—	—	—	—	—	—	(1,446,981)	(1,446,981)
Change in non-controlling interests	—	—	—	—	—	—	—	—	—	—	—	(302,449)	(302,449)
Balances at September 30, 2020	₱19,947,498	₱98,602	(₱3,368,137)	(₱406,560)	(₱923,833)	(₱13,079)	(₱6,321,325)	(₱421,260)	(₱433,157)	₱33,660,000	₱79,417,925	₱7,445,930	₱128,682,604

See accompanying Notes to Interim Condensed Consolidated Financial Statements.

ABOITIZ POWER CORPORATION AND SUBSIDIARIES

UNAUDITED INTERIM CONSOLIDATED STATEMENTS OF CASH FLOWS (Amounts in Thousands)

	Jan - Sep 2021	Jan - Sep 2020	Jul - Sep 2021	Jul - Sep 2020
CASH FLOWS FROM OPERATING ACTIVITIES				
Income before income tax	₱18,632,240	₱13,430,152	₱6,792,682	₱6,778,922
Adjustments for:				
Interest expense and other financing costs (Note 19)	10,294,844	10,614,840	3,182,102	3,417,717
Depreciation and amortization	8,378,668	8,124,636	2,914,937	2,786,413
Net unrealized foreign exchange loss (gain)	1,909,504	(1,753,018)	1,344,240	(1,034,825)
Loss (gain) on disposal of property, plant and equipment	31,338	66,992	(319)	22,082
Share in net earnings of associates and joint ventures (Note 8)	(7,111,247)	(1,709,968)	(1,881,742)	(730,150)
Interest income (Note 18)	(256,843)	(540,235)	(65,168)	(134,940)
Unrealized fair valuation loss (gain) on derivatives and financial assets at FVTPL (Note 20)	(71,248)	835,812	(34,306)	805,384
Write-off of project costs and other assets	—	7,240	—	7,240
Operating income before working capital changes	31,807,256	29,076,451	12,252,426	11,917,843
Decrease (increase) in:				
Trade and other receivables	(4,475,805)	(1,686,773)	(4,475,805)	1,771,691
Inventories	(3,084,774)	82,263	742,970	(205,226)
Other current assets	1,170,387	(2,623,132)	1,196,671	(3,376,748)
Increase (decrease) in:				
Trade and other payables	4,459,832	2,441,136	4,459,832	867,765
Customers' deposits	343,503	258,786	(3,497,543)	44,538
Net cash generated from operations	30,220,399	27,548,731	10,678,551	11,019,863
Income and final taxes paid	(2,311,028)	(3,345,630)	(310,123)	(1,572,155)
Net cash flows from operating activities	27,909,371	24,203,101	10,368,428	9,447,708
CASH FLOWS FROM INVESTING ACTIVITIES				
Cash dividends received (Note 8)	7,456,908	2,097,127	1,621,449	855,188
Interest received	267,567	544,248	95,303	132,251
Proceeds from redemption of shares	14,413	6,939	—	—
Decrease (increase) in other noncurrent assets	2,231,083	(2,366,315)	753,621	(3,051,937)
Net payment of advances	(18,384)	(15,789)	(23,000)	—
Proceeds from sale of property, plant and equipment	3,348	—	—	—
Proceeds (acquisition) of assets at FVTPL	—	(5,254)	—	1,306
Acquisitions through business combinations, net of cash acquired	1,367	—	—	—
Additions to:				
Property, plant and equipment	(4,437,399)	(3,365,818)	(2,020,301)	(1,545,436)
Intangible assets - service concession rights (Note 10)	(24,279)	(57,008)	(6,532)	(10,200)
Additional investments (Note 8)	(954,384)	(2,252,987)	—	(719,569)
Net cash flows from (used in) investing activities	4,540,240	(5,414,857)	420,540	(4,338,397)
CASH FLOWS FROM FINANCING ACTIVITIES				
Net proceeds from (payments of) long-term debt (Note 13)	(13,531,522)	3,921,619	(12,683,075)	7,061,716
Net availments (payments) of short-term loans (Note 12)	(705,103)	3,156,394	(465,218)	(9,516,520)
Cash dividends paid (Note 22)	(6,254,626)	(8,682,746)	—	—
Payments of lease liabilities, including interest accretion (Note 21)	(7,935,160)	(6,428,396)	(2,881,834)	(2,624,668)
Changes in non-controlling interests	(1,449,797)	(1,446,981)	(211,200)	(299,200)
Interest paid	(8,950,849)	(8,938,539)	(3,616,366)	(3,728,013)
Net cash flows used in financing activities	(38,827,057)	(18,418,649)	(19,857,693)	(9,106,685)
NET INCREASE (DECREASE) IN CASH AND CASH EQUIVALENTS	(6,377,446)	369,595	(9,068,725)	(3,997,374)
EFFECT OF EXCHANGE RATE CHANGES ON CASH AND EQUIVALENTS	278,967	236,062	74,973	106,056
CASH AND CASH EQUIVALENTS AT BEGINNING OF PERIOD	38,699,545	37,433,929	41,594,818	41,930,904
CASH AND CASH EQUIVALENTS AT END OF PERIOD (Note 5)	₱32,601,066	₱38,039,586	₱32,601,066	₱38,039,586

See accompanying Notes to Interim Condensed Consolidated Financial Statements.

ABOITIZ POWER CORPORATION AND SUBSIDIARIES

UNAUDITED INTERIM CONDENSED NOTES TO FINANCIAL STATEMENTS

(Amounts in Thousands, Except Earnings per Share and Exchange Rate Data and When Otherwise Indicated)

1. Corporate Information

Aboitiz Power Corporation (the Company) was incorporated in the Philippines and registered with the Securities and Exchange Commission on February 13, 1998. The Company is a publicly-listed holding company of the entities engaged in power generation and power distribution in the Aboitiz Group. As of September 30, 2021, Aboitiz Equity Ventures, Inc. (AEV, also incorporated in the Philippines) owns 77% of the Company. The ultimate parent of the Company is Aboitiz & Company, Inc. (ACO).

The registered office address of the Company is 32nd Street, Bonifacio Global City, Taguig City, Metro Manila.

2. Group Information

The unaudited interim condensed consolidated financial statements comprise the financial statements of the Company, subsidiaries controlled by the Company and a joint operation that is subject to joint control (collectively referred to as “the Group”).

The following are the subsidiaries as of September 30, 2021 and December 31, 2020:

	Nature of Business	September 30, 2021		December 31, 2020	
		Direct	Indirect	Direct	Indirect
Aboitiz Renewables, Inc. (ARI) and Subsidiaries	Power generation	100.00	–	100.00	–
AP Renewables, Inc. (APRI)	Power generation	–	100.00	–	100.00
Aboitiz Power Distributed Energy, Inc.	Power generation	–	100.00	–	100.00
Aboitiz Power Distributed Renewables, Inc.	Power generation	–	100.00	–	100.00
Hedcor, Inc. (HI)	Power generation	–	100.00	–	100.00
Hedcor Sibulan, Inc. (HSI)	Power generation	–	100.00	–	100.00
Hedcor Tudaya, Inc. (Hedcor Tudaya)	Power generation	–	100.00	–	100.00
Luzon Hydro Corporation (LHC)	Power generation	–	100.00	–	100.00
AP Solar Tiwi, Inc.*	Power generation	–	100.00	–	100.00
Retensol, Inc.*	Power generation	–	100.00	–	100.00
AP Renewable Energy Corporation*	Power generation	–	100.00	–	100.00
Aseagas Corporation (Aseagas)*	Power generation	–	100.00	–	100.00
Bakun Power Line Corporation*	Power generation	–	100.00	–	100.00
Cleanergy, Inc.*	Power generation	–	100.00	–	100.00
Cordillera Hydro Corporation*	Power generation	–	100.00	–	100.00
Hedcor Benguet, Inc.*	Power generation	–	100.00	–	100.00
Hedcor Bukidnon, Inc. (Hedcor Bukidnon)	Power generation	–	100.00	–	100.00
Hedcor Kabayan, Inc.*	Power generation	–	100.00	–	100.00
PV Sinag Power, Inc. (former Hedcor Ifugao, Inc.)*	Power generation	–	100.00	–	100.00
Amihan Power, Inc. (former Hedcor Kalinga, Inc.)*	Power generation	–	100.00	–	100.00
Aboitiz Solar Power, Inc. (former Hedcor Itogon Inc.)*	Power generation	–	100.00	–	100.00

(Forward)

	Nature of Business	September 30, 2021		December 31, 2020	
		Direct	Indirect	Direct	Indirect
Hedcor Manolo Fortich, Inc.*	Power generation	–	100.00	–	100.00
Hedcor Mt. Province, Inc.*	Power generation	–	100.00	–	100.00
Hedcor Sabangan, Inc. (Hedcor Sabangan)	Power generation	–	100.00	–	100.00
Hedcor Tamugan, Inc.*	Power generation	–	100.00	–	100.00
Mt. Apo Geopower, Inc.*	Power generation	–	100.00	–	100.00
Negron Cuadrado Geopower, Inc.*	Power generation	–	100.00	–	100.00
Tagoloan Hydro Corporation*	Power generation	–	100.00	–	100.00
Luzon Hydro Company Limited*	Power generation	–	100.00	–	100.00
La Filipina Elekrika Inc.*	Power generation	–	100.00	–	–
Hydro Electric Development Corporation*	Power generation	–	99.97	–	99.97
Therma Power, Inc. (TPI) and Subsidiaries	Power generation	100.00	–	100.00	–
Mindanao Sustainable Solutions, Inc.*	Services	–	100.00	–	100.00
Therma Luzon, Inc. (TLI)	Power generation	–	100.00	–	100.00
Therma Marine, Inc. (Therma Marine)	Power generation	–	100.00	–	100.00
Therma Mobile, Inc. (Therma Mobile)	Power generation	–	100.00	–	100.00
Therma South, Inc. (TSI)	Power generation	–	100.00	–	100.00
Therma Power-Visayas, Inc. (TPVI)*	Power generation	–	100.00	–	100.00
Therma Central Visayas, Inc.*	Power generation	–	100.00	–	100.00
Therma Subic, Inc.*	Power generation	–	100.00	–	100.00
Therma Mariveles Holdings, Inc.	Holding company	–	100.00	–	100.00
GNPower Mariveles Energy Center Ltd. Co. (formerly GNPower Mariveles Coal Plant) (GMEC)	Power generation	–	78.33	–	78.33
Therma Dinginin Holdings, Inc.	Holding company	–	100.00	–	100.00
Therma Visayas, Inc. (TVI)	Power generation	–	80.00	–	80.00
Abovant Holdings, Inc. (Abovant)	Holding company	–	60.00	–	60.00
AboitizPower International Pte. Ltd. (API)	Holding company	100.00	–	100.00	–
Aboitiz Energy Solutions, Inc. (AESI)	Retail electricity	100.00	–	100.00	–
Adventenergy, Inc. (AI)	Retail electricity	100.00	–	100.00	–
Balamban Enerzone Corporation (BEZ)	Power distribution	100.00	–	100.00	–
Lima Enerzone Corporation (LEZ)	Power distribution	100.00	–	100.00	–
Mactan Enerzone Corporation (MEZ)	Power distribution	100.00	–	100.00	–
Malvar Enerzone Corporation	Power distribution	100.00	–	100.00	–
East Asia Utilities Corporation (EAUC)	Power generation	50.00	50.00	50.00	50.00
Cotabato Light and Power Company (CLP)	Power distribution	99.94	–	99.94	–
Cotabato Ice Plant, Inc.	Manufacturing	–	100.00	–	100.00
Davao Light & Power Company, Inc. (DLP)	Power distribution	99.93	–	99.93	–
Maaraw Holdings San Carlos, Inc. (MHSCI)	Holding company	–	100.00	–	100.00
San Carlos Sun Power, Inc. (Sacasan)	Power generation	–	100.00	–	100.00
AboitizPower International B.V.	Holding company	–	100.00	–	100.00
Subic Enerzone Corporation (SEZ)	Power distribution	65.00	34.98	65.00	34.98
Cebu Private Power Corporation (CPPC)	Power generation	60.00	–	60.00	–
Prism Energy, Inc. (PEI)	Retail electricity	60.00	–	60.00	–
Visayan Electric Company (VECO)	Power distribution	55.26	–	55.26	–

* No commercial operations as of September 30, 2021

3. Basis of Financial Statement Preparation and Changes in Accounting Policies

Basis of Financial Statement Preparation

The accompanying unaudited interim condensed consolidated financial statements of the Group have been prepared on a historical cost basis, except for derivative financial instruments and financial assets at FVTPL which are measured at fair value. The unaudited interim condensed consolidated financial statements are presented in Philippine peso, which is the Company's functional currency, and all values are rounded to the nearest thousands, except for earnings per share and exchange rates and as otherwise indicated.

Statement of Compliance

The accompanying unaudited interim condensed consolidated financial statements have been prepared in accordance with Philippine Accounting Standard (PAS) 34, *Interim Financial Reporting*. Accordingly, the unaudited interim condensed consolidated financial statements do not include all of the information and disclosures required in the annual audited consolidated financial statements, and should be read in conjunction with the Group's annual audited consolidated financial statements as of and for the year ended December 31, 2020, which have been prepared in accordance with Philippine Financial Reporting Standards (PFRSs).

On October 29, 2021, the Audit Committee of the Board of Directors (BOD) of the Company approved and authorized the release of the accompanying unaudited interim condensed consolidated financial statements of the Group.

Changes in Accounting Policies

The accounting policies adopted are consistent with those of the previous financial year, except for the new and revised standards and Philippine Interpretations which were applied starting January 1, 2021. The Group has not early adopted any other standard, interpretation or amendment that has been issued but is not yet effective.

- Amendments to PFRS 9, PFRS 7, PFRS 4, Insurance Contracts, and PFRS 16, *Interest Rate Benchmark Reform - Phase 2*

The amendments provide the following temporary reliefs which address the financial reporting effects when an IBOR is replaced with an alternative nearly RFR:

- Practical expedient for changes in the basis for determining the contractual cash flows as a result of IBOR reform
- Relief from discontinuing hedging relationships
- Relief from the separately identifiable requirement when an RFR instrument is designated as a hedge of a risk component

The Group shall also disclose information about:

- The nature and extent of risks to which the entity is exposed arising from financial instruments subject to IBOR reform, and how the entity manages those risks; and
- Their progress in completing the transition to alternative benchmark rates, and how the entity is managing that transition

The Group's treasury function is managing the Group's LIBOR transition plan. The greatest change will be amendments to the contractual terms of the LIBOR-referenced floating rate debt and the associated swap and the corresponding update of the hedge designation. However, the

change reference rate may also affect other systems, processes, risk and valuation models, as well as having tax and accounting implications.

4. Significant Accounting Judgments, Estimates and Assumptions

The preparation of the Group's unaudited interim condensed consolidated financial statements requires management to make judgments, estimates and assumptions that affect the reported amounts of revenues, expenses, assets and liabilities and the disclosures of contingent liabilities. However, uncertainty about these assumptions could result in outcomes that require a material adjustment to the carrying amount of the asset or liability affected in the future periods.

Judgments and estimates are continually evaluated and are based on historical experience and other factors, including expectations of future events that are believed to be reasonable under the circumstances. The Group also included, as one of its main considerations, the impact of the continuing impact of COVID-19 pandemic in making significant judgments and assumptions.

The Group based its assumptions and estimates on parameters available when the consolidated financial statements were prepared. Existing circumstances and assumptions about future developments, however, may change due to market changes or circumstances arising that are beyond the control of the Group. Such changes are reflected in the assumptions when they occur.

Judgments, key assumptions concerning the future, and other key sources of estimation uncertainty at the end of the reporting period, that have a significant risk of causing a material adjustment to the carrying amounts of assets and liabilities within the next reporting period are consistent with those applied in the most recent annual audited consolidated financial statements.

5. Cash and Cash Equivalents

	September 30, 2021	December 31, 2020
Cash on hand and in banks	₱18,522,599	₱14,790,197
Short-term deposits	14,078,467	23,909,348
	₱32,601,066	₱38,699,545

Cash in banks earn interest at floating rates based on daily bank deposit rates. Short-term deposits are made for varying periods depending on the immediate cash requirements of the Group and earn interest at the respective short-term deposits rates.

6. Trade and Other Receivables

	September 30, 2021	December 31, 2020
Trade receivables - net of allowance for expected credit losses	₱19,033,297	₱15,450,006
Others:		
Dividends receivable	—	1,498,000
Advances to contractors	376,533	226,123
Non-trade receivable	4,511,410	3,766,426
Interest receivable	23,169	33,893
PSALM deferred adjustment	1,042,861	1,042,861
	₱24,987,270	₱22,017,309

Trade and other receivables are noninterest-bearing and are generally on 10 - 30 days' term.

Non-trade receivable relates mostly to claims from insurance against the property damage and business interruption insurance policies of TSI, and receivable of GMEC from National Grid Corporation of the Philippines (NGCP) related to the sale of transmission assets in 2019 and advances to partners in GMEC.

7. Other Current Assets

	September 30, 2021	December 31, 2020
Restricted cash	₱4,741,000	₱5,324,213
Input VAT	1,249,827	1,972,706
Prepaid expenses	2,256,354	561,739
Advances to National Grid Corporation of the Philippines (NGCP)	615,785	1,167,296
Prepaid tax	1,069,582	1,352,645
Others	76,490	101,049
	₱10,009,038	₱10,479,648

Restricted cash represents proceeds from sale of power under the control of trustees of TVI and TSI's lenders as per loan agreement. The asset will be used to pay the current portion of loans payable, interest payments and operating costs in the following period.

Advances to NGCP pertain to TVI's cost of installation of substation and transmission facilities which are subject for reimbursement after completion of the project in 2020.

Prepaid expenses mainly include prepayments for insurance and real property taxes.

8. Investments and Advances

	September 30, 2021	December 31, 2020
Acquisition cost:		
Balance at beginning of period	₱60,470,649	₱58,144,997
Additions during the period	954,384	2,332,591
Step acquisition to subsidiary	(77)	—
Redemptions during the period	(14,413)	(6,939)
Balance at end of period	61,410,543	60,470,649
Accumulated equity in net earnings:		
Balance at beginning of period	2,482,442	3,345,164
Share in net earnings	7,111,247	2,675,136
Step acquisition to subsidiary	1,082	—
Dividends received or receivable	(5,958,908)	(3,537,858)
Balance at end of period	3,635,863	2,482,442
Share in net unrealized valuation gain on FVOCI investment of an associate	98,602	98,602
Share in actuarial gains on defined benefit plans of associates and joint ventures	7,607	8,748
Share in cumulative translation adjustments of associates and joint ventures	57,637	(684,042)
	163,846	(576,692)
	65,210,252	62,376,399
Less allowance for impairment losses	568,125	568,125
Investments at equity	64,642,127	61,808,274
Advances	38,911	20,527
	₱64,681,038	₱61,828,801

2021

In 2021, the Group, through TPI and ATI, made capital contributions to GNPD amounting to ₱952.1 million.

In 2021, the Group made capital contributions to MEC amounting to ₱2.2 million.

In 2021, AEV Aviation, Inc. (AAI) redeemed 6,406 RPS held by the Company for ₱6.4 million.

In 2021, the Group, through Aboitiz Renewables, Inc. acquired 100% of La Filipina Elektrika, Inc. (LFEI) from TPI (40%) and La Filipina Uy Gongco Corporation (60%) at its par value of ₱192,500. As a result, LFEI (formerly an associate) became a subsidiary.

The Group's associates and joint ventures and the corresponding equity ownership as of September 30, 2021 and December 31, 2020 are as follows:

	Nature of Business	Percentage of ownership	
		September 30, 2021	December 31, 2020
Manila-Oslo Renewable Enterprise, Inc. (MORE) ¹	Holding company	83.33	83.33
GNPower Dinginin Ltd. Co. (GNPD) ²	Power generation	70.00	70.00
AA Thermal, Inc. (ATI)	Holding company	60.00	60.00
Hijos de F. Escaño, Inc. (Hijos)	Holding company	46.73	46.73
Mazzaraty Energy Corporation (MEC)	Retail electricity supplier	44.87	44.87
San Fernando Electric Light & Power Co., Inc. (SFELAPCO)	Power distribution	43.78	43.78
Pampanga Energy Ventures, Inc. (PEVI)	Holding company	42.84	42.84
La Filipina ElektriKa, Inc.*	Power generation	—	40.00
STEAG State Power, Inc. (STEAG)	Power generation	34.00	34.00
AEV Aviation, Inc. (AAI)	Service	26.69	26.69
Cebu Energy Development Corporation (CEDC)	Power generation	26.40	26.40
Redondo Peninsula Energy, Inc. (RPEI)*	Power generation	25.00	25.00
Southern Philippines Power Corporation (SPPC)	Power generation	20.00	20.00
Western Mindanao Power Corporation (WMPC)	Power generation	20.00	20.00

¹ Joint venture.

² GNPD change in ownership based on the Partnership Agreement.

* No commercial operations as of September 30, 2021

The principal place of business and country of incorporation of the Group's associates and joint venture are in the Philippines. Other than the changes highlighted, information about these associates and joint ventures are the same as those presented in the December 31, 2020 audited financial statements.

The carrying values of investments, which are accounted for under the equity method follow:

	September 30, 2021	December 31, 2020
ATI	₱26,012,724	₱24,146,045
GNPD	21,479,028	17,713,271
MORE	8,294,157	10,653,803
STEAG	3,230,347	3,855,162
CEDC	3,498,613	3,409,799
RPEI	519,852	522,347
PEVI	585,325	532,796
SFELAPCO	449,118	395,698
Hijos	212,038	213,524
WMPC	164,354	168,244
SPPC	51,051	53,246
Others	145,520	144,339
	₱64,642,127	₱61,808,274

9. Joint Operations

Name of Joint Operation	Nature of Business	Percentage of Ownership	
		September 30, 2021	December 31, 2020
Pagbilao Energy Corporation (PEC)	Power generation	50%	50%

** PEC's principal place of business and country of incorporation is the Philippines;*

On May 15, 2014, the Group entered into a shareholders' agreement with TPEC Holdings Corporation (TPEC) for the development, construction and operation of the 400 MW Pagbilao Unit III in Pagbilao, Quezon through PEC. TPI and TPEC both agreed to provide their respective capital contributions and subscribe to common shares such that each stockholder owns 50% of the issued and outstanding shares of stock of PEC.

The financial and operating activities of the operation are jointly controlled by the participating shareholders and are primarily designed for the provision of output to the shareholders.

The Group's share of assets, liabilities, revenue, expenses and cash flows of a joint operation are included in the unaudited interim condensed consolidated financial statements on a line-by-line basis.

10. Intangible Assets

September 30, 2021

	Goodwill	Service concession rights	Franchise	Project development costs	Customer contracts	Software and licenses	Total
Cost:							
Balances at beginning of period	₱38,812,852	₱5,411,326	₱3,078,431	₱702,671	₱60,068	₱538,776	₱48,604,124
Additions	—	24,279	—	74,950	—	22,263	121,492
Exchange differences	2,351,547	61,580	—	—	—	—	2,413,127
Balances at end of period	41,164,399	5,497,185	3,078,431	777,621	60,068	561,039	51,138,743
Accumulated amortization:							
Balances at beginning of period	—	3,403,951	583,620	—	60,068	277,099	4,324,738
Amortization	—	260,087	57,720	—	—	47,969	365,776
Balances at end of period	—	3,664,038	641,340	—	60,068	325,068	4,690,514
Net book values	₱41,164,399	₱1,833,147	₱2,437,091	₱777,621	₱—	₱235,971	₱46,448,229

11. Trade and Other Payables

	September 30, 2021	December 31, 2020
Trade payables	₱13,175,670	₱9,266,804
Output VAT	3,290,921	3,370,163
Amounts due to contractors and other third parties	633,608	397,707
PSALM deferred adjustment	1,042,861	1,042,861
Accrued expenses:		
Interest	1,183,243	2,134,625
Materials and supplies cost	66,087	66,087
Taxes and fees	914,827	896,429
Claims conversion costs	65,192	105,627
Insurance	25,163	21,464
Dividends payable (see Note 22)	172,220	235,538
Unearned revenues	36,680	37,337
Customers' deposit	26,583	23,378
Nontrade	967,057	329,490
Others	284,498	444,288
	₱21,884,610	₱18,371,798

Trade payables are noninterest-bearing and generally on 30-day terms.

Accrued taxes and fees represent accrual of real property tax, transfer tax and other fees.

Amounts due to contractors and other third parties include liabilities arising from construction projects.

Others include withholding taxes and other liabilities and are generally payable within 12 months from the balance sheet date.

12. Short-term Loans

		September 30, 2021	December 31, 2020
Peso loans - financial institutions - unsecured	1.95% - 4.92% in 2021 2.00% - 4.92% in 2020	₱10,997,000	₱11,717,000
Temporary advances		41,310	26,413
		₱11,038,310	₱11,743,413

The bank loans are unsecured short-term notes payable obtained from local banks. These loans are covered by the respective borrower's existing credit lines with the banks and are not subject to any significant covenants and warranties.

13. Long-term Debts

	2021 Interest Rate	2020 Interest Rate	September 30, 2021	December 31, 2020
Company:				
Bonds (see Note 14)	3.13% to 8.51%	3.13% to 8.51%	₱38,000,000	₱40,000,000
Financial institutions - unsecured	4.00% to 5.28%	5.28%	10,950,000	4,950,000
Financial institutions - unsecured	LIBOR + 1.20%	LIBOR + 1.20%	2,805,000	14,406,900
Subsidiaries:				
GMEC				
Financial institutions - unsecured	LIBOR + 1.7% - 4.85%	LIBOR + 1.7% - 4.00%	36,587,236	33,711,803
TMI				
Financial institutions - secured	4.54%	—	780,000	—
TVI				
Financial institutions - secured	5.56% to 9.00%	5.56% to 9.00%	26,947,493	29,418,667
AESI				
Financial institutions - secured	4.87%	4.87%	594,000	600,000
TSI				
Financial institutions - secured	5.26%	5.26%	18,314,624	18,729,025
APRI				
Financial institutions - secured	4.25% - 5.20%	4.48% - 5.20%	5,623,920	6,873,920
Hedcor Bukidnon				
Financial institutions - secured	4.00% - 5.34%	4.00% - 5.34%	8,714,717	9,315,000
TPVI				
Financial institutions - unsecured	3.32%-5.06%	3.32%-5.06%	1,500,000	1,500,000
Hedcor Sibulan				
Fixed rate corporate notes - unsecured	4.63% - 5.42%	4.63% - 5.42%	3,702,401	3,702,401
HI				
Financial institution - secured	7.41%	7.41%	423,000	423,000
Financial institution - secured	7.87%	7.87%	1,077,000	1,207,000
VECO				
Financial institution - unsecured	4.73% - 4.81%	4.73% - 4.81%	579,000	579,000
LHC				
Financial institutions - secured	LIBOR + 2.00%	LIBOR + 2.00%	175,950	271,330
DLP				
Financial institution - unsecured	4.73% to 4.92%	4.73% to 4.92%	434,250	434,250
AI				
AEV - unsecured	3.50%	3.50%	300,000	300,000
SEZ				
Financial institution - unsecured	5.00%	5.00%	—	56,500
CLP				
Financial institution - unsecured	4.73% to 4.92%	4.73% to 4.92%	86,850	86,850
Joint operation (see Note 9)				
Financial institutions - secured	5.77% - 6.27%	5.50% - 8.31%	11,146,344	12,251,259
			168,741,785	178,816,905
Less deferred financing costs			1,365,593	1,495,573
			167,376,192	177,321,332
Less current portion - net of deferred			22,773,825	17,254,213
			₱144,602,367	₱160,067,119

In September 2021, the Company settled its 2014 Series 'B' Bonds by prepaying ₱3.4 billion twelve-year bond maturing in 2026 and paying as scheduled its ₱6.6 billion ten-year bond.

In April and July 2021, the Company prepaid a total of \$245.0 million of the \$300.0 million syndicated bridge loan facility availed in 2019 to finance the AA Thermal, Inc. acquisition. This loan is due in 2024.

Loss on extinguishment of the above loans amounted to ₱447.5 million included as part of the "Interest expense and other financing costs" account in the interim consolidated statement of income for the period ended September 30, 2021.

In July 2021, the Company availed ₱6.00 billion 5-year fixed-rate notes due 2026 at an annual fixed rate equivalent to 4%.

In March 2021, the Company issued another ₱8.00 billion 5-year bond due 2026 at an annual fixed rate equivalent to 3.82% as part of the first tranche of its ₱30.00 billion debt securities program.

In March 2021, TMI availed of a new loan for a total of ₱780.0 million.

Loan covenants

The loan agreements on long-term debt of the Group provide for certain restriction with respect to, among others, mergers or consolidations or other material changes in their ownership, corporate set-up or management, investment and guaranties, incurrence of additional debt, disposition of mortgage of assets, payment of dividends, and maintenance of financial ratios at certain levels.

These restrictions and requirements were complied with by the Group based on each loan covenant required as of calculation date.

14. Debt Securities

As of September 30, 2021, the Company registered and issued peso-denominated fixed-rate retail bonds totaling ₱38.0 billion under the following terms:

<u>Maturity</u>	<u>Interest Rate (p.a.)</u>	<u>Amount</u>
10-year bonds to mature on July 3, 2027	5.34%	₱3,000,000
5.25-year bonds to mature on January 25, 2024	7.51%	7,700,000
7-year bonds to mature on October 25, 2028	8.51%	2,500,000
7-year bonds to mature on October 14, 2026	5.28%	7,250,000
2-year bonds to mature on July 6, 2022	3.13%	9,000,000
5-year bonds to mature on July 6, 2025	3.94%	550,000
5-year bonds to mature on March 16, 2026	3.82%	8,000,000
		<u>₱38,000,000</u>

15. Operating Expenses

	For the periods ended September 30	
	2021	2020
Cost of purchased power	₱29,094,492	₱23,669,136
Cost of generated power	20,734,530	17,896,769
Depreciation and amortization	8,378,668	8,124,636
General and administrative	6,894,392	6,016,254
Operations and maintenance	7,396,770	6,145,671
	₱72,498,852	₱61,852,466

16. Other Income (Expenses)

	For the periods ended September 30	
	2021	2020
Surcharges	₱468,519	₱315,159
Non-utility operating income	104,635	166,912
Rental income	84,707	29,296
Losses on disposal of property, plant and equipment	(31,338)	(66,992)
Net foreign exchange gain (loss)	(1,247,604)	1,480,964
Others - net	1,077,353	599,615
	₱456,272	₱2,517,714

Included in "Net foreign exchange gain (loss)" are the net gains and losses relating to currency forward transactions.

"Others" include other non-recurring items like sale of scrap and sludge oil.

17. Earnings Per Common Share

Basic and diluted earnings per common share amounts were computed as follows:

	For the periods ended September 30	
	2021	2020
a. Net income attributable to equity holders of the parent	₱15,686,985	₱7,005,701
b. Weighted average number of outstanding shares	7,358,604,307	7,358,604,307
Basic and diluted earnings per share	₱2.13	₱0.95

There are no dilutive potential common shares for the nine-month periods ended September 30, 2021 and 2020.

18. Operating Segment Information

Operating segments are components of the Group that engage in business activities from which they may earn revenues and incur expenses, whose operating results are regularly reviewed by the Group's Chief Operating Decision Maker (CODM) to make decisions about how resources are to be allocated to the segment and assess their performances, and for which discrete financial information is available.

For purposes of management reporting, the Group's operating businesses are organized and managed separately according to services provided, with each segment representing a strategic business segment. The Group's identified operating segments, which are consistent with the segments reported to the BOD, which is the Group's CODM, are as follows:

- "Power Generation" segment, which is engaged in the generation and supply of power to various customers under power supply contracts, ancillary service procurement agreements and for trading in WESM;
- "Power Distribution" segment, which is engaged in the distribution and sale of electricity to the end-users; and
- "Parent Company and Others", which includes the operations of the Company, retail electricity sales to various off takers that are considered to be eligible contestable customers and electricity related services of the Group such as installation of electrical equipment.

The power generation segment's revenue from contracts with customers is mainly from power supply contracts. Set out below is the disaggregation of the Group's revenue from contracts with customers:

January - September 2021

	Power Generation	Power Distribution	Parent and Others	Total
Revenue from power supply contracts	₱36,367,569	₱-	₱-	₱36,367,569
Revenue from distribution services	-	32,476,789	-	32,476,789
Revenue from retail electricity sales	-	-	14,508,709	14,508,709
Revenue from non-power supply contracts	10,186,176	-	-	10,186,176
Revenue from technical and management services	-	-	62,331	62,331
	₱46,553,745	₱32,476,789	₱14,571,040	₱93,601,574

January - September 2020

	Power Generation	Power Distribution	Parent and Others	Total
Revenue from power supply contracts	₱32,551,069	₱-	₱-	₱32,551,069
Revenue from distribution services	-	31,336,833	-	31,336,833
Revenue from retail electricity sales	-	-	11,696,258	11,696,258
Revenue from non-power supply contracts	5,432,401	-	-	5,432,401
Revenue from technical and management services	-	-	112,980	112,980
	₱37,983,470	₱31,336,833	₱11,809,238	₱81,129,541

The revenue from contracts with customers is consistent with the revenue with external customers presented in Segment information.

The Group has only one geographical segment as all of its assets are located in the Philippines. The Group operates and derives principally all of its revenue from domestic operations. Thus, geographical business information is not required.

Management monitors the operating results of its segments separately for the purpose of making decisions about resource allocation and performance assessment. Segment revenue and segment expenses are measured in accordance with PFRSs. The presentation and classification of segment revenue and segment expenses are consistent with the unaudited interim condensed consolidated statements of income. Interest expense and other financing costs, depreciation and amortization expense and income taxes are managed on a per segment basis.

The Group has inter-segment revenues in the form of management fees as well as inter-segment sales of electricity which are eliminated in consolidation. The transfers are accounted for at competitive market prices on an arm's-length transaction basis.

Adjustments as shown below include items not presented as part of segment assets and liabilities.

Financial information on the operations of the various business segments are summarized as follows:

September 30, 2021

	Power Generation	Power Distribution	Parent Company/ Others	Eliminations and Adjustments	Consolidated
REVENUE					
External	₱46,553,745	₱32,476,789	₱14,571,040	₱—	₱93,601,574
Inter-segment	20,431,003	1,336,899	663,491	(22,431,393)	—
Total Revenue	₱66,984,748	₱33,813,688	₱15,234,531	(₱22,431,393)	₱93,601,574
Segment Results	₱16,967,142	₱4,203,758	(₱68,178)	₱—	₱21,102,722
Unallocated corporate income - net	(306,261)	744,211	18,322	—	456,272
INCOME FROM OPERATIONS	16,660,881	4,947,969	(49,856)	—	21,558,994
Interest expense and other financing	(7,041,481)	(450,758)	(2,802,605)	—	(10,294,844)
Interest income	94,553	4,888	157,402	—	256,843
Share in net earnings of associates and joint ventures	6,900,656	208,479	18,945,357	(18,943,245)	7,111,247
Provision for income tax	(698,440)	(783,888)	(159,106)	—	(1,641,434)
NET INCOME	₱15,916,169	₱3,926,690	₱16,091,192	(₱18,943,245)	₱16,990,806
OTHER INFORMATION					
Investments	₱63,250,126	₱1,045,432	₱186,568,598	(₱186,222,029)	₱64,642,127
Segment Assets	₱300,108,502	₱35,314,795	₱216,138,882	(₱146,410,653)	₱405,151,526
Segment Liabilities	₱169,535,322	₱28,813,330	₱66,001,043	(₱13,135,780)	₱251,213,915
Depreciation and Amortization	₱7,367,405	₱865,474	₱37,025	₱108,764	₱8,378,668

September 30, 2020

	Power Generation	Power Distribution	Parent Company/ Others	Eliminations and Adjustments	Consolidated
REVENUE					
External	₱37,983,470	₱31,336,833	₱11,809,238	₱—	₱81,129,541
Inter-segment	16,966,491	824,306	1,065,694	(18,856,491)	—
Total Revenue	₱54,949,961	₱32,161,139	₱12,874,932	(₱18,856,491)	₱81,129,541
Segment Results	₱14,918,671	₱4,129,840	₱228,564	₱—	₱19,277,075
Unallocated corporate income - net	1,368,504	610,028	539,182	—	2,517,714
INCOME FROM OPERATIONS					
Interest expense and other financing	(7,818,765)	(532,088)	(2,263,987)	—	(10,614,840)
Interest income	327,652	45,474	167,109	—	540,235
Share in net earnings of associates and joint ventures	1,499,896	187,613	8,893,393	(8,870,934)	1,709,968
Provision for income tax	(3,425,612)	(1,180,927)	(179,143)	—	(4,785,682)
NET INCOME	₱6,870,346	₱3,259,940	₱7,385,118	(₱8,870,934)	₱8,644,470
OTHER INFORMATION					
Investments	₱62,285,744	₱1,029,766	₱165,227,603	(₱164,884,157)	₱63,658,956
Segment Assets	₱295,078,044	₱35,526,173	₱198,939,476	(₱125,436,095)	₱404,107,598
Segment Liabilities	₱179,506,838	₱29,094,885	₱77,202,233	(₱10,378,962)	₱275,424,994
Depreciation and Amortization	₱7,166,476	₱815,217	₱34,179	₱108,764	₱8,124,636

19. Financial Risk Management Objectives and Policies

The Group's principal financial instruments comprise cash and cash equivalents and long-term debts. The main purpose of these financial instruments is to raise finances for the Group's operations. The Group has various other financial instruments such as trade and other receivables, investments in equity securities, short-term loans, trade and other payables, lease liabilities, long-term obligation on power distribution system and customers' deposits, which generally arise directly from its operations.

The Group also enters into derivative transactions, particularly foreign currency forwards, to economically hedge its foreign currency risk from foreign currency denominated liabilities and purchases and interest rate swap agreement to hedge its floating rate exposure on its foreign currency-denominated loan.

Risk Management Structure

The BOD is mainly responsible for the overall risk management approach and for the approval of risk strategies and principles of the Group.

Financial risk committee

The Financial Risk Committee has the overall responsibility for the development of risk strategies, principles, frameworks, policies and limits. It establishes a forum of discussion of the Group's approach to risk issues in order to make relevant decisions.

Treasury service group

The Treasury Service Group is responsible for the comprehensive monitoring, evaluating and analyzing of the Group's risks in line with the policies and limits.

The main risks arising from the Group's financial instruments are interest rate risk, credit risk, liquidity risk, commodity price risk and foreign exchange risk.

Market Risk

The risk of loss, immediate or over time, due to adverse fluctuations in the price or market value of instruments, products, and transactions in the Group's overall portfolio (whether on or off-balance sheet) is market risk. These are influenced by foreign and domestic interest rates, foreign exchange rates and gross domestic product growth.

Liquidity risk

Liquidity risk is the risk that an entity in the Group will be unable to meet its obligations as they become due. The Group manages liquidity risk by effectively managing its working capital, capital expenditure and cash flows, making use of a centralized treasury function to manage pooled business unit cash investments and borrowing requirements.

In managing its long-term financial requirements, the Group's policy is that not more than 25% of long-term borrowings should mature in any twelve-month period. 14.60% of the Group's debt will mature in less than one year as of September 30, 2021 (December 31, 2020: 10.90%). For its short-term funding, the Group's policy is to ensure that there are sufficient working capital inflows to match repayments of short-term debt.

The financial assets that will be principally used to settle the financial liabilities presented in the following table are from cash and cash equivalents and trade and other receivables. Cash and cash equivalents can be withdrawn anytime while trade and other receivables are expected to be collected/realized within one year.

The following table summarizes the maturity profile of the Group's financial liabilities as of September 30, 2021 based on contractual undiscounted principal payments:

	Total carrying value	Contractual undiscounted principal payments				
		Total	On demand	<1 year	1 to 5 years	> 5 years
Short-term loans	₱11,038,310	₱11,038,310	₱—	₱11,038,310	₱—	₱—
Trade and other payables*	17,956,807	17,960,863	2,436,838	15,208,805	315,220	—
Long-term debts	167,376,192	168,741,785	—	22,943,716	83,200,285	62,597,784
Customers'	7,142,348	7,142,348	—	171	429,403	6,712,774
Lease liabilities	35,490,334	45,754,101	—	10,849,520	30,017,977	4,886,604
Long-term obligation on PDS	200,008	320,000	—	40,000	200,000	80,000
Derivative	511,859	511,859	—	238,539	273,320	—
	₱239,715,858	₱251,469,266	₱2,436,838	₱60,319,061	₱114,436,205	₱74,277,162

*Include the noncurrent portion of the PSALM deferred adjustment presented under noncurrent liabilities in the unaudited interim consolidated balance sheet.

Commodity swap contracts

In 2018, TLI entered into commodity swap contracts to hedge the price volatility of forecasted coal purchases. The commodity swaps do not result in physical delivery of coal, but are designated as cash flow hedges to offset the effect of price changes in coal. TLI hedges approximately 30% of its expected coal purchases considered to be highly probable. There is an economic relationship between the hedged items and the hedging instruments as the terms of the foreign currency forward and commodity swap contracts match the terms of the expected highly probable forecasted transactions.

Interest rate risk

The Group's exposure to market risk for changes in interest rates relates primarily to its long-term debt obligations. To manage this risk, the Group determines the mix of its debt portfolio as a function of the level of current interest rates, the required tenor of the loan, and the general use of the proceeds of its various fund raising activities. As of September 30, 2021, 11% of the Group's long-term debt had annual floating interest rates ranging from 1.32% to 2.27%, and 89% have annual fixed interest rates ranging from 4.00% to 9.00%. As of December 31, 2020, 16% of the Group's long-term debt had annual floating interest rates ranging from 3.09% to 4.81%, and 84% have annual fixed interest rates ranging from 4.05% to 9.00%.

The following tables set out the carrying amounts, by maturity, of the Group's financial instruments that are exposed to cash flow interest rate risk:

As of September 30, 2021

	<1 year	1-5 years	>5 years	Total
Floating rate - long-term debt	₱1,150,946	₱7,324,378	₱9,330,440	₱17,805,764

As of September 30, 2020

	<1 year	1-5 years	>5 years	Total
Floating rate - long-term debt	₱1,769,848	₱22,008,289	₱3,510,251	₱27,288,388

Interest on financial instruments classified as floating rate is repriced at intervals of less than one year. Interest on financial instruments classified as fixed rate is fixed until the maturity of the instrument. The other financial instruments of the Group that are not included in the above tables are non-interest-bearing and are therefore not subject to interest rate risk. The Group's derivative assets and liabilities are subject to fair value interest rate risk.

The interest expense and other financing costs recognized according to source are as follows:

	For the period ended September 30	
	2021	2020
Short-term loans and long-term debt	₱7,671,885	₱8,256,917
Lease liabilities (Note 21)	2,007,517	2,192,202
Loss on loan extinguishment (Note 13)	447,502	—
Customers' deposits	2,186	940
Other long-term obligations	165,754	164,781
	₱10,294,844	₱10,614,840

The following table demonstrates the sensitivity to a reasonably possible change in interest rates, with all other variables held constant, of the Group's income before tax (through the impact on floating rate borrowings):

	Increase (decrease) in basis points	Effect on income before tax
September 2021	100	(₱178,058)
	(50)	89,029
September 2020	200	(₱545,768)
	(100)	272,884

There is no other impact on the Group's equity other than those already affecting the unaudited interim condensed consolidated statements of income.

Foreign exchange risk

The foreign exchange risk of the Group pertains significantly to its foreign currency denominated obligations. To manage its foreign exchange risk, stabilize cash flows and improve investment and cash flow planning, the Group enters into foreign currency forward contracts aimed at reducing and/or managing the adverse impact of changes in foreign exchange rates on financial performance and cash flows. Foreign currency denominated borrowings account for 27% and 32% of total consolidated borrowings as of September 30, 2021 and December 31, 2020.

Presented below are the Group's foreign currency denominated financial assets and liabilities as of September 30, 2021 and December 31, 2020, translated to Philippine Peso:

	September 30, 2021		December 31, 2020	
	US Dollar	Philippine Peso equivalent ¹	US Dollar	Philippine Peso equivalent ²
Financial assets:				
Cash and cash equivalents	\$69,897	₱3,564,747	\$156,869	₱7,533,320
Trade and other receivables	3,605	183,855	461	22,139
Total financial assets	73,502	3,748,602	157,330	7,555,459
Financial liabilities:				
Short-term loans	810	41,310	550	26,413
Trade and other payables	35,967	1,834,317	39,054	1,875,490
Long-term debt	55,000	2,805,000	300,000	14,406,900
Lease liabilities	340,471	17,364,003	394,341	18,937,438
Total financial liabilities	432,248	22,044,630	733,945	35,246,241
Total net financial liabilities	(\$358,746)	(₱18,296,028)	(\$576,615)	(₱27,690,782)

¹\$1 = 51.00

²\$1 = 48.02

The following table demonstrates the sensitivity to a reasonably possible change in the US dollar exchange rates, with all other variables held constant, of the Group's income before tax as of September 30:

	Increase (decrease)	Effect on income
2021		
US Dollar denominated accounts	US Dollar strengthens by 5%	(₱914,801)
US Dollar denominated accounts	US Dollar weakens by 5%	914,801
2020		
US Dollar denominated accounts	US Dollar strengthens by 5%	(₱1,508,577)
US Dollar denominated accounts	US Dollar weakens by 5%	1,508,577

The increase in US Dollar rate represents the depreciation of the Philippine Peso while the decrease in US Dollar rate represents appreciation of the Philippine Peso.

There is no other impact on the Group's equity other than those already affecting the unaudited interim consolidated statements of comprehensive income.

Credit risk

For its cash investments (including restricted portion), financial assets at FVTPL and receivables, the Group's credit risk pertains to possible default by the counterparty, with a maximum exposure equal to the carrying amount of these investments. With respect to cash investments and financial assets at FVTPL, the risk is mitigated by the short-term and/or liquid nature of its cash investments mainly in bank deposits and placements, which are placed with financial institutions and entities of high credit standing. With respect to receivables, credit risk is controlled by the application of credit approval, limit and monitoring procedures. It is the Group's policy to only enter into transactions with credit-worthy parties to mitigate any significant concentration of credit risk. The Group ensures that sales are made to customers with appropriate credit history and it has internal mechanisms to monitor the granting of credit and management of credit exposures.

Concentration Risk

Credit risk concentration of the Group's receivables according to the customer category is summarized in the following table:

	September 30, 2021	December 31, 2020
Power distribution:		
Industrial	₱5,481,592	₱4,005,713
Residential	2,125,510	1,922,998
Commercial	980,830	1,144,382
City street lighting	620,721	764,702
Power generation:		
Power supply contracts	10,157,068	8,066,769
Non-power supply contracts	2,286,299	1,821,815
	₱21,652,020	₱17,726,379

Capital Management

Capital includes equity attributable to the equity holders of the parent. The primary objective of the Group's capital management is to ensure that it maintains a strong credit rating and healthy capital ratios in order to support its business and maximize shareholder value.

The Group manages its capital structure and makes adjustments to it, in light of changes in economic conditions. To maintain or adjust the capital structure, the Group may adjust the dividend payment to shareholders, return capital to shareholders or issue new shares.

The Group monitors capital using a gearing ratio, which is net debt divided by equity plus net debt. The Group's policy is to keep the gearing ratio at 70% or below. The Group determines net debt as the sum of interest-bearing short-term and long-term loans (comprising long-term debt and lease liabilities) less cash and short-term deposits (including restricted cash).

Gearing ratios of the Group as of September 30, 2021 and December 31, 2020 are as follows:

	September 30, 2021	December 31, 2020
Short-term loans	₱11,038,310	₱11,743,413
Long-term obligations	202,866,526	216,584,309
Cash and cash equivalents	(32,601,066)	(38,699,545)
Restricted cash	(4,741,000)	(5,324,213)
Net debt (a)	176,562,770	184,303,964
Equity	153,937,611	134,585,073
Equity and net debt (b)	330,500,381	318,889,037
Gearing ratio (a/b)	53.42 %	57.80 %

No changes were made in the objectives, policies or processes during the periods ended September 30, 2021 and December 31, 2020.

20. Financial Instruments

Fair Value of Financial Instruments

Fair value is defined as the amount at which the financial instrument could be sold in a current transaction between knowledgeable willing parties in an arm's length transaction, other than in a forced liquidation or sale. Fair values are obtained from quoted market prices, discounted cash flow models and option pricing models, as appropriate.

A financial instrument is regarded as quoted in an active market if quoted prices are readily available from an exchange, dealer, broker, pricing services or regulatory agency and those prices represent actual and regularly occurring market transactions on an arm's length basis. For a financial instrument with an active market, the quoted market price is used as its fair value. On the other hand, if transactions are no longer regularly occurring even if prices might be available and the only observed transactions are forced transactions or distressed sales, then the market is considered inactive. For a financial instrument with no active market, its fair value is determined using a valuation technique (e.g. discounted cash flow approach) that incorporates all factors that market participants would consider in setting a price.

Set out below is a comparison by category of carrying amounts and fair values of the Group's financial instruments whose fair values are different from their carrying amounts.

	September 30, 2021		December 31, 2020	
	Carrying Amounts	Fair Values	Carrying Amounts	Fair Values
Financial Asset				
PSALM deferred adjustment	₱1,358,081	₱1,259,233	₱2,140,226	₱1,939,398
Financial Liabilities				
Lease liabilities	₱35,490,334	₱33,665,249	₱39,262,977	₱37,907,883
Long-term debt - fixed rate	149,570,428	175,207,412	149,420,018	164,336,417
PSALM deferred adjustment	1,358,081	1,259,233	2,140,226	1,939,398
Long-term obligation on power distribution system	200,008	162,164	183,436	162,164
	₱186,618,851	₱210,294,058	₱191,006,657	₱204,345,862

The following methods and assumptions are used to estimate the fair value of each class of financial instruments:

Cash and cash equivalents, trade and other receivables, short-term loans and trade and other payables. The carrying amounts of cash and cash equivalents, trade and other receivables, short-term loans and trade and other payables approximate fair value due to the relatively short-term maturity of these financial instruments.

Fixed-rate borrowings. The fair value of fixed rate interest-bearing loans is based on the discounted value of future cash flows using the applicable rates for similar types of loans.

Floating-rate borrowings. Since repricing of the variable-rate interest bearing loan is done on a quarterly basis, the carrying value approximates the fair value.

Lease liabilities. The fair value of the lease liabilities was calculated by discounting future cash flows using applicable interest rates.

Long-term obligation on PDS and PSALM deferred adjustment. The fair value of the long-term obligation is calculated by discounting expected future cash flows at prevailing market rates.

Customers' deposits. The fair value of bill deposits approximates the carrying values as these deposits earn interest at the prevailing market interest rate in accordance with regulatory guidelines. The timing and related amounts of future cash flows relating to transformer and lines and poles deposits cannot be reasonably and reliably estimated for purposes of establishing their fair values using an alternative valuation technique.

Financial assets at FVTPL. These equity securities are carried at fair value.

Derivative financial instruments. The fair value of forward contracts is calculated by reference to prevailing interest rate differential and spot exchange rate as of valuation date, taking into account its remaining term to maturity. The fair value of the embedded prepayment options is determined using Binomial Option Pricing Model which allows for the specification of points in time until option expiry date. This valuation incorporates inputs such as interest rates and volatility. The fair value of

the interest rate swap and interest rate cap are determined by generally accepted valuation techniques with reference to observable market data such as interest rates.

The Group enters into non-deliverable short-term forward contracts with counterparty banks to manage its foreign currency risks associated with foreign currency-denominated liabilities and purchases.

The Group also entered into an interest rate swap agreement to fully hedge its floating rate exposure on its foreign currency-denominated loan and par forward contracts to hedge the floating rate exposure on foreign-currency denominated payments.

The Group also entered into commodity swap contracts to hedge the price volatility of its forecasted coal purchases.

The movements in fair value changes of all derivative instruments for the nine-month period ended September 30, 2021 and for the year ended December 31, 2020 are as follows:

	2021	2020
At beginning of period	(P1,788,802)	(P2,385,997)
Net changes in fair value of derivatives designated as cash flow hedges	6,150,169	1,107,316
Net changes in fair value of derivatives not designated as accounting hedges	71,248	(4,848)
Fair value of settled instruments	359,847	(505,273)
At end of period	P4,792,462	(P1,788,802)

Fair Value Hierarchy

The Group uses the following hierarchy for determining and disclosing the fair value of financial instruments by valuation technique:

Level 1: quoted (unadjusted) prices in active markets for identical assets or liabilities;

Level 2: other techniques for which all inputs which have a significant effect on the recorded fair value are observable, either directly or indirectly; and

Level 3: techniques which use inputs which have a significant effect on the recorded fair value that are not based on observable market data.

As of September 30, 2021, the Group held the following financial instruments that are measured and carried or disclosed at fair value:

	Total	Level 1	Level 2	Level 3
Carried at fair value:				
Derivative assets	P5,304,321	P-	P5,304,321	P-
Derivative liabilities	511,859	-	511,859	-
Disclosed at fair value:				
Lease liabilities	33,665,249	-	-	33,665,249
Long-term debt - fixed rate	175,207,412	-	-	175,207,412
Long-term obligation on PDS	162,164	-	-	162,164

During the nine-month period ended September 30, 2021, there were no transfers between level 1 and level 2 fair value measurements and transfers into and out of level 3 fair value measurement.

21. Leases

Set out below, are the carrying amounts of the Group's right-of-use assets and lease liabilities and the movements during the period:

	Land	Building	Power Plant	Equipment and Others	Total	Lease liabilities
As at January 1, 2021	₱2,822,342	₱71,638	₱32,504,564	₱82,094	₱35,480,638	₱39,262,977
Amortization expense	(128,174)	(17,744)	(785,951)	(6,229)	(938,098)	—
Interest expense	—	—	—	—	—	2,007,517
Payments	—	—	—	—	—	(7,935,161)
Others	—	—	—	220,852	220,852	2,155,000
As at September 30, 2021	₱2,694,168	₱53,894	₱31,718,613	₱296,717	₱34,763,392	₱35,490,334

Set out below, are the amounts recognized in the unaudited interim consolidated statements of income:

	For the periods ended September 30	
	2021	2020
Amortization expense of right-of-use assets	₱938,098	₱925,582
Interest expense on lease liabilities	2,007,517	2,192,202
Rent expense - short-term leases	49,585	58,218
	₱2,995,200	₱3,176,002

22. Retained Earnings

- On March 5, 2021, the BOD approved the declaration of regular cash dividends of ₱0.85 a share (₱6.25 billion) to all stockholders of record as of March 19, 2021. These dividends were paid on March 31, 2021.
- On March 5, 2021, the BOD also approved the reversal of a total of ₱13.60 billion retained earnings.
- On March 6, 2020, the BOD approved the declaration of regular cash dividends of ₱1.18 a share (₱8.68 billion) to all stockholders of record as of March 20, 2020. These dividends were paid on April 3, 2020.
- The balance of retained earnings includes the accumulated equity in net earnings of subsidiaries, associates and joint arrangements amounting to ₱70.40 billion and ₱65.96 billion as at September 30, 2021 and December 31, 2020, respectively. Such amounts are not available for distribution until such time that the Company receives the dividends from the respective subsidiaries, associates and joint arrangements.

23. Disclosures

1. COVID 19

The Philippines has been placed in a stringent community quarantine, varying in terms of degree and location since the COVID-19 outbreak in 2020. The community quarantine negatively affects business, especially those that are not considered essentials.

The Group has experienced the negative effect of the COVID-19 pandemic in its 2020 operations, but on a lesser magnitude. This includes lower energy dispatch level because of the decreased demand during the community quarantines as well as certain delays in terms of collections of energy billings because of the staggered payment scheme implemented by the Energy Regulatory Commissions in 2020. In addition, because of the decrease in energy demand, market prices are down. Significant improvements have been felt in the latter part of 2020, as the economy started to improve, and has been continuing during the first nine months of 2021.

The Group has an in-placed and extensive business continuity plan on similar risk, including the lay out of the necessary steps that will help address or minimize the Group's business exposures. However, considering the evolving nature of this outbreak, the Group will continue to monitor the situation and adjust the steps it is currently implementing in subsequent periods.

2. Seasonality of Interim Operations

Operations of hydropower plants are generally affected by climatic seasonality. Seasonality and location have a direct effect on the level of precipitation. In Luzon where rainy and summer seasons are more pronounced, higher rainfall is normally experienced in the months of June to September. As such, the hydropower plants located in Luzon operate at their maximum capacity during this period. In contrast, the hydropower plants in Mindanao experience a well-distributed rainfall throughout the year, with a slightly better precipitation during the months of December to April. This precipitation seasonality greatly affects subsidiary companies HI, HSI, Hedcor Tudaya, Hedcor Sabangan and LHC, which operate 'run-of-river' hydropower plants since these plants do not have any means to impound water.

Any unexpected change in the seasonal aspects will have no material effect on the Group's financial condition or results of operations.

3. Pagbilao IPP Administration Agreement

TLI and PSALM executed the IPP Administration Agreement wherein PSALM appointed TLI to manage the 700MW contracted capacity (the "Capacity") of NPC in the coal-fired power plant in Pagbilao, Quezon.

The IPP Administration Agreement includes the following obligations TLI would have to perform until the transfer date of the power plant (or the earlier termination of the IPP Administration Agreement):

- a. Supply and deliver all fuel for the power plant in accordance with the specifications of the original Energy Conservation Agreement (ECA); and
- b. Pay to PSALM the monthly payments (based on the bid) and energy fees (equivalent to the amount paid by NPC to the IPP).

TLI has the following rights, among others, under the IPP Administration Agreement:

- a. The right to receive, manage and control the Capacity of the power plant for its own account and at its own cost and risk;
- b. The right to trade, sell or otherwise deal with the Capacity (whether pursuant to the spot market, bilateral contracts with third parties or otherwise) and contract for or offer related ancillary services, in all cases for its own account and its own risk and cost. Such rights shall carry the rights to receive revenues arising from such activities without obligation to account therefore to PSALM or any third party;
- c. The right to receive the transfer of the power plant at the end of the IPP Administration Agreement (which is technically the end of the ECA) for no consideration; and
- d. The right to receive an assignment of NPC's interest to existing short-term bilateral Power Supply Contract from the effective date of the IPP Administration Agreement the last of which were scheduled to end in November 2011.

4. Property, Plant and Equipment

During the nine-month period ended September 30, 2021, the Group's additions to property, plant and equipment amounted to ₱4.44 billion.

5. Dividends to Non-controlling Interests

The Group's material partly-owned subsidiary VECO paid cash dividends amounting to ₱938.1 million and ₱952.7 million to non-controlling interests during the nine-month periods ended September 30, 2021 and 2020, respectively.

6. Material Events and Changes

₱8 billion bond issuance

The Company issued the first tranche of its 30 billion debt securities program, equivalent to ₱8 billion in March 2021. The Fixed Rate "Series A Bonds" has an interest rate of 3.8224% per annum maturing in 2026. The bonds have been rated PRS Aaa by PhilRatings.

On September 30, 2021, the Company filed the application with the Securities and Exchange Commission (SEC) for the issuance of the second tranche of its Php30 billion fixed-rate retail bonds registered on March 1, 2021 under the shelf registration program of SEC (the "Second Tranche Bonds"). The Second Tranche Bonds, with an aggregate principal amount of up to ₱12 billion, including oversubscription, is expected to be issued in the fourth quarter of 2021, in one or two series.

7. Contingencies

The Group is a party to certain proceedings and legal cases with other parties in the normal course of business. The ultimate outcome of these proceedings and legal cases cannot be presently determined. Management, in consultation with its legal counsels, believes that it has substantial legal and factual bases for its positions and is currently of the opinion that the likely outcome of these proceedings and legal cases will not have a material adverse effect on the Group's financial position and operating results. It is possible, however, that the future results of operations could be materially affected by changes in estimates or in the effectiveness of the strategies relating to these proceedings and legal cases.

The Company obtained Standby Letters of Credit and is acting as surety for the benefit of certain associates and a subsidiary in connection with loans and credit accommodations.

9. Application of the Provisions of Corporate Recovery and Tax Incentives for Enterprises (CREATE) Act

On March 26, 2021, the Office of the President of the Philippines signed into law the CREATE Act to attract more investments and maintain fiscal prudence and stability in the Philippines. RA 11534 or the CREATE Act introduces reforms to the corporate income tax and incentives systems. It takes effect 15 days after its complete publication in the Official Gazette or in a newspaper of general circulation or April 11, 2021.

The following are the key changes to the Philippine tax law pursuant to the CREATE Act which have an impact on the consolidated financial statements of the Group as of and for the year ended December 31, 2020 because of their retroactive effect:

- Effective July 1, 2020, regular corporate income tax (RCIT) rate is reduced from 30% to 25% for domestic and resident foreign corporations. For domestic corporations with net taxable income not exceeding ₱5 million and with total assets not exceeding ₱100 million (excluding land on which the business entity's office, plant and equipment are situated) during the taxable year, the RCIT rate is reduced to 20%.
- Minimum corporate income tax rate reduced from 2% to 1% of gross income effective July 1, 2020 to June 30, 2023.

As clarified by the Philippine Financial Reporting Standards Council in its Philippine Interpretations Committee Q&A No. 2020-07, the CREATE Act was not considered substantively enacted as of December 31, 2020 even though some of the provisions have retroactive effect to July 1, 2020. The passage of the CREATE Act into law on March 26, 2021 is considered as a non-adjusting subsequent event in the consolidated financial statements of the Group as of and for the year ended December 31, 2020. Accordingly, current and deferred income taxes continued to be computed and measured using the applicable income tax rates as of December 31, 2020 (i.e., 30% RCIT / 2% MCIT) for financial reporting purposes.

The Group reflected the changes in the current and deferred income taxes in its unaudited interim condensed consolidated financial statements as of and for the nine-month period ended September 30, 2021, including the retroactive effect of the change in tax rates arising from the CREATE Act, reducing provisions for current and deferred income tax by ₱333 million.

SCHEDULE A - USE OF PROCEEDS1) Series "E" and "F" of the Thirty Billion Shelf Registration issued in 2020

As of September 30, 2021, the proceeds from the 2020 bonds were fully utilized for the following:

Name of Project	Projected Usage (Per Prospectus)	Actual Usage
Reimburse Previous Equity Contributions to GNPD through AA Thermal and TPI	6,736,749	6,736,749
Fund Succeeding Equity Infusions in AA Thermal and TPI	2,082,873	2,522,627
General corporate purposes	614,889	177,077
Bond issuance costs	115,489	113,547
TOTAL	9,550,000	9,550,000

	Per Final Prospectus	Actual
Gross proceeds	9,550,000	9,550,000
Net proceeds	9,434,511	9,436,453

Balance of the proceeds as of September 30, 2021:	—
---	---

2) Series "A" of the Thirty Billion Shelf Registration issued in 2021

As of September 30, 2021, the proceeds from the 2021 bonds were fully utilized for the following:

Name of Project	Projected Usage (Per Prospectus)	Actual Usage
Redemption of the 2014 Series A Bonds Maturing in 2021	6,600,000	6,600,000
Partial Funding for the Early Redemption of the 2014 Series B Bonds Originally Maturing in 2026	1,295,303	1,303,093
Bond issuance costs	104,697	96,907
TOTAL	8,000,000	8,000,000

	Per Final Prospectus	Actual
Gross proceeds	8,000,000	8,000,000
Net proceeds	7,895,303	7,906,195

Balance of the proceeds as of September 30, 2021:	—
---	---

SCHEDULE B – RELEVANT FINANCIAL RATIOS

	Formula	September 30, 2021	December 31, 2020
LIQUIDITY RATIOS			
Current ratio	$\frac{\text{Current assets}}{\text{Current liabilities}}$	1.28	1.38
Acid test ratio	$\frac{\text{Cash + Marketable securities} + \text{Accounts receivable} + \text{Other liquid assets}}{\text{Current liabilities}}$	0.98	1.08
SOLVENCY RATIOS			
Debt to equity ratio	$\frac{\text{Total liabilities}}{\text{Total equity}}$	1.63	1.96
Asset to equity ratio	$\frac{\text{Total assets}}{\text{Total equity}}$	2.63	2.96
Net debt to equity ratio	$\frac{\text{Debt - Cash \& cash equivalents}}{\text{Total equity}}$	1.15	1.37
Gearing ratio	$\frac{\text{Debt - Cash \& cash equivalents}}{\text{Total equity} + (\text{Debt - Cash \& cash equivalents})}$	53.42%	57.80%
Interest coverage ratio	$\frac{\text{EBIT}}{\text{Interest expense}}$	n.a	2.54
PROFITABILITY RATIOS			
Operating margin	$\frac{\text{Operating profit}}{\text{Total revenues}}$	n.a	24%
Return on equity	$\frac{\text{Net income after tax}}{\text{Total equity}}$	n.a	11%

*Ratio marked * is deemed not applicable (n.a.) for the interim reporting period since this would not be comparable to the ratio reported in the previous period.*

ABOITIZ POWER CORPORATION AND SUBSIDIARIES

1.) AGING OF RECEIVABLES

As of September 30, 2021

	30 Days	60 Days	90 Days	Over 90 Days	Total
Trade receivables					
Power Distribution Customers	4,082,527	564,401	198,456	846,998	5,692,382
Power Generation Customers	8,593,275	272,550	223,796	3,353,746	12,443,367
Management & Other Services Customers	3,363,948	28,227	52,367	71,729	3,516,271
	16,039,750	865,178	474,619	4,272,473	21,652,020
Less : Allowance for estimated credit losses					2,618,723
Net trade receivables					19,033,297
Non-trade receivables	5,934,863	1,566	3,106	14,438	5,953,973
Grand Total	21,974,613	866,744	477,725	4,286,911	24,987,270

2.) ACCOUNTS RECEIVABLE DESCRIPTION

Type of Receivable	Nature / Description	Collection Period
Trade	uncollected billings to customers for sale of power, goods and services	30 - 60 days
Non-Trade	claims, operating cash advances and advances to suppliers & employees	30 - 120 days

3.) NORMAL OPERATING CYCLE

Power Subsidiaries

Distribution - 60 days

Generation - 65 days

COVER SHEET

for
AUDITED FINANCIAL STATEMENTS

SEC Registration Number

C	1	9	9	8	0	0	1	3	4
---	---	---	---	---	---	---	---	---	---

COMPANY NAME

A	B	O	I	T	I	Z		P	O	W	E	R		C	O	R	P	O	R	A	T	I	O	N		A	N	D
S	U	B	S	I	D	I	A	R	I	E	S																	

PRINCIPAL OFFICE (No. / Street / Barangay / City / Town / Province)

3	2	n	d		S	t	r	e	e	t	,		B	o	n	i	f	a	c	i	o		G	l	o	b	a	l
C	i	t	y	,	T	a	g	u	i	g		C	i	t	y	,	M	e	t	r	o		M	a	n	i	l	
a	,		P	h	i	l	i	p	p	i	n	e	s		1	6	3	4										

Form Type

A	A	C	F	S
---	---	---	---	---

Department requiring the report

C	F	D
---	---	---

Secondary License Type, If Applicable

-	N	A	-
---	---	---	---

COMPANY INFORMATION

Company's Email Address

www.aboitizpower.com

Company's Telephone Number

(02) 8886-2800

Mobile Number

None

No. of Stockholders

598

Annual Meeting (Month / Day)

April 26

Fiscal Year (Month / Day)

December/31

CONTACT PERSON INFORMATION

The designated contact person **MUST** be an Officer of the Corporation

Name of Contact Person

Liza Luv T. Montelibano

Email Address

liza.montelibano@aboitiz.com

Telephone Number/s

(02) 8886-2813

Mobile Number

Not Available

CONTACT PERSON'S ADDRESS

32nd Street, Bonifacio Global City, Taguig City, Metro Manila, Philippines 1634

NOTE 1: In case of death, resignation or cessation of office of the officer designated as contact person, such incident shall be reported to the Commission within thirty (30) calendar days from the occurrence thereof with information and complete contact details of the new contact person designated.

NOTE 2: All Boxes must be properly and completely filled up. Failure to do so shall cause the delay in updating the corporation's records with the Commission and/or non-receipt of Notice of Deficiencies. Subsequent receipt of Notice of Deficiencies shall not excuse the corporation from liability for its deficiencies.





SECURITIES AND EXCHANGE COMMISSION
SEC Building, EDSA Greenhills
Mandaluyong, Metro Manila

STATEMENT OF MANAGEMENT'S RESPONSIBILITY
FOR FINANCIAL STATEMENTS


The management of Aboitiz Power Corporation is responsible for the preparation and fair presentation of the consolidated financial statements including the schedules attached therein, for the years ended December 31, 2020, 2019 and 2018 in accordance with the prescribed financial reporting framework indicated therein, and for such internal control as management determines is necessary to enable the preparation of financial statements that are free from material misstatement, whether due to fraud or error.


In preparing the financial statements, management is responsible for assessing the Company's ability to continue as a going concern, disclosing, as applicable, matters related to going concern and using the going concern basis of accounting unless management either intends to liquidate the Company or to cease operations, or has no realistic alternative but to do so.

The Board of Directors is responsible for overseeing the Company's financial reporting process.

The Board of Directors reviews and approves the financial statements including the schedules attached therein, and submits the same to the stockholders.

SyCip Gorres Velayo & Co., the independent auditor appointed by the stockholders, has audited the financial statements of the Company in accordance with Philippine Standards on Auditing, and in its report to the stockholders, has expressed its opinion on the fairness of presentation upon completion of such audit.


ERRAMON I. ABOITIZ
Chairman of the Board


EMMANUEL V. RUBIO
President & Chief Executive Officer


LIZA LUV T. MONTELIBANO
SVP & Chief Financial Officer/Corporate Information Officer



Signed this March 05, 2021

Republic of the Philippines)
City of Taguig) S.S.

Before me, a notary public in and for the city named above, personally appeared:

Name	Passport/CTC No.	Date/Place Issued
ERRAMON I. ABOITIZ	P2251997A 04602767	March 11, 2017; DFA Manila February 18, 2021; Cebu City
EMMANUEL V. RUBIO	P3162364B 08514240	September 13, 2019; DFA Manila January 15, 2021; Manila
LIZA LUV T. MONTELIBANO	P7070135A 08514241	May 7, 2018, DFA Manila January 11, 2021; Manila

who are personally known to me and to me known to be the same persons who presented the foregoing instrument and signed the instrument in my presence, and who took an oath before me as to such instrument.

Witness my hand and seal this Mar 17 2021.

Doc. No. 096 :


Page No. 81 :

Book No. X :

Series of 2021



[Handwritten Signature]
Atty. Stella Marie G. Sacdalan:
Notary Public for Taguig City
Notarial Commission No 99
Until June 30, 2021
NA Tower, 32nd St Bonifacio Global City, Taguig City
PTR No. A-5225311, January 6, 2021 Taguig City
IBP CR No. 144348, January 6, 2021
Rg. No. 66209
MCE Compliance No. VI-0011090





SyCip Gorres Velayo & Co.
6760 Ayala Avenue
1226 Makati City
Philippines

Tel: (632) 8891 0307
Fax: (632) 8819 0872
ey.com/ph

BOA/PRC Reg. No. 0001.
October 4, 2018, valid until August 24, 2021
SEC Accreditation No. 0012-FR-5 (Group A).
November 6, 2018, valid until November 5, 2021

INDEPENDENT AUDITOR'S REPORT

The Board of Directors and Stockholders
Aboitiz Power Corporation
32nd Street, Bonifacio Global City
Taguig City, Metro Manila
Philippines

Opinion

We have audited the consolidated financial statements of Aboitiz Power Corporation and its subsidiaries (the Group), which comprise the consolidated balance sheets as at December 31, 2020 and 2019, and the consolidated statements of income, consolidated statements of comprehensive income, consolidated statements of changes in equity and consolidated statements of cash flows for each of the three years in the period ended December 31, 2020, and notes to the consolidated financial statements, including a summary of significant accounting policies.

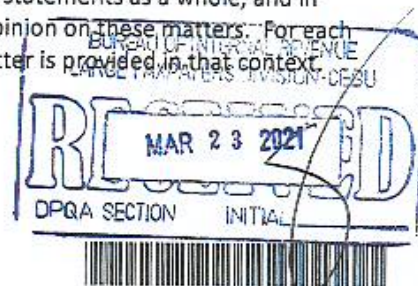
In our opinion, the accompanying consolidated financial statements present fairly, in all material respects, the consolidated financial position of the Group as at December 31, 2020 and 2019, and its consolidated financial performance and its consolidated cash flows for each of the three years in the period ended December 31, 2020 in accordance with Philippine Financial Reporting Standards (PFRSs).

Basis for Opinion

We conducted our audits in accordance with Philippine Standards on Auditing (PSAs). Our responsibilities under those standards are further described in the *Auditor's Responsibilities for the Audit of the Consolidated Financial Statements* section of our report. We are independent of the Group in accordance with the Code of Ethics for Professional Accountants in the Philippines (Code of Ethics) together with the ethical requirements that are relevant to our audit of the consolidated financial statements in the Philippines, and we have fulfilled our other ethical responsibilities in accordance with these requirements and the Code of Ethics. We believe that the audit evidence we have obtained is sufficient and appropriate to provide a basis for our opinion.

Key Audit Matters

Key audit matters are those matters that, in our professional judgment, were of most significance in our audit of the consolidated financial statements of the current period. These matters were addressed in the context of our audit of the consolidated financial statements as a whole, and in forming our opinion thereon, and we do not provide a separate opinion on these matters. For each matter below, our description of how our audit addressed the matter is provided in that context.



We have fulfilled the responsibilities described in the *Auditor's Responsibilities for the Audit of the Consolidated Financial Statements* section of our report, including in relation to these matters. Accordingly, our audit included the performance of procedures designed to respond to our assessment of the risks of material misstatement of the consolidated financial statements. The results of our audit procedures, including the procedures performed to address the matters below, provide the basis for our audit opinion on the accompanying consolidated financial statements.

Impairment Testing of Goodwill

Under PFRSs, the Group is required to annually test the amount of goodwill for impairment. As of December 31, 2020, the goodwill attributable to several cash-generating units (CGUs) amounted to ₱38.81 billion or 10% of total assets, which is considered significant to the consolidated financial statements. In addition, management's assessment process requires significant judgment and is based on assumptions which are subject to uncertainty on the estimation process due to the current economic conditions which have been impacted by the coronavirus pandemic, specifically discount and growth rates, revenue assumptions, and material price inflation.

The Group's disclosures about goodwill are included in Note 12 to the consolidated financial statements.

Audit Response

We involved our internal specialist in assessing the methodologies and assumptions used. These assumptions include discount and growth rates, revenue assumptions, and material price inflation. We compared the key assumptions used, such as growth rate and revenue assumptions against the historical performance of the CGUs, industry outlook and other relevant external data, taking into consideration the impact associated with the coronavirus pandemic. We tested the parameters used in the determination of the discount rates against market data. We also reviewed the Group's disclosures about those assumptions to which the outcome of the impairment test is most sensitive; specifically, those that have the most significant effect on the determination of the recoverable amount of goodwill.

Revenue Recognition of Distribution Utilities

The distribution utilities' revenue from the sale of electricity amounting to ₱41.87 billion accounts for 38% of the Group's consolidated revenues and is material to the Group. This matter is significant to the audit because the revenue recognized depends on the electric consumption captured, the rates applied across different customers, and the systems involved in the billing process. Electric consumption captured is based on the meter readings taken on various dates for the different types of customers (i.e., industrial, commercial, and residential customers) within the franchise areas of operations of the distribution utilities.

The Group's disclosures related to this matter are provided in Notes 3 and 20 to the consolidated financial statements.

Audit Response

We obtained an understanding and evaluated the design and tested the controls over the billing and revenue process which includes the capture and accumulation of meter data in the billing system and calculation of billed amounts, and uploading of billed amounts from the billing system to the financial



reporting system. We performed a test calculation of the rates using the Energy Regulatory Commission-approved rates and formulae, then compared them with the rates used in billing statements.

Recoverability of Certain Segments of Property, Plant and Equipment

Based on the assessment of the Group as of December 31, 2020, certain segments of its property, plant and equipment totaling ₱41.6 billion, may be impaired due to the existence of impairment indicators. As such, the Group assessed the recoverable amount of these segments of property and equipment and this requires significant judgment and involves estimation and assumptions about future electricity generation levels and costs as well as external inputs such as fuel prices, electricity prices and discount rates. In addition, because of the coronavirus pandemic, there is heightened level of uncertainty on the future economic outlook and market forecast. Hence, we consider such assessment as a key audit matter in our audit.

The disclosures about the recoverability of certain segments of property, plant and equipment are included in Note 11 to the consolidated financial statements.

Audit Response

We involved our internal specialist in assessing the methodologies and assumptions used. These assumptions include future electricity generation levels and costs, as well as external inputs such as fuel prices, electricity prices and discount rates. We compared the key assumptions used against the historical performance of certain segments of property, plant and equipment, industry outlook and other relevant external data, taking into consideration the impact associated with the coronavirus pandemic. We tested the parameters used in the determination of the discount rate against market data. We also reviewed the Group's disclosures about those assumptions to which the outcome of the impairment test is most sensitive; specifically those that have the most significant effect on the determination of the recoverable amounts of certain segments of property, plant and equipment.

Consolidation Process

Aboitiz Power Corporation owns a significant number of domestic and foreign entities at varying equity interests. We considered the consolidation process as a key audit matter because it required significant auditor attention, particularly on the following areas: (a) fair value adjustments arising from business combinations, (b) numerous intercompany transactions, (c) alignment of accounting policies of the investees with the Group's policy on property, plant and equipment and investment properties, (d) translation of investees' foreign-currency-denominated financial information to the Group's functional currency and (e) other equity adjustments.

The Group's disclosures on the basis of consolidation are in Note 3 to the consolidated financial statements.

Audit Response

We obtained an understanding of the Group's consolidation process and the related controls, the process for identifying related parties and related party transactions, as well as the reconciliation of intercompany balances. We also checked the entities included in the consolidation and reviewed the



eliminating entries recorded, including fair value adjustments. In addition, we reviewed the foreign currency translation adjustments, as well as the alignment of accounting policies on property, plant and equipment and investment properties.

Other Information

Management is responsible for the other information. The other information comprises the information included in the SEC Form 20-IS (Definitive Information Statement), SEC Form 17-A and Annual Report for the year ended December 31, 2020 but does not include the consolidated financial statements and our auditor's report thereon. The SEC Form 20-IS (Definitive Information Statement), SEC Form 17-A and Annual Report for the year ended December 31, 2020 are expected to be made available to us after the date of this auditor's report.

Our opinion on the consolidated financial statements does not cover the other information and we will not express any form of assurance conclusion thereon.

In connection with our audits of the consolidated financial statements, our responsibility is to read the other information identified above when it becomes available and, in doing so, consider whether the other information is materially inconsistent with the consolidated financial statements or our knowledge obtained in the audits, or otherwise appears to be materially misstated.

Responsibilities of Management and Those Charged with Governance for the Consolidated Financial Statements

Management is responsible for the preparation and fair presentation of the consolidated financial statements in accordance with PFRSs, and for such internal control as management determines is necessary to enable the preparation of consolidated financial statements that are free from material misstatement, whether due to fraud or error.

In preparing the consolidated financial statements, management is responsible for assessing the Group's ability to continue as a going concern, disclosing, as applicable, matters related to going concern and using the going concern basis of accounting unless management either intends to liquidate the Group or to cease operations, or has no realistic alternative but to do so.

Those charged with governance are responsible for overseeing the Group's financial reporting process.

Auditor's Responsibilities for the Audit of the Consolidated Financial Statements

Our objectives are to obtain reasonable assurance about whether the consolidated financial statements as a whole are free from material misstatement, whether due to fraud or error, and to issue an auditor's report that includes our opinion. Reasonable assurance is a high level of assurance, but is not a guarantee that an audit conducted in accordance with PSAs will always detect a material misstatement when it exists. Misstatements can arise from fraud or error and are considered material if, individually or in the aggregate, they could reasonably be expected to influence the economic decisions of users taken on the basis of these consolidated financial statements.



As part of an audit in accordance with PSAs, we exercise professional judgment and maintain professional skepticism throughout the audit. We also:

- Identify and assess the risks of material misstatement of the consolidated financial statements, whether due to fraud or error, design and perform audit procedures responsive to those risks, and obtain audit evidence that is sufficient and appropriate to provide a basis for our opinion. The risk of not detecting a material misstatement resulting from fraud is higher than for one resulting from error, as fraud may involve collusion, forgery, intentional omissions, misrepresentations, or the override of internal control.
- Obtain an understanding of internal control relevant to the audit in order to design audit procedures that are appropriate in the circumstances, but not for the purpose of expressing an opinion on the effectiveness of the Group's internal control.
- Evaluate the appropriateness of accounting policies used and the reasonableness of accounting estimates and related disclosures made by management.
- Conclude on the appropriateness of management's use of the going concern basis of accounting and, based on the audit evidence obtained, whether a material uncertainty exists related to events or conditions that may cast significant doubt on the Group's ability to continue as a going concern. If we conclude that a material uncertainty exists, we are required to draw attention in our auditor's report to the related disclosures in the consolidated financial statements or, if such disclosures are inadequate, to modify our opinion. Our conclusions are based on the audit evidence obtained up to the date of our auditor's report. However, future events or conditions may cause the Group to cease to continue as a going concern.
- Evaluate the overall presentation, structure and content of the consolidated financial statements, including the disclosures, and whether the consolidated financial statements represent the underlying transactions and events in a manner that achieves fair presentation.
- Obtain sufficient appropriate audit evidence regarding the financial information of the entities or business activities within the Group to express an opinion on the consolidated financial statements. We are responsible for the direction, supervision and performance of the audit. We remain solely responsible for our audit opinion.

We communicate with those charged with governance regarding, among other matters, the planned scope and timing of the audit and significant audit findings, including any significant deficiencies in internal control that we identify during our audit.

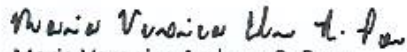
We also provide those charged with governance with a statement that we have complied with relevant ethical requirements regarding independence, and to communicate with them all relationships and other matters that may reasonably be thought to bear on our independence, and where applicable, related safeguards.



From the matters communicated with those charged with governance, we determine those matters that were of most significance in the audit of the consolidated financial statements of the current period and are therefore the key audit matters. We describe these matters in our auditor's report unless law or regulation precludes public disclosure about the matter or when, in extremely rare circumstances, we determine that a matter should not be communicated in our report because the adverse consequences of doing so would reasonably be expected to outweigh the public interest benefits of such communication.

The engagement partner on the audit resulting in this independent auditor's report is
Maria Veronica Andresa R. Pore

SYCIP GORRES VELAYO & CO.



Maria Veronica Andresa R. Pore
Partner

CPA Certificate No. 90349


SEC Accreditation No. 0662-AR-4 (Group A),
November 21, 2019, valid until November 20, 2022

Tax Identification No. 164-533-282

BIR Accreditation No. 08-001998-071-2020,
December 3, 2020, valid until December 2, 2023

PTR No. 8534345, January 4, 2021, Makati City

March 5, 2021



ABOITIZ POWER CORPORATION AND SUBSIDIARIES

CONSOLIDATED BALANCE SHEETS

(Amounts in Thousands)

	December 31	
	2020	2019
ASSETS		
Current Assets		
Cash and cash equivalents (Note 5)	₱38,699,545	₱37,433,929
Trade and other receivables (Note 6)	22,017,309	21,747,422
Inventories (Note 7)	6,308,200	6,632,029
Other current assets (Note 8)	10,479,648	11,083,405
Total Current Assets	77,504,702	76,896,785
Noncurrent Assets		
Investments and advances (Note 9)	61,828,801	60,878,541
Property, plant and equipment (Notes 11 and 34)	203,451,243	209,521,466
Intangible assets (Note 12)	44,279,386	46,712,501
Derivative assets (see Note 33)	—	82,327
Net pension assets (Note 26)	50,410	68,209
Deferred income tax assets - net (Note 28)	1,539,020	2,786,310
Other noncurrent assets (Note 13)	9,271,556	13,523,218
Total Noncurrent Assets	320,420,416	333,572,572
TOTAL ASSETS	₱397,925,118	₱410,469,357

LIABILITIES AND EQUITY

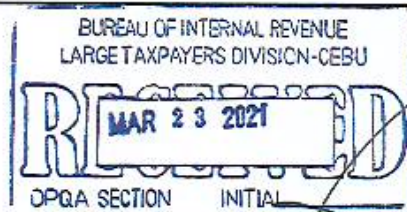
Current Liabilities		
Short-term loans (Note 15)	₱11,743,413	₱10,335,420
Current portions of:		
Long-term debts (Note 16)	17,254,213	10,386,311
Lease liabilities (Note 34)	7,104,181	5,486,745
Long-term obligation on power distribution system (Note 12)	40,000	40,000
Derivative liabilities (Note 33)	787,273	2,255,736
Trade and other payables (Note 14)	18,371,798	22,376,120
Income tax payable (Note 28)	722,715	510,137
Total Current Liabilities	56,023,593	51,390,469

(Forward)



	December 31	
	2020	2019
Noncurrent Liabilities		
Noncurrent portions of:		
Long-term debts (Note 16)	₱160,067,119	₱167,585,311
Lease liabilities (Note 34)	32,158,796	39,302,899
Long-term obligation on power distribution system (Note 12)	143,436	159,350
Derivative liabilities - net of current portion (Note 33)	1,001,529	212,588
Customers' deposits (Note 17)	6,798,845	6,521,469
Decommissioning liability (Note 18)	5,008,033	3,567,492
Deferred income tax liabilities - net (Note 28)	745,214	848,471
Net pension liabilities (Note 26)	294,086	426,047
Other noncurrent liabilities (Note 39k)	1,099,394	6,812,250
Total Noncurrent Liabilities	207,316,452	225,435,877
Total Liabilities	263,340,045	276,826,346
Equity Attributable to Equity Holders of the Parent		
Paid-in capital (Note 19a)	19,947,498	19,947,498
Share in net unrealized valuation gains on fair value through other comprehensive income (FVOCI) of an associate (Note 9)	98,602	101,727
Cumulative translation adjustments (Note 33)	(2,446,773)	(994,253)
Share in cumulative translation adjustments of associates and joint ventures (Note 9)	(684,042)	(153,485)
Actuarial losses on defined benefit plans (Note 26)	(1,239,612)	(923,833)
Share in actuarial gain (loss) on defined benefit plans of associates and joint ventures (Note 9)	8,748	(14,299)
Acquisition of non-controlling interests (Note 9)	(6,321,325)	(6,321,325)
Excess of cost over net assets of investments	(421,260)	(421,260)
Loss on dilution (Note 2)	(433,157)	(433,157)
Retained earnings (Note 19b)		
Appropriated	33,660,000	33,660,000
Unappropriated (Notes 9 and 19c)	84,989,900	81,095,377
	127,158,579	125,542,990
Non-controlling Interests	7,426,494	8,100,021
Total Equity	134,585,073	133,643,011
TOTAL LIABILITIES AND EQUITY	₱397,925,118	₱410,469,357

See accompanying Notes to Consolidated Financial Statements.



ABOITIZ POWER CORPORATION AND SUBSIDIARIES

CONSOLIDATED STATEMENTS OF INCOME

(Amounts in Thousands, Except Earnings Per Share Amounts)

	Years Ended December 31		
	2020	2019	2018
OPERATING REVENUES			
Sale of power (Notes 20 and 31):			
Generation	P51,750,660	P55,895,587	P61,854,685
Distribution	41,872,331	46,120,403	44,880,546
Retail electricity supply	16,476,713	22,805,450	24,216,767
Technical, management and other fees (Note 31)	276,945	813,717	620,086
OPERATING REVENUES	110,376,649	125,635,157	131,572,084
OPERATING EXPENSES			
Cost of purchased power (Notes 21 and 31)	31,409,251	35,835,144	36,006,080
Cost of generated power (Note 22)	23,461,858	35,526,706	35,674,218
Depreciation and amortization (Notes 11, 12 and 34)	10,973,364	9,895,695	8,681,403
Operations and maintenance (Note 24)	8,988,916	7,366,372	6,525,189
General and administrative (Note 23)	8,663,373	8,155,366	8,188,512
	83,496,762	96,779,283	95,075,402
FINANCIAL INCOME (EXPENSES) - net			
Interest income (Notes 5 and 31)	653,076	1,291,703	880,085
Interest expense and other financing costs (Notes 15, 16, 32 and 34)	(14,253,528)	(14,047,646)	(12,082,158)
	(13,600,452)	(12,755,943)	(11,202,073)
OTHER INCOME (EXPENSES) - net			
Share in net earnings of associates and joint ventures (Note 9)	2,675,136	3,813,962	4,356,825
Other income (expenses) - net (Note 27)	4,928,563	3,483,387	(1,292,311)
	7,603,699	7,297,349	3,064,514
INCOME BEFORE INCOME TAX	20,883,134	23,397,280	28,359,123
PROVISION FOR INCOME TAX (Note 28)	6,061,912	3,215,498	2,925,623
NET INCOME	P14,821,222	P20,181,782	P25,433,500
ATTRIBUTABLE TO:			
Equity holders of the parent	P12,577,676	P17,322,677	P21,707,603
Non-controlling interests	2,243,546	2,859,105	3,725,897
	P14,821,222	P20,181,782	P25,433,500
EARNINGS PER COMMON SHARE (Note 29)			
Basic and diluted, income for the period attributable to ordinary equity holders of the parent	P1.71	P2.35	P2.95

See accompanying Notes to Consolidated Financial Statements.



ABOITIZ POWER CORPORATION AND SUBSIDIARIES
CONSOLIDATED STATEMENTS OF COMPREHENSIVE INCOME
(Amounts in Thousands)

	Years Ended December 31		
	2020	2019	2018
NET INCOME ATTRIBUTABLE TO:			
Equity holders of the parent	₱12,577,676	₱17,322,677	₱21,707,603
Non-controlling interests	2,243,546	2,859,105	3,725,897
	14,821,222	20,181,782	25,433,500
OTHER COMPREHENSIVE INCOME (LOSS)			
<i>Other comprehensive income (loss) that may be reclassified to profit or loss in subsequent periods:</i>			
Movement in cumulative translation adjustments	(1,985,467)	(1,767,498)	584,087
Share in movement in cumulative translation adjustment of associates and joint ventures (Note 9)	(530,557)	(474,624)	465,646
Share in net unrealized valuation losses on FVOCI investments of an associate (Note 9)	(3,125)	—	(22,394)
Net other comprehensive income (loss) to be reclassified to profit or loss in subsequent periods	(2,519,149)	(2,242,122)	1,027,339
<i>Other comprehensive income (loss) that will not be reclassified to profit or loss in subsequent periods:</i>			
Share in actuarial gains (loss) on defined benefit plans of associates and joint ventures, net of tax (Note 9)	23,047	(44,028)	24,766
Actuarial gain (loss) on defined benefit plans, net of tax (Note 26)	(327,505)	(329,029)	8,893
Net other comprehensive gain (loss) not to be reclassified to profit or loss in subsequent periods	(304,458)	(373,057)	33,659
Total other comprehensive income (loss) for the period, net of tax	(2,823,607)	(2,615,179)	1,060,998
TOTAL COMPREHENSIVE INCOME	₱11,997,615	₱17,566,603	₱26,494,498
ATTRIBUTABLE TO:			
Equity holders of the parent	₱10,298,742	₱14,947,290	₱22,602,094
Non-controlling interests	1,698,873	2,619,313	3,892,404
	₱11,997,615	₱17,566,603	₱26,494,498

See accompanying Notes to Consolidated Financial Statements.



ABOITIZ POWER CORPORATION AND SUBSIDIARIES
CONSOLIDATED STATEMENTS OF CHANGES IN EQUITY
FOR THE YEARS ENDED DECEMBER 31, 2020, 2019 AND 2018
(Amounts in Thousands, Except Dividends Per Share Amounts)

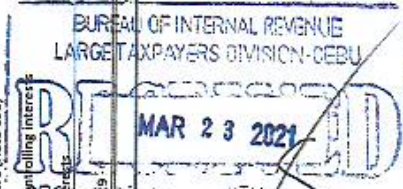
	Attributable to Equity Holders of the Parent											
	Paid in Capital (Note 19a)	Share in Net Unrealized Gains on FVOCI (Note 9)	Share in Cumulative Translation Adjustments (Note 9)	Share in Cumulative Translation Adjustments of Associates and Joint Ventures (Note 9)	Share in Actuarial Losses on Defined Benefit Plans (Note 26)	Share in Actuarial Gain (Loss) on Defined Benefit Plans of Associates and Joint Ventures (Note 9)	Acquisition of Non-controlling Interests (Note 9)	Excess of cost over net assets of Investment	Loss on Dilution	Retained Earnings (Note 19b)	Non-controlling Interests	Total
Balances at January 1, 2020	P19,947,498	P101,727	(P994,253)	(P153,485)	(P923,833)	(P14,299)	(P6,321,325)	(P421,260)	(P433,157)	P81,095,377	P8,100,021	P133,643,011
Net income for the year	—	—	—	—	—	—	—	—	—	12,577,676	2,243,546	14,821,222
Other comprehensive income (loss)	—	(3,125)	—	—	—	—	—	—	—	—	—	(3,125)
Share in movement in unrealized loss on FVOCI Investments	—	—	(1,452,520)	—	—	—	—	—	—	—	(532,947)	(1,985,467)
Movement in cumulative translation adjustments	—	—	—	—	—	—	—	—	—	—	—	—
Share in movement in cumulative translation adjustment of associates and joint ventures	—	—	—	(530,557)	—	—	—	—	—	—	—	(530,557)
Actuarial loss on defined benefit plans, net of tax	—	—	—	—	(315,779)	—	—	—	—	—	(11,726)	(377,505)
Share in actuarial gain on defined benefit plans of associates and joint ventures	—	—	—	—	—	23,047	—	—	—	—	—	23,047
Total comprehensive income (loss) for the year	—	(3,125)	(1,452,520)	(530,557)	(315,779)	23,047	—	—	—	12,577,676	1,698,873	11,997,615
Cash dividends - P 1.18 per share (Note 19b)	—	—	—	—	—	—	—	—	—	(8,083,153)	—	(8,083,153)
Cash dividends paid to non-controlling interests	—	—	—	—	—	—	—	—	—	—	(2,350,216)	(2,350,216)
Change in non-controlling interests	—	—	—	—	—	—	—	—	—	—	(22,184)	(22,184)
Balances at December 31, 2020	P19,947,498	P98,602	(P2,446,773)	(P684,042)	(P1,239,612)	P8,748	(P6,321,325)	(P421,260)	(P433,157)	P81,650,000	P7,426,494	P134,585,073

BUREAU OF INTERNAL REVENUE
 LARGE TAXPAYERS DIVISION - CEBU
 RECEIVED
 SECTION
 DATE
 MAR 23 2021



Attributable to Equity Holders of the Parent

	Paid-in Capital (Note 19a)	Share in Net Unrealized Valuation Gain on FVOCI (Note 9)	Cumulative Translation Adjustments	Share in Cumulative Translation Adjustments of Associates and Joint Ventures (Note 9)	Actuarial Losses on Defined Benefit Plans (Note 26)	Share in Actuarial Gains (Losses) on Defined Benefit Plans and Joint Ventures (Note 9)	Acquisition of Non-controlling Interests (Note 9)	Excess of cost over net assets of investment	Loss on Dilution	Retained Earnings (Note 19b)		Non-controlling Interests	Total
										Appropriated	Unappropriated		
Balances at January 1, 2019, as previously reported	₱19,947,498	₱101,727	₱525,916	₱321,139	₱587,267	₱29,729	₱259,147	₱421,260	₱433,157	₱34,660,000	₱74,427,798	₱8,863,751	₱136,576,667
Effect of adoption - PFRS 16	-	-	-	-	-	-	-	-	-	-	(237,890)	(40,070)	(277,960)
Balances at January 1, 2019, as restated	19,947,498	101,727	525,916	321,139	587,267	29,729	259,147	421,260	433,157	34,660,000	74,189,848	8,823,681	136,298,707
Net income for the year	-	-	-	-	-	-	-	-	-	-	17,322,677	2,859,105	20,181,782
Other comprehensive income (loss)	-	-	-	-	-	-	-	-	-	-	-	-	-
Movement in cumulative translation adjustments	-	-	(1,520,169)	-	-	-	-	-	-	-	-	(247,329)	(1,767,498)
Share in movement in cumulative translation adjustment of associates and joint ventures	-	-	-	(474,624)	-	-	-	-	-	-	-	-	(474,624)
Actuarial gains (losses) on defined benefit plans, net of tax	-	-	-	-	(336,566)	-	-	-	-	-	-	7,537	(329,029)
Share in actuarial loss on defined benefit plans of associates and joint ventures	-	-	-	-	-	(44,028)	-	-	-	-	-	-	(44,028)
Total comprehensive income (loss) for the year	-	-	(1,520,169)	(474,624)	(336,566)	(44,028)	-	-	-	-	17,322,677	2,519,313	17,566,603
Reversal of appropriation	-	-	-	-	-	-	-	-	-	(12,300,000)	12,300,000	-	-
Appropriations	-	-	-	-	-	-	-	-	-	11,900,000	(11,900,000)	-	-
Acquisition of non-controlling interest (Note 9)	-	-	-	-	-	-	(6,067,178)	-	-	-	-	(710,830)	(6,778,008)
Cash dividends - ₱1.47 per share (Note 19b)	-	-	-	-	-	-	-	-	-	-	(10,817,148)	-	(10,817,148)
Cash dividends paid to non-controlling interests	-	-	-	-	-	-	-	-	-	-	-	(2,580,724)	(2,580,724)
Change in non-controlling interests	-	-	-	-	-	-	-	-	-	-	-	(51,419)	(51,419)
Balances at December 31, 2019	₱19,947,498	₱101,727	₱994,253	₱153,485	₱923,833	₱14,799	₱6,321,325	₱421,260	₱433,157	₱33,660,000	₱81,095,377	₱8,100,021	₱133,643,011



Attributable to Equity Holders of the Parent

	Paid-in Capital (Note 19a)	Net Unrealized Loss on AFS Investments	Share in Net Unrealized Valuation Gain on FVOCI (Note 9)	Cumulative Translation Adjustments	Share in Cumulative Translations Adjustments of Associates and Joint Ventures (Note 9)	Actuarial Gains (Losses) on Defined Benefit Plans (Note 26)	Share in Actuarial Gains (Losses) on Defined Benefit Plans and Joint Ventures (Note 9)	Acquisition of Non-controlling Interests (Note 9)	Excess of cost over net assets of investment	Loss on Dilution	Retained Earnings (Note 19b)	Non-controlling Interests	Total
											Appropriated	Unappropriated	
Balances at January 1, 2018, as previously reported	P19,947,498	(P625)	P124,121	P113,637	(P144,507)	(P601,461)	P4,963	(P259,147)	(P421,260)	(P433,157)	P63,006,308	P8,504,094	P123,978,464
Effect of adoption - PFIS 9		625									(57,713)	(5,767)	(60,855)
Balances at January 1, 2018, as restated	19,947,498		124,121	113,637	(144,507)	(601,461)	4,963	(259,147)	(421,260)	(433,157)	62,948,595	8,578,327	133,917,609
Net income for the year													25,633,500
Other comprehensive income													
Share in movement in unrealized loss on FVOCI Investments			(22,394)										(22,394)
Movement in cumulative translation adjustments				412,279									584,087
Share in movement in cumulative translation adjustment of associates and joint ventures					465,646								465,646
Actuarial gains (losses) on defined benefit plans, net of tax						14,194							8,893
Share in actuarial gain on defined benefit plans of associates and joint ventures							24,766						24,766
Total comprehensive income (loss) for the year			(22,394)	412,279	465,646	14,194	24,766				21,707,603	3,891,404	26,494,498
Cash dividends - P1.39 per share (Note 19b)											(10,228,460)		(10,228,460)
Cash dividends paid to non-controlling interests												(4,768,596)	(4,768,596)
Change in non-controlling interests												1,161,616	1,161,616
Balances at December 31, 2018	P19,947,498	P-	P101,727	P525,916	P321,139	(P587,267)	P29,779	(P259,147)	(P421,260)	(P433,157)	P34,060,000	P74,437,738	P136,576,667


See accompanying Notes to Consolidated Financial Statements.



ABOITIZ POWER CORPORATION AND SUBSIDIARIES
CONSOLIDATED STATEMENTS OF CASH FLOWS
(Amounts in Thousands)


	Years Ended December 31		
	2020	2019	2018
CASH FLOWS FROM OPERATING ACTIVITIES			
Income before income tax	₱20,883,134	₱23,397,280	₱28,359,123
Adjustments for:			
Interest expense and other financing costs (Note 32)	14,253,528	14,047,646	12,082,158
Depreciation and amortization (Notes 11 and 12)	10,973,364	9,895,695	8,681,403
Losses on disposal of property, plant and equipment (Note 27)	88,227	304,631	292,799
Write-off of project costs and other assets (Note 12)	7,240	31,431	50,922
Unrealized fair valuation loss on derivatives and financial assets at fair value through profit or loss (FVTPL) (Note 33)	4,848	1,424	196,297
Share in net earnings of associates and joint ventures (Note 9)	(2,675,136)	(3,813,962)	(4,356,825)
Net unrealized foreign exchange (gain) loss	(2,022,493)	(1,950,762)	997,010
Interest income (Notes 5 and 31)	(653,076)	(1,291,703)	(880,085)
Unrealized fair valuation losses on investment property (Note 27)	(115,829)	(126,842)	—
Impairment loss (recovery) on property, plant and equipment, goodwill and other assets (Notes 4, 11, 12 and 13)	—	(245,489)	847,619
Gain on sale of financial assets at FVTPL	—	(1,251)	—
Operating income before working capital changes	40,743,807	40,248,098	46,270,421
Decrease (increase) in:			
Trade and other receivables	(8,407,645)	(5,765,526)	(3,449,871)
Inventories	323,829	58,424	(1,057,730)
Other current assets	2,857,713	2,780,992	(3,401,458)
Increase (decrease) in:			
Long-term obligation on power distribution system	(40,000)	(40,000)	(40,000)
Trade and other payables	632,050	5,230,984	2,687,675
Customers' deposits	277,376	513,105	(86,326)
Net cash generated from operations	36,387,130	43,026,077	40,922,711
Income and final taxes paid	(4,605,461)	(3,669,115)	(3,634,811)
Net cash flows from operating activities	31,781,669	39,356,962	37,287,900
CASH FLOWS FROM INVESTING ACTIVITIES			
Cash dividends received (Note 9)	3,238,926	3,784,671	4,346,071
Interest received	654,133	1,421,536	919,255
Proceeds from redemption of shares (Note 9)	6,939	5,340	80,216
Decrease in other noncurrent assets	(634,764)	(2,109,404)	(1,450,074)
Net collection of advances from associates and joint ventures (Note 9)	2,035	—	2,054
Proceeds from sale of property, plant and equipment	8,851	63,555	18,388
Disposal of assets at FVTPL	—	101,251	—

(Forward)



	Years Ended December 31		
	2020	2019	2018
Additions to:			
Property, plant and equipment (Note 11)	(P5,428,730)	(P9,675,816)	(P8,607,781)
Intangible assets - service concession rights (Note 12)	(41,772)	(60,625)	(52,343)
Additional investments in associates and joint ventures (Note 9)	(2,332,591)	(27,591,092)	(2,498,905)
Net cash flows used in investing activities	(4,526,973)	(34,060,584)	(7,243,119)
CASH FLOWS FROM FINANCING ACTIVITIES			
Net proceeds from long-term debt (Note 16)	21,447,441	33,500,091	24,494,810
Net availments (payment of) short-term loans (Note 15)	1,407,993	(1,187,800)	6,829,260
Cash dividends paid (Note 19b)	(8,682,746)	(10,817,148)	(10,228,460)
Payments of:			
Long-term debt (Note 16)	(19,905,432)	(11,819,230)	(20,626,654)
Lease liabilities, including accretion of interest (Note 34)	(7,632,923)	(7,424,990)	(7,804,460)
Acquisition of non-controlling interest (Note 9)	—	(6,773,008)	—
Changes in non-controlling interests	(2,515,930)	(2,580,724)	(3,387,726)
Interest paid	(10,032,413)	(7,273,246)	(8,432,523)
Net cash flows used in financing activities	(25,914,010)	(14,376,055)	(19,155,753)
NET INCREASE (DECREASE) IN CASH AND CASH EQUIVALENTS	1,340,686	(9,079,677)	10,889,028
EFFECT OF EXCHANGE RATE CHANGES ON CASH AND EQUIVALENTS	(75,070)	170,565	(245,618)
CASH AND CASH EQUIVALENTS AT BEGINNING OF YEAR	37,433,929	46,343,041	35,699,631
CASH AND CASH EQUIVALENTS AT END OF YEAR (Note 5)	P38,699,545	P37,433,929	P46,343,041

See accompanying Notes to Consolidated Financial Statements.



ABOITIZ POWER CORPORATION AND SUBSIDIARIES

NOTES TO CONSOLIDATED FINANCIAL STATEMENTS

(Amounts in Thousands, Except Earnings per Share and Exchange Rate Data and When Otherwise Indicated)

1. Corporate Information

Aboitiz Power Corporation (the Company) was incorporated in the Philippines and registered with the Securities and Exchange Commission on February 13, 1998. The Company is a publicly-listed holding company of the entities engaged in power generation, retail electricity supply and power distribution in the Aboitiz Group. As of December 31, 2020, Aboitiz Equity Ventures, Inc. (AEV, also incorporated in the Philippines) owns 77.00% of the Company. The ultimate parent of the Company is Aboitiz & Company, Inc. (ACO).

The Company's registered office address is 32nd Street, Bonifacio Global City, Taguig City, Metro Manila, Philippines 1634.

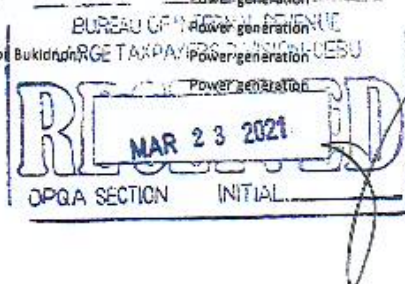
The consolidated financial statements of the Group were approved and authorized for issue in accordance with a resolution by the Board of Directors (BOD) of the Company on March 5, 2021.

2. Group Information

The consolidated financial statements comprise the financial statements of the Company, subsidiaries controlled by the Company and a joint operation that is subject to joint control (collectively referred to as "the Group"; see Note 10). The following are the subsidiaries as of December 31 of each year:

	Nature of Business	Percentage of Ownership					
		2020		2019		2018	
		Direct	Indirect	Direct	Indirect	Direct	Indirect
Aboitiz Renewables, Inc. (ARI) and Subsidiaries	Power generation	100.00	-	100.00	-	100.00	-
AP Renewables, Inc. (APRI)	Power generation	-	100.00	-	100.00	-	100.00
Aboitiz Power Distributed Energy, Inc.	Power generation	-	100.00	-	100.00	-	100.00
Aboitiz Power Distributed Renewables, Inc.	Power generation	-	100.00	-	100.00	-	100.00
Hedcor, Inc. (HI)	Power generation	-	100.00	-	100.00	-	100.00
Hedcor Sibulan, Inc. (HSI)	Power generation	-	100.00	-	100.00	-	100.00
Hedcor Tudaya, Inc. (Hedcor Tudaya)	Power generation	-	100.00	-	100.00	-	100.00
Luzon Hydro Corporation (LHC)	Power generation	-	100.00	-	100.00	-	100.00
AP Solar Tiwi, Inc.*	Power generation	-	100.00	-	100.00	-	100.00
Retensoi, Inc.*	Power generation	-	100.00	-	100.00	-	100.00
AP Renewable Energy Corporation*	Power generation	-	100.00	-	100.00	-	100.00
Aseagas Corporation (Aseagas)*	Power generation	-	100.00	-	100.00	-	100.00
Bakun Power Line Corporation*	Power generation	-	100.00	-	100.00	-	100.00
Cleanergy, Inc.*	Power generation	-	100.00	-	100.00	-	100.00
Cordillera Hydro Corporation*	Power generation	-	100.00	-	100.00	-	100.00
Hedcor Benguet, Inc.*	Power generation	-	100.00	-	100.00	-	100.00
Hedcor Bukidnon, Inc. (Hedcor Bukidnon)	Power generation	-	100.00	-	100.00	-	100.00
Hedcor Kabayan, Inc.*	Power generation	-	100.00	-	100.00	-	100.00

(Forward)



	Nature of Business	Percentage of Ownership					
		2020		2019		2018	
		Direct	Indirect	Direct	Indirect	Direct	Indirect
PV Sinag Power, Inc. (formerly Hedcor Ifugao, Inc.)*	Power generation	-	100.00	-	100.00	-	100.00
Amihan Power, Inc. (formerly Hedcor Kalinga, Inc.)*	Power generation	-	100.00	-	100.00	-	100.00
Aboitiz Solar Power, Inc. (formerly Hedcor Itogon, Inc.)*	Power generation	-	100.00	-	100.00	-	100.00
Hedcor Manila Fortich, Inc.*	Power generation	-	100.00	-	100.00	-	100.00
Hedcor Mt. Province, Inc.*	Power generation	-	100.00	-	100.00	-	100.00
Hedcor Sabangan, Inc. (Hedcor Sabangan)	Power generation	-	100.00	-	100.00	-	100.00
Hedcor Zamboanga, Inc.*	Power generation	-	100.00	-	100.00	-	100.00
Mt. Apo Geopower, Inc.*	Power generation	-	100.00	-	100.00	-	100.00
Negron Cuadrado Geopower, Inc. (NCGI)*	Power generation	-	100.00	-	100.00	-	100.00
Tagoloan Hydro Corporation*	Power generation	-	100.00	-	100.00	-	100.00
Luzon Hydro Company Limited*	Power generation	-	100.00	-	100.00	-	100.00
Hydro Electric Development Corporation*	Power generation	-	99.97	-	99.97	-	99.97
Therma Power, Inc. (TPI) and Subsidiaries	Power generation	100.00	-	100.00	-	100.00	-
Mindanao Sustainable Solutions, Inc.**	Services	-	100.00	-	100.00	-	100.00
Therma Luzon, Inc. (TLI)	Power generation	-	100.00	-	100.00	-	100.00
Therma Marine, Inc. (Therma Marine)	Power generation	-	100.00	-	100.00	-	100.00
Therma Mobile, Inc. (Therma Mobile)	Power generation	-	100.00	-	100.00	-	100.00
Therma South, Inc. (TSI)	Power generation	-	100.00	-	100.00	-	100.00
Therma Power-Visayas, Inc. (TPVI)	Power generation	-	100.00	-	100.00	-	100.00
Therma Central Visayas, Inc.*	Power generation	-	100.00	-	100.00	-	100.00
Therma Subic, Inc.*	Power generation	-	100.00	-	100.00	-	100.00
Therma Mariveles Holdings, Inc.	Holding company	-	100.00	-	100.00	-	100.00
GNPower Mariveles Energy Center Ltd. Co. (formerly GNPower Mariveles Coal Plant; GMCC) (B)	Power generation	-	78.33	-	78.33	-	65.07
Therma Dinginin Holding Cooperatief U.A. (A,C)	Holding company	-	-	-	-	-	100.00
Therma Dinginin B.V. (A,C)	Holding company	-	-	-	-	-	100.00
Therma Dinginin Holdings, Inc.	Holding company	-	100.00	-	100.00	-	100.00
Therma Visayas, Inc. (TVI)	Power generation	-	80.00	-	80.00	-	80.00
Abovant Holdings, Inc.	Holding company	-	60.00	-	60.00	-	60.00
AboitizPower International Pte. Ltd. (API)	Holding company	100.00	-	100.00	-	100.00	-
Aboitiz Energy Solutions, Inc. (AESI)	Retail electricity supplier	100.00	-	100.00	-	100.00	-
Adventenergy, Inc. (AI)	Retail electricity supplier	100.00	-	100.00	-	100.00	-
Balamban Enerzone Corporation (BEZ)	Power distribution	100.00	-	100.00	-	100.00	-
Lima Enerzone Corporation (LEZ)	Power distribution	100.00	-	100.00	-	100.00	-
Mactan Enerzone Corporation (MEZ)	Power distribution	100.00	-	100.00	-	100.00	-
Maiver Enerzone Corporation (MVEZ)	Power distribution	100.00	-	100.00	-	100.00	-
East Asia Utilities Corporation (EAUC)	Power generation	50.00	50.00	50.00	50.00	50.00	50.00
Cotabato Light and Power Company (CLP)	Power distribution	99.94	-	99.94	-	99.94	-
Cotabato Ice Plant, Inc.	Manufacturing	-	100.00	-	100.00	-	100.00
Davao Light & Power Company, Inc. (DLP)	Power distribution	99.93	-	99.93	-	99.93	-
Maaraw Holdings San Carlos, Inc. (MHSCI)	Holding company	-	100.00	-	100.00	-	100.00
San Carlos Sun Power, Inc. (Sacasun)	Power generation	-	100.00	-	100.00	-	100.00
AboitizPower International B.V. (APIBV)	Holding company	-	100.00	-	100.00	-	100.00
Subic Enerzone Corporation (SEZ)	Power distribution	65.00	34.98	65.00	34.98	65.00	34.98
Cebu Private Power Corporation (CPPC)	Power generation	60.00	-	60.00	-	60.00	-
Prism Energy, Inc. (PEI)	Retail electricity supplier	60.00	-	60.00	-	60.00	-
Visayan Electric Company, Inc. (VECO)	Power distribution	55.26	-	55.26	-	55.26	-

A Part of Therma Dinginin Group

§ In 2019, ownership increased in relation to AA Thermal acquisition (Note 5).

¶ Dissolved and liquidated in 2018 as part of TPI's restructuring of its offshore intermediary companies acquired as part of the GNPower acquisition.

** No commercial operations as of December 31, 2020.*



All of the foregoing subsidiaries are incorporated and registered with the Philippine SEC and operate in the Philippines except for the following:

Subsidiary	Country of incorporation
API	Singapore
APIBV	Netherlands
Therma Dinginin Holding Cooperatief U.A.	Netherlands
Therma Dinginin B.V.	Netherlands

Material partly-owned subsidiary

Information of subsidiaries that have material non-controlling interests is provided below:

	2020	2019	2020	2019	2020	2019
	TVI	TVI	GMEC	GMEC	VECO	VECO
Summarized balance sheet information						
Current assets	₱8,884,283	₱10,470,714	₱8,799,937	₱10,006,452	₱3,927,347	₱4,989,549
Noncurrent assets	34,999,698	40,431,490	31,011,841	32,432,202	13,172,421	13,621,804
Current liabilities	5,085,904	5,550,324	5,413,454	4,612,886	6,983,082	6,869,764
Noncurrent liabilities	27,114,919	33,843,394	32,243,565	35,149,248	4,084,624	4,945,832
Non-controlling interests	9,471,619	9,417,229	2,376,538	2,277,399	2,534,720	2,680,701
Summarized comprehensive income information						
Profit for the year	₱283,194	₱810,948	₱4,133,938	₱3,803,229	₱1,883,558	₱2,468,943
Total comprehensive income	271,949	805,883	3,746,717	3,428,913	1,848,845	2,482,145
Summarized other financial information						
Profit attributable to non-controlling interests	₱56,639	₱162,190	₱1,401,774	₱1,289,565	₱814,947	₱1,076,870
Dividends paid to non-controlling interests	—	—	714,687	1,628,509	952,742	555,622
Summarized cash flow information						
Operating	₱57,912	₱59,558	₱7,042,638	₱9,044,012	₱1,790,658	₱2,779,002
Investing	(533,532)	(413,262)	(769,887)	(62,051)	(658,185)	(1,107,726)
Financing	(2,104,388)	(1,878,686)	(6,311,812)	(9,867,586)	(1,954,658)	(732,901)
Net increase (decrease) in cash and cash equivalents	(2,580,008)	(2,232,390)	(39,061)	(885,625)	(822,185)	938,375



3. Summary of Significant Accounting Policies

Basis of Preparation

The accompanying consolidated financial statements have been prepared on a historical cost basis, except for derivative financial instruments and financial assets at FVTPL which are measured at fair value. The consolidated financial statements are presented in Philippine peso which is the Company's functional currency and all values are rounded to the nearest thousand except for earnings per share and exchange rates and as otherwise indicated.

The consolidated financial statements provide comparative information in respect of the previous periods.

Statement of Compliance

The consolidated financial statements are prepared in compliance with Philippine Financial Reporting Standards (PFRSs).

Basis of Consolidation

The consolidated financial statements comprise the financial statements of the Company, its subsidiaries controlled by the Company and a joint operation that is subject to joint control as of December 31 of each year. Control is achieved when the Group is exposed, or has rights, to variable returns from its involvement with the investee and has the ability to affect those returns through its power over the investee. Specifically, the Group controls an investee if and only if the Group has:

- Power over the investee (i.e., existing rights that give it the current ability to direct the relevant activities of the investee);
- Exposure, or rights, to variable returns from its involvement with the investee; and
- The ability to use its power over the investee to affect its returns.

When the Group has less than a majority of the voting or similar rights of an investee, the Group considers all relevant facts and circumstances in assessing whether it has power over an investee, including:

- The contractual arrangement(s) with the other vote holders of the investee;
- Rights arising from other contractual arrangements; and
- The Group's voting rights and potential voting rights.

The Group re-assesses whether or not it controls an investee if facts and circumstances indicate that there are changes to one or more of the three elements of control. Consolidation of a subsidiary begins when the Group obtains control over the subsidiary and ceases when the Group loses control of the subsidiary. Assets, liabilities, income and expenses of a subsidiary acquired or disposed of during the year are included in the consolidated financial statements from the date the Group gains control until the date the Group ceases to control the subsidiary.

Profit or loss and each component of other comprehensive income are attributed to the equity holders of the parent of the Group and to the non-controlling interests, even if this results in the non-controlling interests having a deficit balance. When necessary, adjustments are made to the financial statements of subsidiaries to bring their accounting policies in line with the Group's accounting policies. All intra-group assets, liabilities, equity, income, expenses, and cash flows relating to transactions between members of the Group are eliminated in full on consolidation.



A change in the ownership interest of a subsidiary, without loss of control, is accounted for as an equity transaction.

If the Group loses control over a subsidiary, it derecognizes the related assets (including goodwill), liabilities, non-controlling interest and other components of equity, while any resultant gain or loss is recognized in profit or loss.

The financial statements of the subsidiaries are prepared for the same reporting year as the Company using consistent accounting policies.

Transactions with Non-controlling Interests

Non-controlling interests represent the portion of profit or loss and net assets in the subsidiaries not held by the Group and are presented separately in the consolidated statement of income and within equity in the consolidated balance sheet, separately from the equity attributable to equity holders of the parent. Transactions with non-controlling interests are accounted for as equity transactions. On acquisitions of non-controlling interests, the difference between the consideration and the book value of the share of the net assets acquired is reflected as being a transaction between owners and recognized directly in equity. Gain or loss on disposals of non-controlling interest is also recognized directly in equity.

Changes in Accounting Policies and Disclosures

The accounting policies adopted are consistent with those of the previous financial year, except for the adoption of new standards effective as of January 1, 2020. The Group has not early adopted any standard, interpretation or amendment that has been issued but is not yet effective, except for the amendments to PFRS 16, *Leases*.

Except as otherwise indicated, adoption of the following new and amended standards and interpretations did not have any significant impact on the consolidated financial statements:

- Amendments to PFRS 3, *Business Combination, Definition of a Business*

The amendments to PFRS 3 clarifies that to be considered a business, an integrated set of activities and assets must include, at a minimum, an input and a substantive process that together significantly contribute to the ability to create output. Furthermore, it clarifies that a business can exist without including all of the inputs and processes needed to create outputs. These amendments do not have an impact on the consolidated financial statements but will be applied to future business combinations of the Group.

- Amendments to Philippine Accounting Standard (PAS) 1, *Presentation of Financial Statements*, and PAS 8, *Accounting Policies, Changes in Accounting Estimates and Errors, Definition of Material*

The amendments provide a new definition of material that states “information is material if omitting, misstating or obscuring it could reasonably be expected to influence decisions that the primary users of general purpose financial statements make on the basis of those financial statements, which provide financial information about a specific reporting entity.”



The amendments clarify that materiality will depend on the nature or magnitude of information, either individually or in combination with other information, in the context of the financial statements. A misstatement of information is material if it could reasonably be expected to influence decisions made by the primary users.

- Amendments to PFRS 7, *Financial Instruments: Disclosures* and PFRS 9, *Financial Instruments, Interest Rate Benchmark Reform*

The amendments to PFRS 9 provide a number of reliefs, which apply to all hedging relationships that are directly affected by the interest rate benchmark reform. A hedging relationship is affected if the reform gives rise to uncertainties about the timing and or amount of benchmark-based cash flows of the hedged item or the hedging instrument.

The Group adopted the amendments starting January 1, 2020 and availed the reliefs covered by the amendments. The table below indicates the nominal amount and weighted average maturity of derivatives in hedging relations that will be affected by interbank offered rate (IBOR) reform as financial instruments transition to risk-free interest rates (RFRs), analyzed by interest rate basis. The derivative hedging instruments provide a close approximation to the extent of the risk exposure the Group manages through hedging relationships.

<u>Interest rate swaps</u>	<u>Nominal Amount</u>	<u>Average maturity (years)</u>
USD LIBOR (3 months)	₱21.7 billion	3.56
USD LIBOR (6 months)	₱429.8 million	1.32

The Group's treasury function is managing the Group's LIBOR transition plan. The greatest change will be amendments to the contractual terms of the LIBOR-referenced floating-rate debt and the associated swap and the corresponding update of the hedge designation. However, the changed reference rate may also affect other systems, processes, risk and valuation models, as well as having tax and accounting implications.

The Group has applied the following reliefs that were introduced by the amendments:

- When considering the 'highly probable' requirement, the Group has assumed that the LIBOR interest rate on which the Group's hedged debt is based does not change as a result of IBOR reform;
- In assessing whether the hedge is expected to be highly effective on a forward-looking basis the Group has assumed that the LIBOR interest rate on which the cash flows of the hedged debt and the interest rate swap that hedges it are based is not altered by the IBOR reform; and
- The Group has not recycled the cash flow hedge reserve relating to the period after the reforms are expected to take effect.

In calculating the change in fair value attributable to the hedged risk of floating-rate debt, the Group has made the following assumptions that reflect its current expectations:

- The floating-rate debt will move to RFRs during 2022 and the spread will be similar to the spread included in the interest rate swap used as the hedging instrument;
- No other changes to the terms of the floating-rate debt are anticipated; and



- The Group has incorporated the uncertainty over when the floating-rate debt will move to RFR, the resulting adjustment to the spread, and the other aspects of the reform that have not yet been finalised by adding an additional spread to the discount rate used in the calculation.

- Conceptual Framework for Financial Reporting issued on March 29, 2018

The Conceptual Framework is not a standard, and none of the concepts contained therein override the concepts or requirements in any standard. The purpose of the Conceptual Framework is to assist the standard-setters in developing standards, to help preparers develop consistent accounting policies where there is no applicable standard in place and to assist all parties to understand and interpret the standards.

The revised Conceptual Framework includes new concepts, provides updated definitions and recognition criteria for assets and liabilities and clarifies some important concepts.

- Amendments to PFRS 16, *COVID-19-related Rent Concessions*

The amendments provide relief to lessees from applying the PFRS 16 requirement on lease modifications to rent concessions arising as a direct consequence of the COVID-19 pandemic. A lessee may elect not to assess whether a rent concession from a lessor is a lease modification if it meets all of the following criteria:

- The rent concession is a direct consequence of COVID-19;
- The change in lease payments results in a revised lease consideration that is substantially the same as, or less than, the lease consideration immediately preceding the change;
- Any reduction in lease payments affects only payments originally due on or before June 30, 2021; and
- There is no substantive change to other terms and conditions of the lease.

A lessee that applies this practical expedient will account for any change in lease payments resulting from the COVID-19 related rent concession in the same way it would account for a change that is not a lease modification, i.e., as a variable lease payment.

The amendments are effective for annual reporting periods beginning on or after June 1, 2020. Early adoption is permitted. The Group adopted the amendments beginning January 1, 2020.



New Standards and Interpretation Issued and Effective after December 31, 2020

The Group will adopt the standards enumerated below when these become effective. Except as otherwise indicated, the Group does not expect the adoption of these new and amended PFRSs, PAS and Philippine Interpretations to have significant impact on the consolidated financial statements.

Effective beginning on or after January 1, 2021

- Amendments to PFRS 9, PFRS 7, PFRS 4, *Insurance Contracts*, and PFRS 16, *Interest Rate Benchmark Reform - Phase 2*

The amendments provide the following temporary reliefs which address the financial reporting effects when an IBOR is replaced with an alternative nearly RFR:

- Practical expedient for changes in the basis for determining the contractual cash flows as a result of IBOR reform
- Relief from discontinuing hedging relationships
- Relief from the separately identifiable requirement when an RFR instrument is designated as a hedge of a risk component

The Group shall also disclose information about:

- The about the nature and extent of risks to which the entity is exposed arising from financial instruments subject to IBOR reform, and how the entity manages those risks; and
- Their progress in completing the transition to alternative benchmark rates, and how the entity is managing that transition

The amendments are effective for annual reporting periods beginning on or after January 1, 2021 and apply retrospectively, however, the Group is not required to restate prior periods.

Effective beginning on or after January 1, 2022

- Amendments to PFRS 3, *Reference to the Conceptual Framework*

The amendments are intended to replace a reference to the Framework for the Preparation and Presentation of Financial Statements, issued in 1989, with a reference to the Conceptual Framework for Financial Reporting issued in March 2018 without significantly changing its requirements. The amendments added an exception to the recognition principle of PFRS 3, Business Combinations to avoid the issue of potential 'day 2' gains or losses arising for liabilities and contingent liabilities that would be within the scope of PAS 37, Provisions, Contingent Liabilities and Contingent Assets or Philippine-IFRIC 21, Levies, if incurred separately. At the same time, the amendments add a new paragraph to PFRS 3 to clarify that contingent assets do not qualify for recognition at the acquisition date.

The amendments are applied prospectively.



- Amendments to PAS 16, *Property, Plant and Equipment: Proceeds before Intended Use*

The amendments prohibit entities deducting from the cost of an item of property, plant and equipment, any proceeds from selling items produced while bringing that asset to the location and condition necessary for it to be capable of operating in the manner intended by management. Instead, an entity recognizes the proceeds from selling such items, and the costs of producing those items, in profit or loss.

The amendment must be applied retrospectively to items of property, plant and equipment made available for use on or after the beginning of the earliest period presented when the entity first applies the amendment.

- Amendments to PAS 37, *Onerous Contracts - Costs of Fulfilling a Contract*

The amendment specifies which costs an entity needs to include when assessing whether a contract is onerous or loss-making. The amendments apply a “directly related cost approach”. The costs that relate directly to a contract to provide goods or services include both incremental costs and an allocation of costs directly related to contract activities. General and administrative costs do not relate directly to a contract and are excluded unless they are explicitly chargeable to the counterparty under the contract.

The Company will apply these amendments to contracts for which it has not yet fulfilled all its obligations at the beginning of the annual reporting period in which it first applies the amendments.

- Annual Improvements to PFRSs 2018-2020 Cycle

- Amendments to PFRS 1, *First-time Adoption of PFRS - Subsidiary as a first-time adopter*

The amendment permits a subsidiary that elects to apply paragraph D16(a) of PFRS 1 to measure cumulative translation differences using the amounts reported by the parent, based on the parent’s date of transition to PFRS. This amendment is also applied to an associate or joint venture that elects to apply paragraph D16(a) of PFRS 1.

The amendment is effective for annual reporting periods beginning on or after January 1, 2022 with earlier adoption permitted.

- Amendments to PFRS 9, *Financial Instruments - Fees in the ‘10 per cent’ test for derecognition of financial liabilities*

The amendment clarifies the fees that an entity includes when assessing whether the terms of a new or modified financial liability are substantially different from the terms of the original financial liability. These fees include only those paid or received between the borrower and the lender, including fees paid or received by either the borrower or lender on the other’s behalf. An entity applies the amendment to financial liabilities that are modified or exchanged on or after the beginning of the annual reporting period in which the entity first applies the amendment.



The amendment is effective for annual reporting periods beginning on or after January 1, 2022 with earlier adoption permitted. The Company will apply the amendments to financial liabilities that are modified or exchanged on or after the beginning of the annual reporting period in which the entity first applies the amendment.

○ PAS 41, *Agriculture - Taxation in fair value measurements*

The amendment removes the requirement in paragraph 22 of PAS 41 that entities exclude cash flows for taxation when measuring the fair value of assets within the scope of PAS 41.

An entity applies the amendment prospectively to fair value measurements on or after the beginning of the first annual reporting period beginning on or after January 1, 2022 with earlier adoption permitted.

Effective beginning on or after January 1, 2023

● PFRS 17, *Insurance Contracts*

PFRS 17 is a comprehensive new accounting standard for insurance contracts covering recognition and measurement, presentation and disclosure. Once effective, PFRS 17 will replace PFRS 4. This new standard on insurance contracts applies to all types of insurance contracts (i.e., life, non-life, direct insurance and re-insurance), regardless of the type of entities that issue them, as well as to certain guarantees and financial instruments with discretionary participation features. A few scope exceptions will apply.

The overall objective of PFRS 17 is to provide an accounting model for insurance contracts that is more useful and consistent for insurers. In contrast to the requirements in PFRS 4, which are largely based on grandfathering previous local accounting policies, PFRS 17 provides a comprehensive model for insurance contracts, covering all relevant accounting aspects. The core of PFRS 17 is the general model, supplemented by:

- A specific adaptation for contracts with direct participation features (the variable fee approach)
- A simplified approach (the premium allocation approach) mainly for short-duration contracts

PFRS 17 is effective for reporting periods beginning on or after January 1, 2023, with comparative figures required. Early application is permitted.

● Amendments to PAS 1: *Classification of Liabilities as Current or Non-current*

The amendments clarify paragraphs 69 to 76 of PAS 1, *Presentation of Financial Statements*, to specify the requirements for classifying liabilities as current or non-current. The amendments clarify:

- What is meant by a right to defer settlement
- That a right to defer must exist at the end of the reporting period
- That classification is unaffected by the likelihood that an entity will exercise its deferral right



- o That only if an embedded derivative in a convertible liability is itself an equity instrument would the terms of a liability not impact its classification

The amendments are applied retrospectively. The Company is currently assessing the impact the amendments will have on current practice.

Deferred effectivity

- Amendments to PFRS 10, *Consolidated Financial Statements*, and PAS 28, *Sale or Contribution of Assets between an Investor and its Associate or Joint Venture*

The amendments address the conflict between PFRS 10 and PAS 28 in dealing with the loss of control of a subsidiary that is sold or contributed to an associate or joint venture. The amendments clarify that a full gain or loss is recognized when a transfer to an associate or joint venture involves a business as defined in PFRS 3. Any gain or loss resulting from the sale or contribution of assets that does not constitute a business, however, is recognized only to the extent of unrelated investors' interests in the associate or joint venture.

On January 13, 2016, the Financial Reporting Standards Council deferred the original effective date of January 1, 2016 of the said amendments until the International Accounting Standards Board (IASB) completes its broader review of the research project on equity accounting that may result in the simplification of accounting for such transactions and of other aspects of accounting for associates and joint ventures.

Summary of Significant Accounting Policies

Business Combination and Goodwill

Business combinations are accounted for using the acquisition method. The cost of an acquisition is measured as the aggregate of the consideration transferred, measured at acquisition date fair value and the amount of any non-controlling interest in the acquiree. For each business combination, the acquirer measures the non-controlling interest in the acquiree pertaining to instruments that represent present ownership interests and entitle the holders to a proportionate share of the net assets in the event of liquidation either at fair value or at the proportionate share of the acquiree's identifiable net assets. All other components of non-controlling interest are measured at fair value unless another measurement basis is required by PFRS. Acquisition-related costs incurred are expensed and included in administrative expenses.

When the Group acquires a business, it assesses the financial assets and liabilities assumed for appropriate classification and designation in accordance with the contractual terms, economic circumstances and pertinent conditions as at the acquisition date. This includes the separation of embedded derivatives in host contracts by the acquiree.

If the business combination is achieved in stages, the acquisition date fair value of the acquirer's previously held equity interest in the acquiree is remeasured to fair value at the acquisition date through profit or loss.



Any contingent consideration to be transferred by the acquirer will be recognized at fair value at the acquisition date. Subsequent changes to the fair value of the contingent consideration which is deemed to be an asset or liability that is within the scope of PFRS 9 will be recognized either in profit or loss or as a change to other comprehensive income. If the contingent consideration is classified as equity, it should not be remeasured until it is finally settled within equity.

Goodwill is initially measured at cost being the excess of the aggregate of the consideration transferred and the amount recognized for non-controlling interest over the net identifiable assets acquired and liabilities assumed. If this consideration is lower than the fair value of the net assets of the subsidiary acquired, the difference is recognized as "bargain purchase gain" in profit or loss.

After initial recognition, goodwill is measured at cost less any accumulated impairment losses. For the purpose of impairment testing, goodwill acquired in a business combination is, from the acquisition date, allocated to each of the Group's cash-generating units (CGUs) that are expected to benefit from the combination, irrespective of whether other assets or liabilities of the acquiree are assigned to those units.

Where goodwill forms part of a cash-generating unit and part of the operation within that unit is disposed of, the goodwill associated with the operation disposed of is included in the carrying amount of the operation when determining the gain or loss on disposal of the operation. Goodwill disposed of in this circumstance is measured based on the relative values of the operation disposed of and the portion of the cash-generating unit retained.

Impairment of goodwill

Following initial recognition, goodwill is measured at cost less any accumulated impairment losses. Goodwill is reviewed for impairment, annually or more frequently, if events or changes in circumstances indicate that the carrying value may be impaired.

For the purpose of impairment testing, goodwill acquired in a business combination is, from the acquisition date, allocated to each of the Group's cash-generating units, or groups of cash-generating units, that are expected to benefit from the synergies of the combination, irrespective of whether other assets or liabilities of the Group are assigned to those units or groups of units.

Impairment is determined by assessing the recoverable amount of the cash-generating unit or group of cash-generating units, to which the goodwill relates. Where the recoverable amount of the cash-generating unit or group of cash-generating units is less than the carrying amount, an impairment loss is recognized.

Common control business combination

Business combination of entities under common control is accounted for similar to pooling of interest method, which is scoped out of PFRS 3. Under the pooling of interest method, any excess of acquisition cost over the net asset value of the acquired entity is recorded in equity.

Current versus Noncurrent Classification

The Group presents assets and liabilities in the consolidated balance sheet based on current/noncurrent classification. An asset is current when it is:

- Expected to be realized or intended to be sold or consumed in normal operating cycle
- Held primarily for the purpose of trading



- Expected to be realized within twelve months after the reporting period or
- Cash or cash equivalent unless restricted from being exchanged or used to settle a liability for a least twelve months after reporting period

All other assets are classified as noncurrent.

A liability is current when:

- It is expected to be settled in normal operating cycle
- It is held primarily for the purpose of trading
- It is due to be settled within twelve months after the reporting period or
- There is no unconditional right to defer settlement of the liability for at least twelve months after the reporting period

All other liabilities are classified as noncurrent.

Deferred income tax assets and liabilities are classified as non-current assets and liabilities.

Fair Value Measurement

Fair value is the price that would be received to sell an asset or paid to transfer a liability in an orderly transaction between market participants at the measurement date. The fair value measurement is based on the presumption that the transaction to sell the asset or transfer the liability takes place either:

- In the principal market for the asset or liability, or
- In the absence of a principal market, in the most advantageous market for the asset or liability.

The principal or the most advantageous market must be accessible by the Group.

The fair value of an asset or a liability is measured using the assumptions that market participants would use when pricing the asset or liability, assuming that market participants act in their economic best interest.

A fair value measurement of a non-financial asset takes into account a market participant's ability to generate economic benefits by using the asset in its highest and best use or by selling it to another market participant that would use the asset in its highest and best use.

The Group uses valuation techniques that are appropriate in the circumstances and for which sufficient data are available to measure fair value, maximizing the use of relevant observable inputs and minimizing the use of unobservable inputs.

All assets and liabilities for which fair value is measured or disclosed in the consolidated financial statements are categorized within the fair value hierarchy, described as follows, based on the lowest level input that is significant to the fair value measurement as a whole:

- Level 1 - Quoted (unadjusted) market prices in active markets for identical assets or liabilities.
- Level 2 - Valuation techniques for which the lowest level input that is significant to the fair value measurement is directly or indirectly observable.
- Level 3 - Valuation techniques for which the lowest level input that is significant to the fair value measurement is unobservable.



For assets and liabilities that are recognized in the consolidated financial statements on a recurring basis, the Group determines whether transfers have occurred between Levels in the hierarchy by re-assessing categorization (based on the lowest level input that is significant to the fair value measurement as a whole) at the end of each reporting period.

For the purpose of fair value disclosures, the Group has determined classes of assets and liabilities on the basis of the nature, characteristics and risks of the asset or liability and the level of the fair value hierarchy as explained above.

Investments in Associates and Joint Ventures

An associate is an entity over which the Group has significant influence. Significant influence is the power to participate in the financial and operating policy decisions of the investee, but is not control or joint control over those policies.

A joint venture is a type of joint arrangement whereby the parties that have joint control of the arrangement have rights to the net assets of the joint venture. Joint control is the contractually agreed sharing of control of an arrangement, which exists only when decisions about the relevant activities require unanimous consent of the parties sharing control.

The considerations made in determining significant influence or joint control are similar to those necessary to determine control over subsidiaries.

The Group's investments in its associates and joint ventures are accounted for using the equity method.

Under the equity method, the investment in an associate or a joint venture is initially recognized at cost. The carrying amount of the investment is adjusted to recognize changes in the Group's share of net assets of the associate or joint venture since the acquisition date. Goodwill relating to the associate or joint venture is included in the carrying amount of the investment and is neither amortized nor individually tested for impairment.

The consolidated statement of income reflects the Group's share of the results of operations of the associate or joint venture. Any change in other comprehensive income of those investees is presented as part of the Group's other comprehensive income. In addition, when there has been a change recognized directly in the equity of the associate or joint venture, the Group recognizes its share of any changes, when applicable, in the consolidated statement of changes in equity. Unrealized gains and losses resulting from transactions between the Group and the associate or joint venture are eliminated to the extent of the interest in the associate or joint venture.

The aggregate of the Group's share in the profit or loss of an associate and a joint venture is shown on the face of the consolidated statement of income outside operating profit and represents profit or loss after tax and non-controlling interests in the subsidiaries of the associate or joint venture.

The financial statements of the associate or joint venture are prepared for the same reporting period as the Group. When necessary, adjustments are made to bring the accounting policies in line with those of the Group.



After application of the equity method, the Group determines whether it is necessary to recognize an impairment loss on its investment in its associate or joint venture. At each balance sheet date, the Group determines whether there is objective evidence that the investment in the associate or joint venture is impaired. If there is such evidence, the Group calculates the amount of impairment as the difference between the recoverable amount of the associate or joint venture and its carrying value and recognizes the loss in the consolidated statement of income.

Upon loss of significant influence over the associate or joint control over the joint venture, the Group measures and recognizes any retained investment at its fair value. Any difference between the carrying amount of the associate or joint venture upon loss of significant influence or joint control and the fair value of the retained investment and proceeds from disposal is recognized in profit or loss.

Interest in Joint Operations

A joint arrangement is classified as a joint operation if the parties with joint control have rights to the assets and obligations for the liabilities of the arrangement. For interest in joint operations, the Group recognizes:

- assets, including its share of any assets held jointly;
- liabilities, including its share of any liabilities incurred jointly;
- revenue from the sale of its share of the output arising from the joint operation;
- share of the revenue from the sale of the output by the joint operation; and
- expenses, including its share of any expenses incurred jointly.

The accounting and measurement for each of these items is in accordance with the applicable PFRS.

Foreign Currency Translation

Each entity in the Group determines its own functional currency and items included in the financial statements of each entity are measured using that functional currency. Transactions in foreign currencies are initially recorded in the functional currency at the rate ruling at the date of the transaction. Monetary assets and liabilities denominated in foreign currencies are retranslated at the functional currency rate of exchange ruling at the balance sheet date. All differences are taken to the consolidated statement of income. Non-monetary items that are measured in terms of historical cost in a foreign currency are translated using the exchange rates as at the dates of the initial transactions. Non-monetary items measured at fair value in a foreign currency are translated using the exchange rates at the date when the fair value was determined.

The functional currency of its subsidiaries: GMEC, Therma Dinginin Group, and LHC, and its associate: STEAG State Power, Inc. (STEAG), is the United States (US) Dollar. As at the balance sheet date, the assets and liabilities of these entities are translated into the presentation currency of the Group (the Philippine peso) at the rate of exchange ruling at the balance sheet date and their statement of income and statement of comprehensive income are translated at the weighted average exchange rates for the year. The exchange differences arising on the translation are taken directly to other comprehensive income as cumulative translation adjustments. Upon disposal of the subsidiary and associate, the cumulative translation adjustment recognized in other comprehensive income relating to that disposed entity is recognized in the consolidated statement of income.



Cash and Cash Equivalents

Cash and cash equivalents in the consolidated balance sheet consist of cash on hand and with banks, and short-term, highly liquid investments that are readily convertible to known amounts of cash and subject to insignificant risk of changes in value. They are held for the purpose of meeting short-term cash commitments rather than for investment or other purposes.

For the purpose of the consolidated statement of cash flows, cash and cash equivalents consist of cash and cash equivalents as defined above, net of outstanding bank overdrafts.

Inventories

Inventories are valued at the lower of cost and net realizable value (NRV). Cost is determined on weighted average method. NRV is the current replacement cost. An allowance for inventory obsolescence is provided for slow-moving, defective or damaged goods based on analyses and physical inspection.

Financial Instruments - Classification and Measurement

Classification of financial assets

Financial assets are classified in their entirety based on the contractual cash flows characteristics of the financial assets and the Group's business model for managing the financial assets. The Group classifies its financial assets into the following measurement categories:

- financial assets measured at amortized cost
- financial assets measured at fair value through profit or loss
- financial assets measured at fair value through other comprehensive income, where cumulative gains or losses previously recognized are reclassified to profit or loss
- financial assets measured at fair value through other comprehensive income, where cumulative gains or losses previously recognized are not reclassified to profit or loss

Contractual cash flows characteristics

If the financial asset is held within a business model whose objective is to hold assets to collect contractual cash flows or within a business model whose objective is achieved by both collecting contractual cash flows and selling financial assets, the Group assesses whether the cash flows from the financial asset represent solely payments of principal and interest (SPPI) on the principal amount outstanding.

In making this assessment, the Group determines whether the contractual cash flows are consistent with a basic lending arrangement, i.e., interest includes consideration only for the time value of money, credit risk and other basic lending risks and costs associated with holding the financial asset for a particular period of time. In addition, interest can include a profit margin that is consistent with a basic lending arrangement. The assessment as to whether the cash flows meet the test is made in the currency in which the financial asset is denominated. Any other contractual terms that introduce exposure to risks or volatility in the contractual cash flows that is unrelated to a basic lending arrangement, such as exposure to changes in equity prices or commodity prices, do not give rise to contractual cash flows that are solely payments of principal and interest on the principal amount outstanding.



Business model

The Group's business model is determined at a level that reflects how groups of financial assets are managed together to achieve a particular business objective. The Group's business model does not depend on management's intentions for an individual instrument.

The Group's business model refers to how it manages its financial assets in order to generate cash flows. The Group's business model determines whether cash flows will result from collecting contractual cash flows, selling financial assets or both. Relevant factors considered by the Group in determining the business model for a group of financial assets include how the performance of the business model and the financial assets held within that business model are evaluated and reported to the Group's key management personnel, the risks that affect the performance of the business model (and the financial assets held within that business model) and how these risks are managed and how managers of the business are compensated.

Financial assets at amortized cost

A financial asset is measured at amortized cost if (i) it is held within a business model whose objective is to hold financial assets in order to collect contractual cash flows and (ii) the contractual terms of the financial asset give rise on specified dates to cash flows that are SPPI on the principal amount outstanding. These financial assets are initially recognized at fair value plus directly attributable transaction costs and subsequently measured at amortized cost using the EIR method, less any impairment in value. Amortized cost is calculated by taking into account any discount or premium on acquisition and fees and costs that are an integral part of the EIR. The amortization is included in 'Interest income' in the consolidated statement of income and is calculated by applying the EIR to the gross carrying amount of the financial asset, except for (i) purchased or originated credit-impaired financial assets and (ii) financial assets that have subsequently become credit-impaired, where, in both cases, the EIR is applied to the amortized cost of the financial asset. Losses arising from impairment are recognized in 'Provision for credit and impairment losses' in the consolidated statement of income.

The Group's debt financial assets as of December 31, 2020 and 2019 consist of cash in banks, including restricted cash, cash equivalents, and trade and other receivables and the Power Sector Assets and Liabilities Management Corporation (PSALM) deferred adjustment - net of current portion included in "Other noncurrent assets" in the consolidated balance sheet. The Group assessed that the contractual cash flows of its debt financial assets are SPPI and are expected to be held to collect all contractual cash flows until their maturity. As a result, the Group concluded these debt financial assets to be measured at amortized cost.

Financial assets at FVOCI

A financial asset is measured at FVOCI if (i) it is held within a business model whose objective is achieved by both collecting contractual cash flows and selling financial assets and (ii) its contractual terms give rise on specified dates to cash flows that are SPPI on the principal amount outstanding. These financial assets are initially recognized at fair value plus directly attributable transaction costs and subsequently measured at fair value. Gains and losses arising from changes in fair value are included in other comprehensive income within a separate component of equity. Impairment losses or reversals, interest income and foreign exchange gains and losses are recognized in profit and loss until the financial asset is derecognized. Upon derecognition, the cumulative gain or loss previously recognized in other comprehensive income is reclassified from equity to profit or loss. This reflects the gain or loss that would have been recognized in profit or loss upon derecognition if the financial asset had been measured at amortized cost. Impairment is measured based on the expected credit loss (ECL) model.



The Group may also make an irrevocable election to measure at FVOCI on initial recognition investments in equity instruments that are neither held for trading nor contingent consideration recognized in a business combination in accordance with PFRS 3. Amounts recognized in OCI are not subsequently transferred to profit or loss. However, the Group may transfer the cumulative gain or loss within equity. Dividends on such investments are recognized in profit or loss, unless the dividend clearly represents a recovery of part of the cost of the investment.

Dividends are recognized in profit or loss only when:

- the Group's right to receive payment of the dividend is established
- it is probable that the economic benefits associated with the dividend will flow to the Group; and
- the amount of the dividend can be measured reliably.

The Group does not have any financial asset at FVOCI as of December 31, 2020 and 2019.

Financial assets at FVTPL

Financial assets at FVTPL are measured as at unless these are measured at amortized cost or at FVOCI. Included in this classification are equity investments held for trading and debt instruments with contractual terms that do not represent solely payments of principal and interest. Financial assets held at FVTPL are initially recognized at fair value, with transaction costs recognized in the statement of income as incurred.

Additionally, even if the asset meets the amortized cost or the FVOCI criteria, the Group may choose at initial recognition to designate the financial asset at FVTPL if doing so eliminates or significantly reduces a measurement or recognition inconsistency (an accounting mismatch) that would otherwise arise from measuring financial assets on a different basis.

Trading gains or losses are calculated based on the results arising from trading activities of the Group, including all gains and losses from changes in fair value for financial assets and financial liabilities at FVTPL, and the gains or losses from disposal of financial investments.

The Group's investments in quoted equity securities and in unquoted equity shares are measured at FVTPL as of December 31, 2020 and 2019.

Classification of financial liabilities

Financial liabilities are measured at amortized cost, except for the following:

- financial liabilities measured at fair value through profit or loss;
- financial liabilities that arise when a transfer of a financial asset does not qualify for derecognition or when the Group retains continuing involvement;
- financial guarantee contracts;
- commitments to provide a loan at a below-market interest rate; and
- contingent consideration recognized by an acquirer in accordance with PFRS 3.



A financial liability may be designated at fair value through profit or loss if it eliminates or significantly reduces a measurement or recognition inconsistency (an accounting mismatch) or:

- if a host contract contains one or more embedded derivatives; or
- if a group of financial liabilities or financial assets and liabilities is managed and its performance evaluated on a fair value basis in accordance with a documented risk management or investment strategy.

Where a financial liability is designated at fair value through profit or loss, the movement in fair value attributable to changes in the Group's own credit quality is calculated by determining the changes in credit spreads above observable market interest rates and is presented separately in other comprehensive income.

The Group's financial liabilities measured at amortized cost (which were initially recognized at fair value, net of directly attributable transaction costs) as of December 31, 2020 and 2019 include trade and other payables (excluding taxes and fees, output value-added tax (VAT) and unearned revenue), customers' deposits, short-term loans, lease liabilities, long-term obligation on power distribution system, long-term debts and other noncurrent liabilities (see Note 32).

Reclassifications of financial instruments

The Group reclassifies its financial assets when, and only when, there is a change in the business model for managing the financial assets. Reclassifications shall be applied prospectively by the Group and any previously recognized gains, losses or interest shall not be restated. The Group does not reclassify its financial liabilities.

The Group does not reclassify its financial assets when:

- A financial asset that was previously a designated and effective hedging instrument in a cash flow hedge or net investment hedge no longer qualifies as such;
- A financial asset becomes a designated and effective hedging instrument in a cash flow hedge or net investment hedge; and
- There is a change in measurement on credit exposures measured at fair value through profit or loss.

Derivative financial instruments

Initial recognition and subsequent measurement

Derivative financial instruments, including embedded derivatives, are initially recognized at fair value on the date in which a derivative transaction is entered into or bifurcated, and are subsequently remeasured at FVTPL, unless designated as effective hedge. Changes in fair value of derivative instruments not accounted as hedges are recognized immediately in the consolidated statement of income. Derivatives are carried as assets when the fair value is positive and as liabilities when the fair value is negative.



The Group assesses whether embedded derivatives are required to be separated from host contracts when the Group first becomes party to the contract. An embedded derivative is separated from the host financial or non-financial contract and accounted for as a separate derivative if all of the following conditions are met:

- the economic characteristics and risks of the embedded derivative are not closely related to the economic characteristics of the host contract;
- a separate instrument with the same terms as the embedded derivative would meet the definition of a derivative; and
- the hybrid or combined instrument is not recognized as at FVTPL.

Reassessment only occurs if there is a change in the terms of the contract that significantly modifies the cash flows that would otherwise be required.

Embedded derivatives that are bifurcated from the host contracts are accounted for either as financial assets or financial liabilities at FVTPL. The Group uses derivative financial instruments, such as foreign currency forward, interest rate swap (IRS) and commodity swap contracts to hedge its foreign currency risks, interest rate risks and commodity price risks, respectively.

For the purpose of hedge accounting, the Group's hedges are classified as cash flow hedges. Hedges are classified as cash flow hedge when hedging the exposure to variability in cash flows that is either attributable to a particular risk associated with a recognized asset or liability or a highly probable forecast transaction or the foreign currency risk in an unrecognized firm commitment.

At the inception of a hedge relationship, the Group formally designates and documents the hedge relationship to which it wishes to apply hedge accounting and the risk management objective and strategy for undertaking the hedge.

The documentation includes identification of the hedging instrument, the hedged item, the nature of the risk being hedged and how the Group will assess whether the hedging relationship meets the hedge effectiveness requirements (including the analysis of sources of hedge ineffectiveness and how the hedge ratio is determined). A hedging relationship qualifies for hedge accounting if it meets all of the following effectiveness requirements:

- There is 'an economic relationship' between the hedged item and the hedging instrument.
- The effect of credit risk does not 'dominate the value changes' that result from that economic relationship.
- The hedge ratio of the hedging relationship is the same as that resulting from the quantity of the hedged item that the Company actually hedges and the quantity of the hedging instrument that the Company actually uses to hedge that quantity of hedged item.

The Group's hedges that meet all the qualifying criteria for hedge accounting are accounted for, as described below:

Cash flow hedge

The effective portion of the gain or loss on the hedging instrument is recognized in the cumulative translation adjustment, while any ineffective portion is recognized immediately in the consolidated statement of income. The cumulative translation adjustment is adjusted to the lower of the cumulative gain or loss on the hedging instrument and the cumulative change in fair value of the hedged item.



The Group uses foreign currency forward contracts as hedges of its exposure to foreign currency risk in forecast transactions, IRS contracts to manage its floating interest rate exposure on its loans and commodity swap contracts for its exposure to volatility in the commodity prices. The ineffective portion relating to these contracts are recognized in other operating income or expenses as realized gain or loss on derivative instruments.

The Group designated all of the foreign currency forward, IRS and commodity swap contracts as hedging instrument. The amounts accumulated in other comprehensive income are accounted for, depending on the nature of the underlying hedged transaction. If the hedged transaction subsequently results in the recognition of a non-financial item, the amount accumulated in equity is removed from the separate component of equity and included in the initial cost or other carrying amount of the hedged asset or liability. This is not a reclassification adjustment and will not be recognized in other comprehensive income for the period. This also applies where the hedged forecast transaction of a non-financial asset or non-financial liability subsequently becomes a firm commitment for which fair value hedge accounting is applied.

For any other cash flow hedges, the amount accumulated in other comprehensive income is reclassified to the consolidated statement of income as a reclassification adjustment in the same period or periods during which the hedged cash flows affect profit or loss.

If cash flow hedge accounting is discontinued, the amount that has been accumulated in other comprehensive must remain in other comprehensive income if the hedged future cash flows are still expected to occur. Otherwise, the amount will be immediately reclassified to profit or loss as a reclassification adjustment. After discontinuation, once the hedged cash flow occurs, any amount remaining in other comprehensive must be accounted for depending on the nature of the underlying transaction as described above.

Derecognition of Financial Assets and Liabilities

Financial assets

A financial asset (or, where applicable a part of a financial asset or part of a group of similar financial assets) is derecognized when, and only when:

- the rights to receive cash flows from the asset expires;
- the Group retains the right to receive cash flows from the asset, but has assumed an obligation to pay them in full without material delay to a third party under a 'pass-through' arrangement;
or
- the Group has transferred its rights to receive cash flows from the asset and either (a) has transferred substantially all the risks and rewards of the asset, or (b) has neither transferred nor retained substantially all the risks and rewards of the asset, but has transferred control of the asset.

When the Group retains the contractual rights to receive the cash flows of a financial asset but assumes a contractual obligation to pay those cash flows to one or more entities, the Group treats the transaction as a transfer of a financial asset if the Group:

- has no obligation to pay amounts to the eventual recipients unless it collects equivalent amounts from the original asset;



- is prohibited by the terms of the transfer contract from selling or pledging the original asset other than as security to the eventual recipients for the obligation to pay them cash flows; and
- has an obligation to remit any cash flows it collects on behalf of the eventual recipients without material delay.

In transactions where the Group neither transfers nor retains substantially all the risks and rewards of ownership of the financial asset and it retains control over the financial asset, the financial asset is recognized to the extent of the Group's continuing involvement in the financial asset. The extent of the Group's continuing involvement in the transferred asset is the extent to which it is exposed to changes in the value of the transferred asset. When the Group's continuing involvement takes the form of guaranteeing the transferred asset, the extent of the Group's continuing involvement is the lower of (i) the amount of the asset and (ii) the maximum amount of the consideration received that the Group could be required to repay ('the guarantee amount'). When the Group's continuing involvement takes the form of a written or purchased option (or both) on the transferred asset, the extent of the Group's continuing involvement is the amount of the transferred asset that the Group may repurchase. However, in the case of a written put option on an asset that is measured at fair value, the extent of the Group's continuing involvement is limited to the lower of the fair value of the transferred asset and the option exercise price. When the Group's continuing involvement takes the form of a cash-settled option or similar provision on the transferred asset, the extent of the Group's continuing involvement is measured in the same way as that which results from non-cash settled options.

Modification of contractual cash flows

When the contractual cash flows of a financial asset are renegotiated or otherwise modified and the renegotiation or modification does not result in the derecognition of that financial asset, the Group recalculates the gross carrying amount of the financial asset as the present value of the renegotiated or modified contractual cash flows discounted at the original EIR (or credit-adjusted EIR for purchased or originated credit-impaired financial assets) and recognizes a modification gain or loss in the consolidated statement of income.

When the modification of a financial asset results in the derecognition of the existing financial asset and the subsequent recognition of the modified financial asset, the modified asset is considered a 'new' financial asset. Accordingly, the date of the modification shall be treated as the date of initial recognition of that financial asset when applying the impairment requirements to the modified financial asset.

Financial liabilities

A financial liability (or a part of a financial liability) is derecognized when the obligation under the liability is discharged, cancelled or has expired. Where an existing financial liability is replaced by another from the same lender on substantially different terms, or the terms of an existing liability or a part of it are substantially modified, such an exchange or modification is treated as a derecognition of the original financial liability and the recognition of a new financial liability, and the difference in the respective carrying amounts is recognized in the consolidated statement of income.

Impairment of Financial Assets

The Group recognizes ECL for the following financial assets that are not measured at FVTPL:

- debt instruments that are measured at amortized cost and FVOCI;
- loan commitments; and
- financial guarantee contracts.



No ECL is recognized on equity investments.

ECLs are measured in a way that reflects the following:

- an unbiased and probability-weighted amount that is determined by evaluating a range of possible outcomes;
- the time value of money; and
- reasonable and supportable information that is available without undue cost or effort at the balance sheet date about past events, current conditions and forecasts of future economic conditions.

Financial assets migrate through the following three stages based on the change in credit quality since initial recognition:

Stage 1: 12-month ECL

For credit exposures where there have not been significant increases in credit risk since initial recognition and that are not credit-impaired upon origination, the portion of lifetime ECLs that represent the ECLs that result from default events that are possible within the 12-months after the balance sheet date are recognized.

Stage 2: Lifetime ECL - not credit-impaired

For credit exposures where there have been significant increases in credit risk since initial recognition on an individual or collective basis but are not credit-impaired, lifetime ECLs representing the ECLs that result from all possible default events over the expected life of the financial asset are recognized.

Stage 3: Lifetime ECL - credit-impaired

Financial assets are credit-impaired when one or more events that have a detrimental impact on the estimated future cash flows of those financial assets have occurred. For these credit exposures, lifetime ECLs are recognized and interest revenue is calculated by applying the credit-adjusted EIR to the amortized cost of the financial asset.

Loss allowances are recognized based on 12-month ECL for debt investment securities that are assessed to have low credit risk at the balance sheet date. A financial asset is considered to have low credit risk if:

- the financial instrument has a low risk of default
- the borrower has a strong capacity to meet its contractual cash flow obligations in the near term
- adverse changes in economic and business conditions in the longer term may, but will not necessarily, reduce the ability of the borrower to fulfil its contractual cash flow obligations.

The Group considers a debt investment security to have low credit risk when its credit risk rating is equivalent to the globally understood definition of 'investment grade', or when the exposure is less than 30 days past due.

Determining the stage for impairment

At each balance sheet date, the Company assesses whether there has been a significant increase in credit risk for financial assets since initial recognition by comparing the risk of default occurring over



the expected life between the balance sheet date and the date of initial recognition. The Group considers reasonable and supportable information that is relevant and available without undue cost or effort for this purpose. This includes quantitative and qualitative information and forward-looking analysis.

An exposure will migrate through the ECL stages as asset quality deteriorates. If, in a subsequent period, asset quality improves and also reverses any previously assessed significant increase in credit risk since origination, then the loss allowance measurement reverts from lifetime ECL to 12-months ECL.

The simplified approach, where changes in credit risk are not tracked and loss allowances are measured at amounts equal to lifetime ECL, is applied to 'Trade receivables'. The Company has established a provision matrix for customer segments that is based on historical credit loss experience, adjusted for forward-looking factors specific to the debtors and the economic environment.

Financial Guarantee Contracts and Loan Commitments

Financial guarantees are contracts issued by the Group that require it to make specified payments to reimburse the holder for a loss it incurs because a specified debtor fails to make payment when due in accordance with the original or modified terms of a debt instrument.

Financial guarantees are initially recognized in the consolidated financial statements at fair value. Subsequently, these are measured at the higher of:

- the amount of the loss allowance determined in accordance with the ECL model and
- the amount initially recognized less, when appropriate, the cumulative amount of income recognized in accordance with the principles of PFRS 15.

Loan commitments provided by the Group are measured as the amount of the loss allowance. The Group has not provided any commitment to provide loans that can be settled net in cash or by delivering or issuing another financial instrument or that are issued at below-market interest rates.

For loan commitments and financial guarantee contracts, the loss allowance is recognized as a provision. However, for financial instruments that include both a loan and an undrawn commitment (i.e. loan commitment) component where the Group cannot separately identify the expected credit losses on the loan commitment component from those on the loan component, the expected credit losses on the loan commitment should be recognized together with the loss allowance for the loan. To the extent that the combined expected credit losses exceed the gross carrying amount of the financial asset, the expected credit losses should be recognized as a provision.

Offsetting Financial Instruments

Financial assets and financial liabilities are offset and the net amount is reported in the consolidated balance sheet if, and only if, there is a currently enforceable legal right to offset the recognized amounts and there is an intention to settle on a net basis, or to realize the asset and settle the liability simultaneously. This is not generally the case with master netting agreements whereby the related assets and liabilities are presented gross in the consolidated balance sheet.



Classification of financial instruments between liability and equity

A financial instrument is classified as liability if it provides for a contractual obligation to:

- deliver cash or another financial asset to another entity; or
- exchange financial assets or financial liabilities with another entity under conditions that are potentially unfavorable to the Group; or
- satisfy the obligation other than by the exchange of a fixed amount of cash or another financial asset for a fixed number of own equity shares.

If the Group does not have an unconditional right to avoid delivering cash or another financial asset to settle its contractual obligation, the obligation meets the definition of a financial liability.

Financial instruments are classified as liabilities or equity in accordance with the substance of the contractual arrangement. Interest, dividends, gains and losses relating to a financial instrument or a component that is a financial liability, are reported as income or expense. Distributions to holders of financial instruments classified as equity are charged directly to equity net of any related income tax benefits.

The components of issued financial instruments that contain both liability and equity elements are accounted for separately, with the equity component being assigned the residual amount after deducting from the instrument as a whole the amount separately determined as the fair value of the liability component on the date of issue.

Property, Plant and Equipment

Except for land, property, plant and equipment are stated at cost, excluding the costs of day-to-day servicing, less accumulated depreciation and accumulated impairment in value. The initial cost of property, plant and equipment comprises its purchase price, including import duties, if any, and nonrefundable taxes and any directly attributable costs of bringing the asset to its working condition and location for its intended use. Such cost includes the cost of replacing parts of such property, plant and equipment when that cost is incurred if the recognition criteria are met. Cost also include decommissioning liability relating to the decommissioning of power plant equipment, if any. Repairs and maintenance costs are recognized in the consolidated statement of income as incurred.

Land is stated at cost less any accumulated impairment in value.



Depreciation is computed using the straight-line method over the estimated useful lives of the assets as follows:

<u>Category</u>	<u>Estimated Useful Life (in years)</u>
Buildings, warehouses and improvements	10-50
Power plant equipment	2-50
Transmission, distribution and substation equipment	12-40
Transportation equipment	5-10
Office furniture, fixtures and equipment	2-20
Electrical equipment	5-25
Meters and laboratory equipment	25
Steam field assets	20-25
Tools and others	2-20

Leasehold improvements are amortized over the shorter of the lease terms and the lives of the improvements.

The carrying values of property, plant and equipment are reviewed for impairment when events or changes in circumstances indicate that the carrying values may not be recoverable.

Fully depreciated assets are retained in the accounts until these are no longer in use. When assets are retired or otherwise disposed of, both the cost and related accumulated depreciation and amortization and any allowance for impairment losses are removed from the accounts, and any resulting gain or loss is credited or charged to current operations. An item of property, plant and equipment is derecognized upon disposal or when no future economic benefits are expected from its use or disposal. Any gain or loss arising on derecognition of the asset (calculated as the difference between the net disposal proceeds and the carrying amount of the asset) is included in the consolidated statement of income in the year the asset is derecognized.

The assets' residual values, useful lives and depreciation method are reviewed, and adjusted if appropriate, at each financial year-end.

When each major inspection is performed, its cost is recognized in the carrying amount of the property, plant and equipment as a replacement if the recognition criteria are satisfied.

Construction in progress represents structures under construction and is stated at cost. This includes cost of construction and other direct costs. Borrowing costs that are directly attributable to the construction of property, plant and equipment are capitalized during the construction period.

Leases (prior to adoption of PFRS 16 in 2019)

The determination of whether an arrangement is, or contains, a lease is based on the substance of the arrangement and requires an assessment of whether the fulfillment of the arrangement is dependent on the use of a specific asset or assets and the arrangement conveys a right to use the asset.



A reassessment is made after inception of the lease only if one of the following applies:

- (a) there is a change in contractual terms, other than a renewal or extension of the arrangement;
- (b) a renewal option is exercised, or extension granted, unless the term of the renewal or extension was initially included in the lease term;
- (c) there is a change in the determination of whether fulfillment is dependent on a specific asset; or
- (d) there is a substantial change to the asset.

Where a reassessment is made, lease accounting shall commence or cease from the date when the change in circumstances gives rise to the reassessment for scenarios (a), (c) or (d) above, and at the date of renewal or extension period for scenario (b).

Finance lease

Finance leases, which transfer to the Group substantially all the risks and benefits incidental to ownership of the leased item, are capitalized at the inception of the lease at the fair value of the leased property or, if lower, at the present value of the minimum lease payments. Obligations arising from plant assets under finance lease agreement are classified in the consolidated balance sheet as lease liabilities.

Lease payments are apportioned between financing charges and reduction of the lease liability so as to achieve a constant rate of interest on the remaining balance of the liability. Financing charges are recognized in profit or loss.

Capitalized leased assets are depreciated over the estimated useful life of the assets when there is reasonable certainty that the Group will obtain ownership by the end of the lease term.

Operating lease

Leases where the lessor retains substantially all the risks and benefits of ownership of the asset are classified as operating lease. Operating lease payments are recognized as an expense in the consolidated statement of income on a straight-line basis over the lease term.

Leases (upon adoption of PFRS 16 in 2019)

The Group assesses at contract inception whether a contract is, or contains, a lease. That is, if the contract conveys the right to control the use of an identified asset for a period of time in exchange for consideration.

Group as a lessee

The Group applies a single recognition and measurement approach for all leases, except for short-term leases and leases of low-value assets. The Group recognizes lease liabilities to make lease payments and right-of-use assets representing the right to use the underlying assets.



Right-of-use assets

The Group recognizes right-of-use assets at the commencement date of the lease (i.e., the date the underlying asset is available for use). Right-of-use assets are measured at cost, less any accumulated depreciation and impairment losses, and adjusted for any remeasurement of lease liabilities. The cost of right-of-use assets includes the amount of lease liabilities recognized, initial direct costs incurred, and lease payments made at or before the commencement date less any lease incentives received. Right-of-use assets are depreciated on a straight-line basis over the shorter of the lease term and the estimated useful lives of the assets, as follows:

<u>Category</u>	<u>Number of years</u>
Land	10-50
Building	2-50
Power plant	20-25
Equipment and others	2-20

If ownership of the leased asset transfers to the Group at the end of the lease term or the cost reflects the exercise of a purchase option, depreciation is calculated using the estimated useful life of the asset. The right-of-use assets are also subject to impairment.

Lease liabilities

At the commencement date of the lease, the Group recognizes lease liabilities measured at the present value of lease payments to be made over the lease term. The lease payments include fixed payments (including in substance fixed payments) less any lease incentives receivable, variable lease payments that depend on an index or a rate, and amounts expected to be paid under residual value guarantees. The lease payments also include the exercise price of a purchase option reasonably certain to be exercised by the Group and payments of penalties for terminating the lease, if the lease term reflects the Group exercising the option to terminate. Variable lease payments that do not depend on an index or a rate are recognized as expenses (unless they are incurred to produce inventories) in the period in which the event or condition that triggers the payment occurs.

In calculating the present value of lease payments, the Group uses its incremental borrowing rate at the lease commencement date because the interest rate implicit in the lease is not readily determinable. After the commencement date, the amount of lease liabilities is increased to reflect the accretion of interest and reduced for the lease payments made. In addition, the carrying amount of lease liabilities is remeasured if there is a modification, a change in the lease term, a change in the lease payments (e.g., changes to future payments resulting from a change in an index or rate used to determine such lease payments) or a change in the assessment of an option to purchase the underlying asset.

Short-term leases and leases of low-value assets

The Group applies the short-term lease recognition exemption to its short-term leases of machinery and equipment (i.e., those leases that have a lease term of 12 months or less from the commencement date and do not contain a purchase option). It also applies the lease of low-value assets recognition exemption to leases of office equipment that are considered to be low value. Lease payments on short-term leases and leases of low-value assets are recognized as expense on a straight-line basis over the lease term.



Group as a lessor

Leases in which the Group does not transfer substantially all the risks and rewards incidental to ownership of an asset are classified as operating leases. Rental income arising is accounted for on a straight-line basis over the lease terms and is included in revenue in profit or loss due to its operating nature. Initial direct costs incurred in negotiating and arranging an operating lease are added to the carrying amount of the leased asset and recognized over the lease term on the same basis as rental income. Contingent rents are recognized as revenue in the period in which they are earned.

Service Concession Arrangements

Public-to-private service concession arrangements where: (a) the grantor controls or regulates what services the entities in the Group must provide with the infrastructure, to whom it must provide them, and at what price; and (b) the grantor controls-through ownership, beneficial entitlement or otherwise-any significant residual interest in the infrastructure at the end of the term of the arrangement, are accounted for under the provisions of Philippine Interpretation IFRIC 12, *Service Concession Arrangements*. Infrastructures used in a public-to-private service concession arrangement for its entire useful life (whole-of-life assets) are within the scope of this Interpretation if the conditions in (a) are met.

This interpretation applies to both: (a) infrastructure that the entities in the Group constructs or acquires from a third party for the purpose of the service arrangement; and (b) existing infrastructure to which the grantor gives the entity in the Group access for the purpose of the service arrangement.

Infrastructures within the scope of this Interpretation are not recognized as property, plant and equipment of the Group. Under the terms of contractual arrangements within the scope of this Interpretation, an entity acts as a service provider. An entity constructs or upgrades infrastructure (construction or upgrade services) used to provide a public service and operates and maintains that infrastructure (operation services) for a specified period of time.

An entity recognizes and measures revenue in accordance with PFRS 15, for the services it performs. If an entity performs more than one service (i.e. construction or upgrade services and operation services) under a single contract or arrangement, consideration received or receivable shall be allocated by reference to the relative fair values of the services delivered, when the amounts are separately identifiable.

When an entity provides construction or upgrades services, the consideration received or receivable by the entity is recognized at its fair value. An entity accounts for revenue and costs relating to construction or upgrade services in accordance with PFRS 15. Revenue from construction contracts is recognized based on the percentage-of-completion method, measured by reference to the percentage of costs incurred to date to estimated total costs for each contract. The applicable entities account for revenue and costs relating to operation services in accordance with PFRS 15.

An entity recognizes a financial asset to the extent that it has an unconditional contractual right to receive cash or another financial asset from or at the direction of the grantor for the construction services. An entity recognizes an intangible asset to the extent that it receives a right (a license) to charge users of the public service.



When the applicable entities have contractual obligations it must fulfill as a condition of its license (a) to maintain the infrastructure to a specified level of serviceability or (b) to restore the infrastructure to a specified condition before it is handed over to the grantor at the end of the service arrangement, it recognizes and measures these contractual obligations in accordance with PAS 37, *Provisions, Contingent Liabilities and Contingent Assets*, i.e., at the best estimate of the expenditure that would be required to settle the present obligation at the balance sheet date.

Borrowing cost attributable to the construction of the asset if the consideration received or receivable is an intangible asset, is capitalized during the construction phase. In all other cases, borrowing costs are expensed as incurred.

Intangible Assets

Intangible assets acquired separately are measured on initial recognition at cost. The cost of intangible assets acquired in a business combination is fair value as at the date of the acquisition. Following initial recognition, intangible assets are carried at cost less any accumulated amortization and any accumulated impairment losses. Internally generated intangible assets, excluding capitalized development costs, are not capitalized and expenditure is reflected in the consolidated statement of income in the year in which the expenditure is incurred.

Software and licenses

Software and licenses are initially recognized at cost. Following initial recognition, the software and licenses are carried at cost less accumulated amortization and any accumulated impairment in value.

The software and licenses is amortized on a straight-line basis over its estimated useful economic life of three to five years and assessed for impairment whenever there is an indication that the intangible asset may be impaired. The amortization commences when the software development costs is available for use. The amortization period and the amortization method for the software development costs are reviewed at each financial year-end. Changes in the estimated useful life is accounted for by changing the amortization period or method, as appropriate, and treating them as changes in accounting estimates. The amortization expense is recognized in the consolidated statement of income in the expense category consistent with the function of the software development costs.

Service concession right

The Group's intangible asset - service concession right pertains mainly to its right to charge users of the public service in connection with the service concession and related arrangements. This is recognized initially at the fair value which consists of the cost of construction services and the fair value of future fixed fee payments in exchange for the license or right. Following initial recognition, the intangible asset is carried at cost less accumulated amortization and any accumulated impairment losses.

The intangible asset - service concession right is amortized using the straight-line method over the estimated economic useful life, which is the service concession period, and assessed for impairment whenever there is an indication that the intangible asset may be impaired. The estimated economic useful life is ranging from 18 to 25 years. The amortization period and the amortization method are reviewed at least at each financial year-end. Changes in the expected useful life or the expected pattern of consumption of future economic benefits embodied in the asset is accounted for by changing the amortization period or method, as appropriate, and are treated as changes in accounting estimates. The amortization expense is recognized in the consolidated statement of income in the expense category consistent with the function of the intangible asset.



Franchise

The Group's franchise pertains to VECO's franchise to distribute electricity within an area granted by the Philippine Legislature, acquired in the business combination in 2013. The franchise is initially recognized at its fair value at the date of acquisition. Following initial recognition, the franchise is carried at cost less accumulated amortization and any accumulated impairment losses. The Group's franchise is amortized using the straight-line method over the estimated economic useful life, and assessed for impairment whenever there is an indication that the franchise may be impaired. The estimated economic useful life of the franchise is 40 years. The amortization period and amortization method for franchise are reviewed at least at each financial year-end. Changes in the expected useful life or the expected pattern of consumption of future economic benefits embodied in the franchise are accounted for by changing the amortization period or method, as appropriate, and treated as a change in accounting estimates. The amortization expense on franchise is recognized in the consolidated statement of income in the expense category consistent with its function.

Intangible assets - customer contracts

The Group's intangible assets - customer contracts pertain to contracts entered by subsidiaries relating to the provision of utility services to locators within an industrial zone.

These are measured on initial recognition at cost. The cost of intangible assets acquired in a business combination is their fair value at the date of acquisition. Following initial recognition, intangible assets are carried at cost less any accumulated amortization and accumulated impairment losses.

The intangible assets - customer contracts are amortized using the straight-line method over the remaining life of the contract, and assessed for impairment whenever there is an indication that the intangible assets may be impaired. The amortization period and method are reviewed at least at each financial year end.

The amortization expense is recognized in the consolidated statement of income in the expense category consistent with the function of the intangible asset.

Project development costs

Project development costs include power plant projects in the development phase which meet the "identifiability" requirement under PAS 38, *Intangible Assets*, as they are separable and susceptible to individual sale and are carried at acquisition cost. These assets are transferred to "Property, plant and equipment" when construction of each power plant commences. During the period of development, the asset is tested for impairment annually.

Research and Development Expenditure

The Group's policy is to record research expenses in the consolidated statement of income in the period when they are incurred.

Development costs are recognized as an intangible asset on the consolidated balance sheet if the Group can identify them separately and show the technical viability of the asset, its intention and capacity to use or sell it, and how it will generate probable future economic benefits.



Following initial recognition of the development expenditure as an asset, the cost model is applied requiring the asset to be carried at cost less any accumulated amortization and accumulated impairment losses. Amortization of the asset begins when development is complete and the asset is available for use. It is amortized over the period of expected future benefit. During the period of development, the asset is tested for impairment annually.

Impairment of Non-financial Assets

Property, plant and equipment, intangible assets, investment and advances and other current and noncurrent assets excluding restricted cash, PSALM deferred adjustment and Financial assets at FVTPL

The Group assesses at each balance sheet date whether there is an indication that an asset may be impaired. If any such indication exists, or when annual impairment testing for an asset is required, the Group makes an estimate of the asset's recoverable amount. An asset's recoverable amount is the higher of an asset's or cash-generating unit's fair value less costs to sell and its value in use and is determined for an individual asset, unless the asset does not generate cash inflows that are largely independent of those from other assets or groups of assets. Where the carrying amount of an asset exceeds its recoverable amount, the asset is considered impaired and is written down to its recoverable amount. In assessing value in use, the estimated future cash flows are discounted to their present value using a pre-tax discount rate that reflects current market assessments of the time value of money and the risks specific to the asset. Impairment losses of continuing operations are recognized in the consolidated statement of income in those expense categories consistent with the function of the impaired asset.

An assessment is made at each balance sheet date as to whether there is any indication that previously recognized impairment losses may no longer exist or may have decreased. If such indication exists, the recoverable amount is estimated. A previously recognized impairment loss is reversed only if there has been a change in the estimates used to determine the asset's recoverable amount since the last impairment loss was recognized. If that is the case, the carrying amount of the asset is increased to its recoverable amount. That increased amount cannot exceed the carrying amount that would have been determined, net of depreciation, had no impairment loss been recognized for the asset in prior years. Such reversal is recognized in the consolidated statement of income unless the asset is carried at revalued amount, in which case the reversal is treated as a revaluation increase. After such a reversal, the depreciation charge is adjusted in future periods to allocate the asset's revised carrying amount, less any residual value, on a systematic basis over its remaining useful life.

Decommissioning Liability

The decommissioning liability arose from the Group's obligation, under their contracts, to decommission, abandon and perform surface rehabilitation at the end of the useful lives of the steam field assets, or the end of the lease term, or upon abandonment of the plant. A corresponding asset is recognized as part of property, plant and equipment. Decommissioning costs are provided at the present value of expected costs to settle the obligation using estimated cash flows. The cash flows are discounted at a current pre-tax rate that reflects the risks specific to the decommissioning liability. The unwinding of the discount is expensed as incurred and recognized in the consolidated statement of income under "Interest expense" account. The estimated future costs of decommissioning are reviewed annually and adjusted prospectively.



Changes in the estimated future costs or in the discount rate applied are added or deducted from the cost of property, plant and equipment. The amount deducted from the cost of property, plant and equipment, shall not exceed its carrying amount.

If the decrease in the liability exceeds the carrying amount of the property, plant and equipment, the excess shall be recognized immediately in the consolidated statement of income.

Capital Stock and Additional Paid-in Capital

Capital stock is measured at par value for all shares issued. When the Company issues more than one class of stock, a separate account is maintained for each class of stock and the number of shares issued. Capital stock includes common stock and preferred stock.

When the shares are sold at premium, the difference between the proceeds and the par value is credited to the "Paid-in capital" account. When shares are issued for a consideration other than cash, the proceeds are measured by the fair value of the consideration received. In case the shares are issued to extinguish or settle the liability of the Company, the shares shall be measured either at the fair value of the shares issued or fair value of the liability settled, whichever is more reliably determinable.

Direct costs incurred related to equity issuance, such as underwriting, accounting and legal fees, printing costs and taxes are debited to the "Paid-in capital" account. If additional paid-in capital is not sufficient, the excess is charged against equity.

Retained Earnings

The amount included in retained earnings includes accumulated earnings of the Company and reduced by dividends on capital stock. Dividends on capital stock are recognized as a liability and deducted from equity when they are approved by the BOD. Dividends for the year that are approved after the balance sheet date are dealt with as an event after the balance sheet date. Retained earnings may also include effect of changes in accounting policy as may be required by the transition provisions of new and amended standards.

Revenue Recognition

Revenue from contracts with customers is recognized when control of the goods or services are transferred to the customer at an amount that reflects the consideration to which the Group expects to be entitled in exchange for those goods or services. The Group assesses its revenue arrangements against specific criteria in order to determine if it is acting as a principal or an agent.

The following specific recognition criteria must also be met before revenue is recognized:

Sale of power

For power generation and ancillary services where capacity and energy dispatched are separately identified, these two obligations are to be combined as one performance obligation since these are not distinct within the context of the contract as the buyer cannot benefit from the contracted capacity alone without the corresponding energy and the buyer cannot obtain energy without contracting a capacity. The combined performance obligation qualifies as a series of distinct goods or services that are substantially the same and have the same pattern of transfer.



Revenue from power generation and ancillary services is recognized in the period actual capacity is delivered. Revenue is recognized over time since the customer simultaneously receives and consumes the benefits as the seller supplies power.

In contracts with fixed capacity payments which are determined at contract inception, the fixed capacity payments for the entire contract period is determined at day 1 and is recognized over time. Specifically, on contracts where capacity payments are fixed but escalates throughout the contract period without any reference to market indices, the fixed escalation is recognized on a straight-line basis over the contract period.

Some contracts with customers provide unspecified quantity of energy, includes provisional Energy Regulatory Commission (ERC) rates, and volume and prompt payment discounts that give rise to variable consideration. The variable consideration is estimated at contract inception and constrained until the associated uncertainty is subsequently resolved.

Power distribution and retail supply also qualify as a series of distinct goods or services that are substantially the same and have the same pattern of transfer accounted for as one performance obligation. Revenue is recognized over time and based on amounts billed.

Technical, management and other fees

Technical, management and other fees are recognized when the related services are rendered.

Interest income

Interest is recognized as it accrues taking into account the effective interest method.

Other income

Revenue is recognized when non-utility operating income and surcharges are earned.

Costs and Expenses

Costs and expenses are decreases in economic benefits during the accounting period in the form of outflows or decrease of assets or incurrence of liabilities that result in decreases in equity, other than those relating to distributions to equity participants. Expenses are recognized when incurred.

Pension Benefits

The Group has defined benefit pension plans which require contributions to be made to separately administered funds. The net defined benefit liability or asset is the aggregate of the present value of the defined benefit obligation at the end of the reporting period reduced by the fair value of plan assets (if any), adjusted for any effect of limiting a net defined benefit asset to the asset ceiling. The asset ceiling is the present value of any economic benefits available in the form of refunds from the plan or reductions in future contributions to the plan.

The cost of providing benefits under the defined benefit plans is actuarially determined using the projected unit credit method.

Defined benefit costs comprise the following:

- Service cost
- Net interest on the net defined benefit liability or asset
- Remeasurements of net defined benefit liability or asset



Service costs which include current service costs, past service costs and gains or losses on non-routine settlements are recognized as expense in profit or loss. Past service costs are recognized when plan amendment or curtailment occurs. These amounts are calculated periodically by independent qualified actuaries.

Net interest on the net defined benefit liability or asset is the change during the period in the net defined benefit liability or asset that arises from the passage of time which is determined by applying the discount rate based on government bonds to the net defined benefit liability or asset. Net interest on the net defined benefit liability or asset is recognized as expense or income in the consolidated statement of income.

Remeasurements comprising actuarial gains and losses, return on plan assets and any change in the effect of the asset ceiling (excluding net interest on defined benefit liability) are recognized immediately in other comprehensive income in the period in which they arise. Remeasurements are not reclassified to consolidated statement of income in subsequent periods.

Plan assets are assets that are held by a long-term employee benefit fund. Plan assets are not available to the creditors of the Group, nor can they be paid directly to the Group. Fair value of plan assets is based on market price information. When no market price is available, the fair value of plan assets is estimated by discounting expected future cash flows using a discount rate that reflects both the risk associated with the plan assets and the maturity or expected disposal date of those assets (or, if they have no maturity, the expected period until the settlement of the related obligations). If the fair value of the plan assets is higher than the present value of the defined benefit obligation, the measurement of the resulting defined benefit asset is limited to the present value of economic benefits available in the form of refunds from the plan or reductions in future contributions to the plan.

The Group's right to be reimbursed of some or all of the expenditure required to settle a defined benefit obligation is recognized as a separate asset at fair value when and only when reimbursement is virtually certain.

Borrowing Costs

Borrowing costs are capitalized if they are directly attributable to the acquisition, construction or production of a qualifying asset. To the extent that funds are borrowed specifically for the purpose of obtaining a qualifying asset, the amount of borrowing costs eligible for capitalization on that asset shall be determined as the actual borrowing costs incurred on that borrowing during the period less any investment income on the temporary investment of those borrowings. To the extent that funds are borrowed generally, the amount of borrowing costs eligible for capitalization shall be determined by applying a capitalization rate to the expenditures on that asset. The capitalization rate shall be the weighted average of the borrowing costs applicable to the borrowings of the Group that are outstanding during the period, other than borrowings made specifically for the purpose of obtaining a qualifying asset. The amount of borrowing costs capitalized during a period shall not exceed the amount of borrowing costs incurred during that period.

Taxes

Current income tax

Current income tax assets and liabilities for the current and prior periods are measured at the amount expected to be recovered from or paid to the taxation authorities. The tax rates and tax laws used to compute the amount are those that are enacted or substantively enacted as of the balance sheet date.



Current income tax relating to items recognized directly in equity is recognized in the consolidated statement of comprehensive income and not in the consolidated statement of income.

Management periodically evaluates positions taken in the tax returns with respect to situations in which applicable tax regulations are subject to interpretation and establishes provisions where appropriate.

Deferred income tax

Deferred income tax is provided using the balance sheet liability method on temporary differences at the balance sheet date between the tax bases of assets and liabilities and their carrying amounts for financial reporting purposes.

Deferred income tax liabilities are recognized for all taxable temporary differences, except:

- where the deferred income tax liability arises from the initial recognition of goodwill or of an asset or liability in a transaction that is not a business combination and, at the time of the transaction, affects neither the accounting profit nor taxable profit or loss; and
- in respect of taxable temporary differences associated with investments in subsidiaries, associates and interests in joint ventures, where the timing of the reversal of the temporary differences can be controlled and it is probable that the temporary differences will not reverse in the foreseeable future.

Deferred income tax assets are recognized for all deductible temporary differences, carryforward benefits of unused tax credits and unused tax losses, to the extent that it is probable that taxable profit will be available against which the deductible temporary differences, and the carryforward benefits of unused tax credits and unused tax losses can be utilized except:

- where the deferred income tax asset relating to the deductible temporary difference arises from the initial recognition of an asset or liability in a transaction that is not a business combination and, at the time of the transaction, affects neither the accounting profit nor taxable profit or loss; and
- in respect of deductible temporary differences associated with investments in subsidiaries, associates and interests in joint ventures, deferred income tax assets are recognized only to the extent that it is probable that the temporary differences will reverse in the foreseeable future and taxable profit will be available against which the temporary differences can be utilized.

The carrying amount of deferred income tax assets is reviewed at each balance sheet date and reduced to the extent that it is no longer probable that sufficient taxable profit will be available to allow all or part of the deferred income tax asset to be utilized. Unrecognized deferred income tax assets are reassessed at each balance sheet date and are recognized to the extent that it has become probable that future taxable profit will allow the deferred income tax asset to be recovered.

Deferred income tax assets and liabilities are measured at the tax rates that are expected to apply to the year when the asset is realized or the liability is settled, based on tax rates (and tax laws) that have been enacted or substantively enacted as of the balance sheet date.

Income tax relating to items recognized directly in other comprehensive income is also recognized in other comprehensive income and not in the consolidated statement of income.



Deferred income tax assets and deferred income tax liabilities are offset, if a legally enforceable right exists to set off current income tax assets against current income tax liabilities and the deferred income taxes relate to the same taxable entity and the same taxation authority.

VAT

Revenues, expenses, and assets are recognized net of the amount of VAT, if applicable.

For its VAT-registered activities, when VAT from sales of goods and/or services (output VAT) exceeds VAT passed on from purchases of goods or services (input VAT), the excess is recognized as payable in the consolidated balance sheet. When VAT passed on from purchases of goods or services (input VAT) exceeds VAT from sales of goods and/or services (output VAT), the excess is recognized as an asset in the consolidated balance sheet up to the extent of the recoverable amount.

For its non-VAT registered activities, the amount of VAT passed on from its purchases of goods or service is recognized as part of the cost of goods/asset acquired or as part of the expense item, as applicable.

Input VAT, which is presented as part of "Other current assets" and/or "Other noncurrent assets" in the consolidated balance sheet, is recognized as an asset and will be used to offset the Group's current output VAT liabilities and/or applied for claim for tax credit certificates. Input VAT is stated at its estimated NRV.

Provisions

Provisions are recognized when the Group has a present obligation (legal or constructive) as a result of a past event, it is probable that an outflow of resources embodying economic benefits will be required to settle the obligation and a reliable estimate can be made of the amount of the obligation. Where the Group expects some or all of a provision to be reimbursed, for example under an insurance contract, the reimbursement is recognized as a separate asset but only when the reimbursement is virtually certain. The expense relating to any provision is presented in the consolidated statement of income net of any reimbursement. If the effect of the time value of money is material, provisions are discounted using a current pre-tax rate that reflects, where appropriate, the risks specific to the liability. Where discounting is used, the increase in the provision due to the passage of time is recognized as a borrowing cost.

Contingencies

Contingent liabilities are not recognized in the consolidated financial statements. These are disclosed unless the possibility of an outflow of resources embodying economic benefits is remote. Contingent assets are not recognized in the consolidated financial statements but disclosed when an inflow of economic benefits is probable.

Events After the Reporting Period

Post year-end events that provide additional information about the Group's financial position at balance sheet date (adjusting events) are reflected in the consolidated financial statements. Post year-end events that are not adjusting events are disclosed when material.



Earnings Per Common Share

Basic earnings per common share are computed by dividing consolidated net income for the year attributable to the equity holders of the Company by the weighted average number of common shares issued and outstanding during the year, after giving retroactive effect for any stock dividends declared and stock rights exercised during the year.

Diluted earnings per share amounts are calculated by dividing the consolidated net income for the year attributable to the equity holders of the parent by the weighted average number of common shares outstanding during the year plus the weighted average number of common shares that would be issued for outstanding common stock equivalents. The Group does not have dilutive potential common shares.

Operating Segments

For management purposes, the Group is organized into two major operating segments (power generation and power distribution) according to the nature of the services provided, with each segment representing a significant business segment. The Group's identified operating segments are consistent with the segments reported to the BOD which is the Group's Chief Operating Decision Maker (CODM). Financial information on the operating segment is presented in Note 30.

4. Significant Accounting Judgments, Estimates and Assumptions

The consolidated financial statements prepared in accordance with PFRSs require management to make judgment, estimates and assumptions that affect amount reported in the financial statements and related notes. The judgment, estimates and assumptions used in the financial statements are based upon management's evaluation of relevant facts and circumstances as of the date of the consolidated financial statements. Actual results could differ from such estimates. Judgments, estimates and assumptions are continually evaluated and are based on historical experiences and other factors, including expectations of future events that are believed to be reasonable under circumstances. The following items are those matters which the Group assesses to have significant risk arising from judgements and estimation uncertainties:

Judgments

In the process of applying the Group's accounting policies, management has made judgments, apart from those involving estimations, which have the most significant effect on the amounts recognized in the consolidated financial statements:

Determining functional currency

Based on the economic substance of the underlying circumstances relevant to the companies in the Group, the functional currency of the companies in the Group has been determined to be the Philippine Peso except for certain subsidiaries and an associate whose functional currency is the US Dollar. The Philippine Peso is the currency of the primary economic environment in which companies in the Group operates and it is the currency that mainly influences the sale of power and services and the costs of power and of providing the services. The functional currency of the Group's subsidiaries and associates is the Philippine Peso except for GMEC, Therma Dinginin Group, and LHC (subsidiaries), and STEAG (associate) whose functional currency is the US Dollar.



Service concession arrangements - Companies in the Group as Operators

Based on management's judgment, the provisions of Philippine Interpretation IFRIC 12 apply to SEZ's Distribution Management Service Agreement (DMSA) with Subic Bay Metropolitan Authority (SBMA); MEZ's Built-Operate-Transfer agreement with Mactan Cebu International Airport Authority (MCIAA) and LHC's Power Purchase Agreement (PPA) with the National Power Corporation (NPC). SEZ, MEZ and LHC's service concession agreements were accounted for under the intangible asset model.

The Company's associate, STEAG, has also determined that the provisions of Philippine Interpretation IFRIC 12 apply to its PPA with NPC. STEAG's service concession agreement was accounted for under the financial asset model. Refer to the accounting policy on service concession arrangements for the discussion of intangible asset and financial asset models.

Determining fair value of customers' deposits

In applying PFRS 9 on transformer and lines and poles deposits, the Group has made a judgment that the timing and related amounts of future cash flows relating to such deposits cannot be reasonably and reliably estimated for purposes of establishing their fair values using alternative valuation techniques since the expected timing of customers' refund or claim for these deposits cannot be reasonably estimated. These customers' deposits, which are therefore stated at cost, amounted to ₱6.80 billion and ₱6.52 billion as of December 31, 2020 and 2019, respectively (see Note 17).

Determining whether Independent Power Producer (IPP) Administration Agreement Contains a Lease

In accounting for its IPP Administration Agreement with PSALM, the Group's management has made a judgment that the IPP Administration Agreement of TLI is an arrangement that contains a lease. The Group's management has made a judgment that TLI has substantially acquired all the risks and rewards incidental to ownership of the power plant principally by virtue of its right to control the capacity of power plant and its right to receive the transfer of the power plant at the end of the IPP Administration Agreement for no consideration. Accordingly, the Group accounted for the agreement as a lease and recognized the power plant and lease liability at the present value of the agreed monthly payments to PSALM (see Note 34).

The power plant is depreciated over its estimated useful life, as there is reasonable certainty that the Group will obtain ownership by the end of the lease term. As of December 31, 2020 and 2019, the carrying value of the power plant amounted to ₱32.48 billion and ₱33.58 billion, respectively (see Notes 11 and 34). The carrying value of the lease liability related to this contract amounted to ₱37.15 billion and ₱42.07 billion as of December 31, 2020 and 2019, respectively.

Nonconsolidation of Manila-Oslo Renewable Enterprise, Inc. (MORE) and its investees, AA Thermal, Inc. (AA Thermal) and GNPowder Dinginin Ltd. Co. (GNPD)

The Group has 83.33% interest in MORE which has a 60% ownership interest in SN Aboitiz Power-Magat, Inc. (SNAP M), SN Aboitiz Power-Benguet, Inc. (SNAP B), SN Aboitiz Power-RES, Inc. (SNAP RES), and SN Aboitiz Power-Generation, Inc.

The Group has 70% and 60% interest in GNPD and AA Thermal, respectively.

The Group does not consolidate MORE, AA Thermal and GNPD since it does not have the ability to direct the relevant activities which most significantly affect the returns of MORE and its investees, AA Thermal and GNPD. This is a result of partnership and shareholders' agreements which, among



others, stipulate the management and operation of MORE, AA Thermal and GNPD. Management of MORE, AA Thermal and GNPD are vested in their respective BOD or "Management Committee" and the affirmative vote of the other shareholder or partners is required for the approval of certain company actions which include financial and operating undertakings (see Note 9).

Determining a joint operation

The Group has 50% interest in Pagbilao Energy Corporation (PEC). The Group assessed that the joint arrangement is a joint operation as the financial and operating activities of the operation are jointly controlled by the participating shareholders and are primarily designed for the provision of output to the shareholders.

Classification of financial instruments

The Group exercises judgment in classifying a financial instrument, or its component parts, on initial recognition as either a financial asset, a financial liability or an equity instrument in accordance with the substance of the contractual arrangement and the definition of a financial asset, a financial liability or an equity instrument. The substance of a financial instrument, rather than its legal form, governs its classification in the consolidated balance sheets.

Contractual cash flows assessment

For each financial asset, the Group assesses the contractual terms to identify whether the instrument is consistent with the concept of SPPI.

'Principal' for the purpose of this test is defined as the fair value of the financial asset at initial recognition and may change over the life of the financial asset (for example, if there are repayments of principal or amortization of the premium/discount).

The most significant elements of interest within a lending arrangement are typically the consideration for the time value of money and credit risk. To make the SPPI assessment, the Group applies judgment and considers relevant factors such as the currency in which the financial asset is denominated, and the period for which the interest rate is set.

In contrast, contractual terms that introduce a more than de minimis exposure to risks or volatility in the contractual cash flows that are unrelated to a basic lending arrangement do not give rise to contractual cash flows that are solely payments of principal and interest on the amount outstanding. In such cases, the financial asset is required to be measured at FVTPL.

Evaluation of business model in managing financial instruments

The Group determines its business model at the level that best reflects how it manages groups of financial assets to achieve its business objective. The Group's business model is not assessed on an instrument-by-instrument basis, but at a higher level of aggregated portfolios and is based on observable factors such as:

- How the performance of the business model and the financial assets held within that business model are evaluated and reported to the entity's key management personnel;
- The risks that affect the performance of the business model (and the financial assets held within that business model) and, in particular, the way those risks are managed; and
- The expected frequency, value and timing of sales are also important aspects of the Group's assessment.



The business model assessment is based on reasonably expected scenarios without taking 'worst case' or 'stress case' scenarios into account. If cash flows after initial recognition are realized in a way that is different from the Group's original expectations, the Group does not change the classification of the remaining financial assets held in that business model, but incorporates such information when assessing newly originated or newly purchased financial assets going forward.

Identifying performance obligations

The Group identifies performance obligations by considering whether the promised goods or services in the contract are distinct goods or services. A good or service is distinct when the customer can benefit from the good or service on its own or together with other resources that are readily available to the customer and the Group's promise to transfer the good or service to the customer is separately identifiable from the other promises in the contract.

The Group assesses performance obligations as a series of distinct goods and services that are substantially the same and have the same pattern of transfer if i) each distinct good or services in the series are transferred over time and ii) the same method of progress will be used (i.e., units of delivery) to measure the entity's progress towards complete satisfaction of the performance obligation.

For power generation and ancillary services where capacity and energy dispatched are separately identified, these two obligations are to be combined as one performance obligation since these are not distinct within the context of the contract as the buyer cannot benefit from the contracted capacity alone without the corresponding energy and the buyer cannot obtain energy without contracting a capacity.

The combined performance obligation qualifies as a series of distinct goods or services that are substantially the same and have the same pattern of transfer since the delivery of energy every month are distinct services which are all recognized over time and have the same measure of progress.

Power distribution and retail supply also qualify as a series of distinct goods or services which is accounted for as one performance obligation since the delivery of energy every month are distinct services which are recognized over time and have the same measure of progress.

Revenue recognition

The Group recognizes revenue when it satisfies an identified performance obligation by transferring a promised good or service to a customer. A good or service is considered to be transferred when the customer obtains control. The Group determines, at contract inception, whether it will transfer control of a promised good or service over time. If the Group does not satisfy a performance obligation over time, the performance obligation is satisfied at a point in time.

The Group's revenue from power generation, power distribution, ancillary services and retail supply are to be recognized over time, since customers simultaneously receives and consumes the benefits as the Group supplies power.

Identifying methods for measuring progress of revenue recognized over time

The Group determines the appropriate method of measuring progress which is either through the use of input or output methods. Input method recognizes revenue on the basis of the entity's



efforts or inputs to the satisfaction of a performance obligation while output method recognizes revenue on the basis of direct measurements of the value to the customer of the goods or services transferred to date.

For power generation and ancillary services, the Group determined that the output method is the best method in measuring progress since actual electricity is supplied to customers. The Group recognizes revenue based on:

For power generation and ancillary services:

- a. For the variable energy payment, actual kilowatt hours consumed which are billed on a monthly basis.
- b. For fixed capacity payments, the Group allocates the transaction price on a straight-line basis over the contract term. The allocated fixed payments are also billed on a monthly basis.

For power distribution and retail supply, the Group uses the actual kilowatt hours consumed, which are also billed on a monthly basis.

Determining method to estimate variable consideration and assessing the constraint

The Group includes some or all the amounts of variable consideration estimated but only to the extent that it is highly probable that a significant reversal in the amount of cumulative revenue recognized will not occur when the uncertainty associated with the variable consideration is subsequently resolved. The Group considers both the likelihood and magnitude of the revenue reversal in evaluating the extent of variable consideration the Group will subject to constraint. Factors such as i) highly susceptibility to factors outside the Group's influence, ii) timing of resolution of the uncertainty, and iii) having a large number and broad range of possible considerations amount are considered.

Some contracts with customers provide unspecified quantity of energy, provisional ERC rates, and volume and prompt payment discounts that give rise to variable consideration. In estimating the variable consideration, the Group applies the expected value method in estimating the variable consideration given the large number of customer contracts that have similar characteristics and the range of possible outcomes.

Before including any amount of variable consideration in the transaction price, the Group considers whether the amount of variable consideration is constrained. The Group determined that the estimates of variable consideration are to be fully constrained based on its historical experience (i.e., volume and prompt payment discounts), the range of possible outcomes (i.e., unspecified quantity of energy), and the unpredictability of other factors outside the Group's influence (i.e., provisional ERC rates).

Allocation of variable consideration

Variable consideration may be attributable to the entire contract or to a specific part of the contract. For power generation, power distribution, ancillary services and retail supply revenue streams which are considered as series of distinct goods or services that are substantially the same and have the same pattern of transfer, the Group allocates the variable amount that is no longer subject to constraint to the satisfied portion (i.e., month) which forms part of the single performance obligation, and forms part of the monthly billing of the Group.



Estimates and assumptions

The key assumptions concerning the future and other key sources of estimation uncertainty at the balance sheet date, that have a significant risk of causing a material adjustment to the carrying amounts of assets and liabilities within the next financial year are discussed below:

Estimating allowance for impairment losses on investments and advances

Investments and advances are reviewed for impairment whenever events or changes in circumstances indicate that the carrying amount may not be recoverable. There were no impairment indicators in 2020 and 2019 based on management's assessment. The carrying amounts of the investments in and advances to associates and joint ventures amounted to ₱61.83 billion and ₱60.88 billion as of December 31, 2020 and 2019, respectively. The allowance for impairment losses amounted to ₱568.13 million as of December 31, 2020 and 2019 (see Note 9).

Impairment of goodwill

The Group determines whether goodwill is impaired at least on an annual basis. This requires an estimation of the value in use of the cash-generating units to which the goodwill is allocated. Estimating the value in use requires the Group to make an estimate of the expected future cash flows from the cash-generating unit and also to choose a suitable discount rate in order to calculate the present value of those cash flows. The carrying amount of goodwill as of December 31, 2020 and 2019 amounted to ₱38.81 billion and ₱40.88 billion, respectively (see Note 12). Goodwill impairment recognized in 2018 amounted to ₱45.93 million (see Note 27). No impairment of goodwill was recognized in 2020 and 2019.

Estimating useful lives of property, plant and equipment

The Group estimates the useful lives of property, plant and equipment based on the period over which assets are expected to be available for use. The estimated useful lives of property, plant and equipment are reviewed periodically and are updated if expectations differ from previous estimates due to physical wear and tear, technical or commercial obsolescence and legal or other limits on the use of the assets. In addition, the estimation of the useful lives of property, plant and equipment is based on collective assessment of internal technical evaluation and experience with similar assets. It is possible, however, that future results of operations could be materially affected by changes in estimates brought about by changes in the factors and circumstances mentioned above. As of December 31, 2020 and 2019, the net book values of property, plant and equipment, excluding land and construction in progress, amounted to ₱198.88 billion and ₱204.07 billion, respectively (see Note 11).

Estimating residual value of property, plant and equipment

The residual value of the Group's property, plant and equipment is estimated based on the amount that would be obtained from disposal of the asset, after deducting estimated costs of disposal, if the asset is already of the age and in the condition expected at the end of its useful life. Such estimation is based on the prevailing price of property, plant and equipment of similar age and condition. The estimated residual value of each asset is reviewed periodically and updated if expectations differ from previous estimates due to changes in the prevailing price of a property, plant and equipment of similar age and condition. As of December 31, 2020 and 2019, the aggregate net book values of property, plant and equipment, excluding land and construction in progress, amounted to ₱198.88 billion and ₱204.07 billion, respectively (see Note 11).



Estimating useful lives of intangible asset - franchise

The Group estimates the useful life of VECO distribution franchise based on the period over which the asset is estimated to be available for use over 40 years, which consist of the 15 years remaining contract period from the date of business combination and an expected probable renewal covering another 25 years. As of December 31, 2020 and 2019, the carrying value of the franchise amounted to ₱2.49 billion and ₱2.57 billion, respectively (see Note 12).

Estimating useful lives of intangible asset - service concession rights

The Group estimates the useful lives of intangible asset arising from service concessions based on the period over which the asset is expected to be available for use which is 18 to 25 years. The Group has not included any renewal period on the basis of uncertainty, as of balance sheet date, of the probability of securing renewal contracts at the end of the original contract term. As of December 31, 2020 and 2019, the aggregate net book values of intangible asset - service concession rights amounted to ₱2.01 billion and ₱2.41 billion, respectively (see Note 12).

Assessing impairment of non-financial assets

The Group assesses whether there are any indicators of impairment for non-financial assets at each balance sheet date. These non-financial assets (property, plant and equipment, intangible assets (excluding goodwill), and other current and noncurrent assets (excluding restricted cash, PSALM deferred adjustment and financial asset at FVTPL)) are tested for impairment when there are indicators that the carrying amounts may not be recoverable.

Determining the recoverable amount of non-financial assets, which requires the determination of future cash flows expected to be generated from the continued use and ultimate disposition of such assets, requires the Group to make estimates and assumptions that can materially affect its consolidated financial statements. Future events could cause the Group to conclude that the property, plant and equipment, intangible assets (excluding goodwill), and other current and noncurrent assets (excluding restricted cash, PSALM deferred adjustment and financial asset at FVTPL) are impaired. Any resulting impairment loss could have a material adverse impact on the consolidated balance sheets and consolidated statements of income.

As of December 31, 2020 and 2019, the aggregate net book values of these assets amounted to ₱222.24 billion and ₱228.7 billion, respectively (see Notes 8, 11, 12 and 13). Impairment losses recognized on these non-financial assets in 2020, 2019 and 2018 amounted to ₱157.78 million, ₱9.9 million and ₱740.3 million, respectively (see Notes 11, 12 and 13).

Measurement of expected credit losses

ECLs are derived from unbiased and probability-weighted estimates of expected loss, and are measured as follows:

- *Financial assets that are not credit-impaired at the balance sheet date:* as the present value of all cash shortfalls over the expected life of the financial asset discounted by the effective interest rate. The cash shortfall is the difference between the cash flows due to the Group in accordance with the contract and the cash flows that the Group expects to receive.
- *Financial assets that are credit-impaired at the balance sheet date:* as the difference between the gross carrying amount and the present value of estimated future cash flows discounted by the effective interest rate.



- *Financial guarantee contracts:* as the expected payments to reimburse the holder less any amounts that the Group expects to recover.

The Group leverages existing risk management indicators (e.g. internal credit risk classification and restructuring triggers), credit risk rating changes and reasonable and supportable information which allows the Group to identify whether the credit risk of financial assets has significantly increased.

Inputs, assumptions and estimation techniques

The ECL is measured on either a 12-month or lifetime basis depending on whether a significant increase in credit risk has occurred since initial recognition or whether an asset is considered to be credit-impaired. Expected credit losses are the discounted product of the Probability of Default (PD), Loss Given Default (LGD), and Exposure at Default (EAD), defined as follows:

- *Probability of default*
The PD represents the likelihood of a borrower defaulting on its financial obligation, either over the next 12 months, or over the remaining life of the obligation. PD estimates are estimates at a certain date, which are calculated based on statistical rating models, and assessed using rating tools tailored to the various categories of counterparties and exposures. If a counterparty or exposure migrates between rating classes, then this will lead to a change in the estimate of the associated PD. PDs are estimated considering the contractual maturities of exposures. The 12-months and lifetime PD represent the expected point-in-time probability of a default over the next 12 months and remaining lifetime of the financial instrument, respectively, based on conditions existing at the balance sheet date and future economic conditions that affect credit risk.
- *Loss given default*
Loss Given Default represents the Group's expectation of the extent of loss on a defaulted exposure, taking into account the mitigating effect of collateral, its expected value when realized and the time value of money. LGD varies by type of counterparty, type of seniority of claim and availability of collateral or other credit support. LGD is expressed as a percentage loss per unit of EAD.
- *Exposure at default*
EAD is based on the amounts the Group expects to be owed at the time of default, over the next 12 months or over the remaining lifetime.

The ECL is determined by projecting the PD, LGD, and EAD for each future month and for each individual exposure or collective segment. These three components are multiplied together and adjusted for the likelihood of survival (i.e. the exposure has not prepaid or defaulted in an earlier month). This effectively calculates an ECL for each future month, which is then discounted back to the balance sheet date and summed. The discount rate used in the ECL calculation is the original effective interest rate or an approximation thereof.

The lifetime PD is developed by applying a maturity profile to the current 12-month PD. The maturity profile looks at how defaults develop on a portfolio from the point of initial recognition throughout the lifetime of the loans. The maturity profile is based on historical observed data and is assumed to be the same across all assets within a portfolio and credit grade band. This is supported by historical analysis. The 12-month and lifetime EADs are determined based on the expected payment profile, which varies by customer segment.



The 12-month and lifetime LGDs are determined based on the factors which impact the recoveries made post default. LGDs are typically set at product level due to the limited differentiation in recoveries achieved across different borrowers. These LGD's are influenced by collection strategies including contracted debt sales and price.

The assumptions underlying the ECL calculation, such as how the maturity profile of the PDs change, are monitored and reviewed on a quarterly basis.

Simplified approach for trade receivables

The Group uses a provision matrix to calculate ECLs for trade receivables. The provision rates are based on days past due for various customer segments that have similar loss patterns (i.e., by geography, customer segment and coverage by letters of credit).

The provision matrix is initially based on the Group's historical observed default rates. The Group will calibrate the matrix to adjust the historical credit loss experience with forward-looking information. For instance, if forecast economic conditions (i.e., gross domestic product) are expected to deteriorate over the next year which can lead to an increased number of defaults in the industrial segment, the historical default rates are adjusted. At every balance sheet date, the historical observed default rates are updated and changes in the forward-looking estimates are analyzed.

The assessment of the correlation between historical observed default rates, forecast economic conditions and ECLs is a significant estimate. The amount of ECLs is sensitive to changes in circumstances and of forecast economic conditions. The Group's historical credit loss experience and forecast of economic conditions may also not be representative of customer's actual default in the future.

There have been no significant changes in estimation techniques or significant assumptions made during the reporting period.

Incorporation of forward-looking information

The Group incorporates forward-looking information into both its assessment of whether the credit risk of an instrument has increased significantly since its initial recognition and its measurement of ECL.

The Group has identified and documented key drivers of credit risk and credit losses of each portfolio of financial instruments and, using an analysis of historical data, has estimated relationships between macro-economic variables and credit risk and credit losses.

The macro-economic variables include the following key indicators for the Philippines: unemployment rates, inflation rates, gross domestic product growth and net personal income growth.

Predicted relationship between the key indicators and default and loss rates on various portfolios of financial assets have been developed based on analyzing historical data over the past 5 years. The methodologies and assumptions including any forecasts of future economic conditions are reviewed regularly.



The Group has not identified any uncertain event that it has assessed to be relevant to the risk of default occurring but where it is not able to estimate the impact on ECL due to lack of reasonable and supportable information.

An increase in the Group's allowance for expected credit losses of trade and other receivables will increase the Group's recorded expenses and decrease current assets. As of December 31, 2020 and 2019, allowance for expected credit losses amounted to ₱2.28 billion and ₱1.97 billion, respectively. Trade and other receivables, net of allowance for ECL, amounted to ₱22.02 billion and ₱21.75 billion as of December 31, 2020 and 2019, respectively (see Note 6).

Estimating allowance for inventory obsolescence

The Group estimates the allowance for inventory obsolescence based on the age of inventories. The amounts and timing of recorded expenses for any period would differ if different judgments or different estimates are made. An increase in allowance for inventory obsolescence would increase recorded expenses and decrease current assets. As of December 31, 2020 and 2019, allowance for inventory obsolescence amounted to ₱102.8 million and ₱88.2 million, respectively. The carrying amount of the inventories amounted to ₱6.31 billion and ₱6.63 billion as of December 31, 2020 and 2019, respectively (see Note 7).

Estimating the incremental borrowing rate (IBR)

The Group cannot readily determine the interest rate implicit in the lease, therefore, it uses its IBR to measure lease liabilities. The IBR is the rate of interest that the Group would have to pay to borrow over a similar term, and with a similar security, the funds necessary to obtain an asset of a similar value to the right-of-use asset in a similar economic environment. The IBR therefore reflects what the Group 'would have to pay', which requires estimation when no observable rates are available or when they need to be adjusted to reflect the terms and conditions of the lease. The Group estimates the IBR using observable inputs (such as market interest rates) when available and is required to make certain entity-specific estimates. The carrying amount of the lease liabilities amounted to ₱39.26 billion and ₱44.79 billion as of December 31, 2020 and 2019, respectively, (see Note 34).

Estimating decommissioning liability

Under the Geothermal Resource Service Contract (GRSC), the Group has a legal obligation to decommission, abandon and perform surface rehabilitation on its steam field asset at the end of its useful life. The Group also has a legal obligation under its land lease agreements to decommission the power plants at the end of its lease term. The Group recognizes the present value of the obligation to decommission the plant, abandon and perform surface rehabilitation of the steam field asset and capitalizes the present value of these costs as part of the balance of the related property, plant and equipment, which are being depreciated and amortized on a straight-line basis over the useful life of the related asset.

These costs are accrued based on in-house estimates, which incorporates estimates of the amount of obligations and interest rates, if appropriate. Assumptions used to compute the provision are reviewed and updated annually. Each year, the provision is increased to reflect the accretion of discount and to accrue an estimate for the effects of inflation, with charges being recognized as accretion expense, included under "Interest expense" in the consolidated statements of income.



Changes in the decommissioning liability that result from a change in the current best estimate of cash flow required to settle the obligation or a change in the discount rate are added to (or deducted from) the amount recognized as the related asset and the periodic unwinding of the discount on the liability is recognized in the consolidated statements of income as it occurs.

While the Group has made its best estimate in establishing the decommissioning provision, because of potential changes in technology as well as safety and environmental requirements, plus the actual time scale to complete decommissioning activities, the ultimate provision requirements could either increase or decrease significantly from the Group's current estimates.

The amounts and timing of recorded expenses for any period would be affected by changes in these factors and circumstances.

Decommissioning liability amounted to ₱5.01 billion and ₱3.57 billion as of December 31, 2020 and 2019, respectively, (see Note 18).

Recognition of deferred income tax assets

The Group reviews the carrying amounts of deferred income tax assets at each balance sheet date and reduces deferred income tax assets to the extent that it is no longer probable that sufficient income will be available to allow all or part of the deferred income tax assets to be utilized. The Group recognize deferred income taxes based on enacted or substantially enacted tax rates for renewable of 10% and for non-renewable of 30%. The Group has deferred income tax assets amounting to ₱3.07 billion and ₱4.36 billion as of December 31, 2020 and 2019, respectively.

Details of the Group's unused net operating loss carryover (NOLCO) and excess minimum corporate income tax (MCIT) when no deferred income tax assets are recognized are disclosed in Note 28.

Pension benefits

The cost of defined benefit pension plans, as well as the present value of the pension obligation, are determined using actuarial valuations. The actuarial valuation involves making various assumptions. These include the determination of the discount rates, future salary increases, mortality rates and future pension increases. Due to the complexity of the valuation, the underlying assumptions and its long-term nature, defined benefit obligations are highly sensitive to changes in these assumptions. All assumptions are reviewed at each balance sheet date.

In determining the appropriate discount rate, management considers the interest rates of government bonds that are denominated in the currency in which the benefits will be paid, with extrapolated maturities corresponding to the expected duration of the defined benefit obligation.

The mortality rate is based on publicly available mortality tables for the specific country and is modified accordingly with estimates of mortality improvements. Future salary increases and pension increases are based on expected future inflation rates for the specific country.

Further details about the assumptions used are provided in Note 26.

Net benefit expense amounted to ₱231.0 million in 2020, ₱182.3 million in 2019, and ₱195.7 million in 2018. The net pension assets as of December 31, 2020 and 2019 amounted to ₱50.4 million and ₱68.2 million, respectively. Net pension liabilities as of December 31, 2020 and 2019 amounted to ₱294.1 million and ₱426.0 million, respectively.



Fair value of financial instruments

Where the fair value of financial assets and financial liabilities recorded in the consolidated balance sheet cannot be derived from active markets, their fair value is determined using valuation techniques which include the discounted cash flow model and other generally accepted market valuation model. The inputs for these models are taken from observable markets where possible, but where this is not feasible, a degree of judgment is required in establishing fair values. The judgments include considerations of inputs such as liquidity risk, credit risk and volatility. Changes in assumptions about these factors could affect the reported fair value of financial instruments. The fair values of the Group's financial instruments are presented under Note 33.

Legal contingencies

The estimate of probable costs for the resolution of possible claims has been developed in consultation with outside counsels handling the Group's defense in these matters and is based upon an analysis of potential results. No provision for probable losses arising from legal contingencies was recognized in the consolidated financial statements for the years ended December 31, 2020, 2019 and 2018.

5. Cash and Cash Equivalents

	2020	2019
Cash on hand and in banks	₱14,790,197	₱14,177,919
Short-term deposits	23,909,348	23,256,010
	₱38,699,545	₱37,433,929

Cash in banks earn interest at floating rates based on daily bank deposit rates. Short-term deposits are made for varying periods depending on the immediate cash requirements of the Group and earn interest at the respective short-term deposits rates. Interest income earned from cash and cash equivalents amounted to ₱602.9 million in 2020, ₱1.3 billion in 2019, and ₱880.1 million in 2018.

6. Trade and Other Receivables

	2020	2019
Trade receivables - net of allowance for expected credit losses of ₱2.28 billion and ₱1.97 billion in 2020 and 2019, respectively (Note 31 and 32)	₱15,450,006	₱16,420,952
Others		
Dividends receivable (Note 9)	1,498,000	1,199,068
Advances to contractors	226,123	63,339
Non-trade receivable	3,766,426	2,972,536
Interest receivable	33,893	48,666
PSALM deferred adjustment (Note 39k)	1,042,861	1,042,861
	₱22,017,309	₱21,747,422



Trade and other receivables are non-interest bearing and are generally on 10 - 30 days' term.

For terms and conditions relating to related party receivables, refer to Note 31.

Advances to contractors refer to non-interest bearing advance payments made for project mobilization which are offset against progress billings to be made by the contractors.

Non-trade receivable relates mostly to claims from insurance against the property damage and business interruption insurance policies of TSI, and receivable of GMEC from National Grid Corporation of the Philippines (NGCP) related to the sale of transmission assets in 2019 and advances to partners in GMEC.

The rollforward analysis of allowance for expected credit losses as of December 31, 2020 and 2019, which pertains to trade receivables, is presented below:

	2020	2019
January 1	₱1,973,520	₱1,749,991
Provision (see Note 23)	719,193	87,086
Write-off	(121,618)	(89,496)
Effect of changes in foreign exchange rate	(294,722)	225,939
December 31	₱2,276,373	₱1,973,520

7. Inventories at cost

	2020	2019
Plant spare parts and supplies	₱3,154,218	₱2,507,832
Fuel and lube oil	1,635,333	2,514,447
Transmission and distribution supplies	1,469,095	1,492,222
Other parts and supplies	49,554	117,528
	₱6,308,200	₱6,632,029

Inventories are carried at lower of cost and NRV as of December 31, 2020 and 2019.

The cost of inventories recognized as part of cost of generated power in the consolidated statements of income amounted to ₱19.65 billion in 2020, ₱29.39 billion in 2019, and ₱29.42 billion in 2018 (see Note 22). The cost of inventories recognized as part of operations and maintenance in the consolidated statements of income amounted to ₱305.8 million in 2020, ₱353.7 million in 2019, and ₱286.7 million in 2018 (see Note 24). Write-down on inventories to arrive at NRV amounted to ₱102.8 million and ₱88.2 million in 2020 and 2019, respectively.



8. Other Current Assets

	2020	2019
Restricted cash (Note 16)	₱5,324,213	₱4,449,716
Input VAT	1,972,706	2,049,496
Prepaid tax	1,352,645	1,854,792
Advances to NGCP	1,167,296	1,727,028
Prepaid expenses	561,739	610,426
Others	101,049	391,947
	₱10,479,648	₱11,083,405

Restricted cash represents proceeds from sale of power under the control of trustees of TVI and TSI's lenders as per loan agreement (see Note 16). The asset will be used to pay the current portion of loans payable, interest payments and operating costs in the following period.

Advances to NGCP pertain to TVI's cost of construction and installation of substation and transmission facilities which is subject for reimbursement after completion of the project. As of December 31, 2020, the substation is 100.0% completed.

In 2020, TVI reclassified portion of its advances to NGCP to "Other noncurrent assets" based on its assessment of the expected timing of collection of these assets (see Note 13).

Prepaid expenses mainly include prepayments for insurance.



9. Investments and Advances

	2020	2019
Acquisition cost:		
Balances at beginning of the year	P58,144,997	P30,559,245
Additions	2,332,591	27,591,092
Redemptions	(6,939)	(5,340)
Balances at end of year	60,470,649	58,144,997
Accumulated equity in net earnings:		
Balances at beginning of the year	3,345,164	3,867,849
Transition adjustment	—	(18,691)
Share in net earnings	2,675,136	3,813,962
Dividends received or receivable	(3,537,858)	(4,317,956)
Balances at end of year	2,482,442	3,345,164
Share in net unrealized valuation gains on FVOCI investment of an associate	98,602	101,727
Share in actuarial gain (loss) on defined benefit plans of associates and joint	8,748	(14,299)
Share in cumulative translation adjustments of associates and joint ventures	(684,042)	(153,485)
	(576,692)	(66,057)
	62,376,399	61,424,104
Less allowance for impairment losses	568,125	568,125
Investments at equity	61,808,274	60,855,979
Advances	20,527	22,562
	P61,828,801	P60,878,541

As of December 31, 2020 and 2019, the undistributed earnings of the associates and joint ventures included in the Group's retained earnings amounting to P2.48 billion and P3.35 billion, respectively, are not available for distribution to the stockholders unless declared by the investees (see Note 19).

2020

In 2020, the Group converted the advances to Hijos de F. Escaño, Inc. (Hijos) to equity in the form of common and redeemable preferred shares amounting to P15.4 million.

In 2020, AEV Aviation, Inc. (AAI) redeemed 6,939 RPS held by the Company for P6.9 million.

In 2020, the Group, through TPI and AA Thermal made capital contributions to GNPD amounting to US\$48.25 million (P2.32 billion).

2019

In 2019, the Group, through TPI and AA Thermal made capital contributions to GNPD amounting to US\$81.45 million (P4.21 billion).

In 2019, AAI redeemed 5,340 RPS held by the Company for P5.34 million.



Acquisition of AA Thermal

On May 2, 2019, the Company completed its acquisition of a 49% voting stake and a 60% economic stake in AA Thermal, AC Energy's thermal platform in the Philippines. The transaction is valued at \$572.9 million (₱29.79 billion).

AA Thermal has interests in GMEC, the owner and operator of an operating 2x316 MW coal plant in Mariveles, Bataan, and in GNPDP, the developer and owner of a 2x668 MW supercritical coal plant project in Mariveles, Bataan, which is currently under construction.

The completion of the transaction increases the Company's economic interests in GMEC, and GNPDP to 78.3%, and 75.0%, respectively.

2018

In 2018, the Group, through TPI, made capital contributions to GNPDP amounting to US\$47.0 million (₱2.50 billion).

In 2018, AEV Aviation, Inc. (AAI) redeemed 80,216 RPS held by the Company for ₱80.2 million.

The Group's associates and joint ventures and the corresponding equity ownership are as follows:

	Nature of Business	Percentage of Ownership		
		2020	2019	2018
MORE ¹	Holding company	83.33	83.33	83.33
GNPDP ²	Power generation	70.00	72.50	45.00
AA Thermal ^{2/3}	Holding company	60.00	60.00	—
Hijos	Holding company	46.73	46.73	46.73
Mazzaraty Energy Corporation (MEC)	Retail electricity supplier	44.87	44.87	44.87
San Fernando Electric Light & Power Co., Inc. (SFELAPCO)	Power distribution	43.78	43.78	43.78
Pampanga Energy Ventures, Inc. (PEVI)	Holding company	42.84	42.84	42.84
La Filipina Elektrika, Inc. (LFEI)*	Power generation	40.00	40.00	40.00
STEAG	Power generation	34.00	34.00	34.00
AAI	Service	26.69	26.69	26.69
Cebu Energy Development Corporation (CEDC)	Power generation	26.40	26.40	26.40
Redondo Peninsula Energy, Inc. (RPEI)*	Power generation	25.00	25.00	25.00
Southern Philippines Power Corporation (SPPC)	Power generation	20.00	20.00	20.00
Western Mindanao Power Corporation (WMPC)	Power generation	20.00	20.00	20.00

¹ Joint ventures.

² GNPDP change in ownership based on the Partnership Agreement and in 2019 due to AA Thermal acquisition.

³ Economic interest.

* No commercial operations as of December 31, 2020.

The principal place of business and country of incorporation of the Group's associates and joint ventures are in the Philippines.

All ownership percentages presented in the table above are direct ownership of the Group except for GNPDP and SFELAPCO. As of December 31, 2020, AA Thermal has an indirect ownership in GNPDP of 50% while the Group's direct ownership in GNPDP is 40% resulting to the Group's effective ownership



in GNPD of 70%. PEVI has direct ownership in SFELAPCO of 54.83% while the Group's direct ownership in SFELAPCO is 20.29% resulting to the Group's effective ownership in SFELAPCO of 43.78%.

The carrying values of investments, which are accounted for under the equity method are as follows:

	2020	2019
AA Thermal	P24,146,045	P24,084,947
GNPD	17,713,271	17,172,530
MORE	10,653,803	10,180,552
STEAG	3,855,162	4,032,405
CEDC	3,409,799	3,447,491
RPEI	522,347	525,769
PEVI	532,796	508,895
SFELAPCO	395,698	372,917
Hijos	213,524	176,037
WMPC	168,244	142,577
SPPC	53,246	61,497
Others	144,339	150,362
	P61,808,274	P60,855,979

Following is the summarized financial information of significant associates and joint ventures:

	2020	2019	2018
MORE:			
Total current assets	P1,046,825	P681,925	P141,293
Total noncurrent assets	12,724,102	12,222,826	12,196,002
Total current liabilities	(961,848)	(610,443)	(54,462)
Total noncurrent liabilities	(24,516)	(75,721)	-
Equity	P12,784,563	P12,218,587	P12,282,833
Gross revenue	P178,636	P198,636	P180,236
Operating profit	3,194,516	3,750,522	4,133,911
Net income	3,193,335	3,732,874	4,125,996
Other comprehensive income (loss)	22,889	(152,630)	96,116
Group's share in net income	P2,658,476	P3,110,204	P3,439,589
Additional information:			
Cash and cash equivalents	P36,165	P34,480	P31,873
Current financial liabilities	9,890	11,745	54,462
Noncurrent financial liabilities	13,785	43,821	-
Depreciation and amortization	20,124	18,163	7,347
Interest income	500	1,175	808
Interest expense	(2,132)	(4,272)	-
Income tax expense	4,836	14,373	9,043

(Forward)



	2020	2019	2018
WMPC:			
Total current assets	₱786,831	₱643,983	₱717,162
Total noncurrent assets	338,568	348,174	454,108
Total current liabilities	(203,776)	(193,157)	(551,781)
Total noncurrent liabilities	(80,403)	(83,804)	(74,341)
Equity	₱841,220	₱715,196	₱545,148
Gross revenue	₱1,390,204	₱1,157,772	₱1,393,417
Operating profit	427,771	280,417	13,006
Net income	348,795	196,693	20,521
Other comprehensive loss	—	—	—
Group's share in net income	₱69,667	₱36,053	₱4,104
SPPC:			
Total current assets	₱149,970	₱148,228	₱182,303
Total noncurrent assets	222,642	265,422	311,472
Total current liabilities	(51,339)	(39,137)	(36,361)
Total noncurrent liabilities	(55,041)	(76,324)	(58,491)
Equity	₱266,232	₱298,189	₱398,923
Gross revenue	₱12,857	₱—	₱160,831
Operating profit	(56,722)	(88,013)	(19,307)
Net income (loss)	(48,136)	(77,296)	(23,407)
Other comprehensive income	—	—	—
Group's share in net income	(₱8,250)	(₱20,359)	(₱4,681)
SFELAPCO*:			
Total current assets	₱1,112,909	₱1,135,431	₱1,104,307
Total noncurrent assets	2,825,295	2,691,104	2,567,663
Total current liabilities	(831,991)	(868,787)	(763,966)
Total noncurrent liabilities	(826,003)	(784,368)	(699,175)
Equity	₱2,280,210	₱2,173,380	₱2,208,829
Gross revenue	₱4,318,340	₱4,448,624	₱4,088,124
Operating profit	573,989	479,553	408,160
Net income	437,566	342,199	302,677
Other comprehensive income (loss)	8,203	(51,500)	(63,679)
Group's share in net income	₱198,142	₱164,080	₱168,307
STEAG:			
Total current assets	₱5,053,099	₱3,107,046	₱3,459,931
Total noncurrent assets	9,000,415	9,967,406	10,477,098
Total current liabilities	(1,605,648)	(1,379,138)	(1,672,896)
Total noncurrent liabilities	(4,205,178)	(2,840,129)	(3,262,770)
Equity	₱8,242,688	₱8,855,185	₱9,001,363
Gross revenue	₱3,941,673	₱4,812,414	₱4,468,016
Operating profit	1,504,642	1,250,028	1,115,567
Net income	1,022,111	1,150,501	687,186
Other comprehensive losses	(42,194)	(29,106)	(37,173)
Group's share in net income	₱210,781	₱249,432	₱87,508

*Amounts are based on appraised values which are adjusted to historical amounts upon equity take-up of the Group. Using cost method in accounting for property, plant and equipment, net income amounted to ₱449.2 million, ₱374.8 million and ₱952.8 million in 2020, 2019, and 2018, respectively, for SFELAPCO.

(Forward)



	2020	2019	2018
CEDC:			
Total current assets	₱4,611,404	₱5,199,140	₱4,986,619
Total noncurrent assets	11,851,774	12,842,201	13,371,586
Total current liabilities	(7,751,429)	(2,496,096)	(2,158,754)
Total noncurrent liabilities	(1,008,946)	(7,672,244)	(8,943,522)
Equity	₱7,702,803	₱7,873,001	₱7,255,929
Gross revenue	₱7,718,729	₱8,578,452	₱9,728,163
Operating profit	2,726,815	3,017,831	3,300,164
Net income	1,576,645	2,317,071	1,880,853
Other comprehensive income	(17,256)	29,483	13,277
Group's share in net income	₱710,307	₱1,002,882	₱827,576
AA Thermal			
Total current assets	₱491,206	₱75,243	₱—
Total noncurrent assets	15,998,648	14,827,626	—
Total current liabilities	(134)	(7,762)	—
Total noncurrent liabilities	—	—	—
Equity	₱16,489,720	₱14,895,107	₱—
Gross revenue	₱—	₱—	₱—
Operating profit	—	—	—
Net income	—	—	—
Other comprehensive income	—	—	—
Group's share in net loss	(₱6,937)	₱—	₱—
GNPD			
Total current assets	₱3,949,591	₱1,612,549	₱1,705,863
Total noncurrent assets	71,095,383	67,043,356	40,707,048
Total current liabilities	(2,542,327)	(5,623,202)	(3,342,924)
Total noncurrent liabilities	(56,958,752)	(48,514,482)	(29,473,440)
Equity	₱15,543,895	₱14,518,221	₱9,596,547
Gross revenue	₱1,725,867	₱—	₱—
Operating loss	(752,254)	(1,161,098)	(352,858)
Net loss	(1,642,379)	(1,160,004)	(68,174)
Other comprehensive income	1,514	—	—
Group's share in net loss	(₱683,376)	(₱726,682)	(₱15,435)
Additional information:			
Cash and cash equivalents	₱272,868	₱1,093,991	₱911,642
Current financial liabilities	1,213,841	2,033,297	3,246,671
Noncurrent financial liabilities	2,146,158	48,514,482	29,473,440
Depreciation and amortization	8,051	61,005	41,169
Interest income	3,702	590	487
Interest expense	(24,494)	(63,928)	(28,073)
Income tax expense	807,066	395,945	158,506
Others**:			
Total current assets	₱380,749	₱403,979	₱453,445
Total noncurrent assets	2,759,869	2,831,067	2,842,300
Total current liabilities	(34,193)	(31,272)	(62,706)
Total noncurrent liabilities	(166,040)	(111,875)	(110,557)
Gross revenue	₱125,908	₱150,059	₱160,695
Net income (loss)	(18,021)	(8,856)	(727,830)

**The financial information of insignificant associates and joint ventures is indicated under "Others".



10. Joint Operation

Name of Joint Operation	Nature of Business	Percentage of Ownership	
		2020	2019
PEC	Power generation	50.00	50.00

**PEC's principal place of business and country of incorporation is the Philippines.*

On May 15, 2014, the Group entered into a shareholders' agreement with TPEC Holdings Corporation (TPEC) for the development, construction and operation of the 400 MW Pagbilao Unit III in Pagbilao, Quezon through PEC. TPI and TPEC both agreed to provide their respective capital contributions and subscribe to common shares such that each stockholder owns 50% of the issued and outstanding shares of stock of PEC.

The financial and operating activities of the operation are jointly controlled by the participating shareholders and are primarily designed for the provision of output to the shareholders.

The Group's share of assets, liabilities, revenue, expenses and cash flows of joint operations are included in the consolidated financial statements on a line-by-line basis.



1.1. Property, Plant and Equipment

December 31, 2020

Cost:	Land	Buildings, warehouses and improvements	Power plant equipment and steam field assets (Note 18)	Transmission, distribution and substation equipment	Transportation equipment	Office furniture and fixtures and equipment	Leasehold improvements	Electrical equipment	Meters and laboratory equipment	Tools and others	Construction in progress	RDI assets (Note 34)	Total
Balances at beginning of year	₱1,785,750	₱37,218,328	₱141,940,261	₱21,295,812	₱1,626,721	₱1,174,643	₱2,793,542	₱7,788,861	₱2,265,372	₱1,228,993	₱6,311,485	₱37,864,618	₱263,301,886
Additions (see Notes 14 and 18)	7,623	347,179	416,501	—	73,029	64,357	63,377	141,066	—	30,782	4,284,816	157,491	5,381,221
Disposals	—	—	(96,178)	—	(99,989)	(9,283)	(11,966)	(15,663)	—	(10,173)	—	—	(85,252)
Reclassifications and Others	(41,683)	1,165,829	(3,941,317)	1,706,296	3,711,786	115,429	105,292	262,657	117,646	3,437,650	(5,131,649)	(4,922)	1,503,014
Balances at end of year	1,751,190	38,731,336	138,325,267	23,002,108	5,311,547	1,345,146	2,990,245	8,176,921	2,383,018	4,687,252	5,464,652	38,017,187	270,140,869
Accumulated Depreciation and Amortization:													
Balances at beginning of year	—	4,977,150	37,089,849	5,738,598	956,744	870,505	681,804	3,281,314	177,562	680,939	—	1,211,506	50,645,980
Depreciation and amortization	—	1,362,949	5,923,510	672,817	146,320	117,016	127,317	382,866	104,033	342,349	—	1,310,059	10,486,236
Disposals	—	—	(24,237)	(23)	(86,045)	(7,968)	(11,966)	(13,862)	—	(2,066)	—	—	(46,374)
Reclassifications and Others	—	18,286	2,649,308	—	667	12,953	20,530	3,106	—	(259,370)	—	984	2,445,461
Balances at end of year	—	6,358,394	40,637,430	6,411,392	1,055,681	992,516	817,685	3,653,417	281,595	701,844	—	2,531,549	63,441,503
Accumulated Impairment:													
Balances at beginning of year	—	—	486,280	—	2,088	792	251	—	—	—	2,645,029	—	3,184,0
Impairment	—	—	113,683	—	—	—	—	—	—	—	—	—	113,683
Balances at end of year	—	—	599,963	—	2,088	792	251	—	—	—	2,645,029	—	3,298,123
Net book values	₱1,751,190	₱32,372,942	₱97,687,874	₱16,590,716	₱4,255,778	₱351,818	₱2,132,309	₱4,523,504	₱2,101,473	₱3,985,408	₱2,819,623	₱35,480,638	₱202,451,243



December 31, 2019

Cost:	Land	Buildings, warehouses and improvements	Power plant equipment and steam field assets (Note 18)	Transmission, distribution and substation equipment	Transportation equipment	Office furniture, fixtures and equipment	Leasehold improvements	Electrical equipment	Meters and laboratory equipment	Tools and others	Construction in progress	ROU assets (Note 3)	Total
Balances at beginning of year	₱1,341,756	₱21,356,246	₱133,773,646	₱19,438,140	₱1,570,064	₱1,052,237	₱2,774,370	₱5,685,713	₱1,802,174	₱1,335,213	₱37,835,549	₱37,840,369	₱266,114,977
Additions (see Notes 14 and 3)	186,097	740,684 (3,849)	1,032,129 (413,521)	— (29,432)	198,729 (119,132)	136,388 (27,537)	5,594	12,589 (400)	—	32,465 (1,511)	7,830,741 (2,363)	24,749	9,703,066
Disposals	—	—	—	—	—	—	—	—	—	—	—	—	(597,745)
Reclassifications and others	57,397	15,625,247	7,556,007	1,867,104	(22,940)	13,555	13,178	2,091,459	373,198	(137,174)	(30,352,412)	—	(11,915,411)
Balances at end of year	1,895,250	37,218,228	141,948,261	21,995,812	1,626,721	1,174,643	2,793,542	7,788,861	2,265,372	1,228,983	6,311,085	37,866,618	263,301,886
Accumulated Depreciation and Amortization:													
Balances at beginning of year	—	4,489,697	37,371,844	5,227,736	948,524	847,093	595,409	2,482,478	78,728	657,930	—	—	52,689,469
Depreciation and amortization	—	749,417 (3,848)	5,970,481 (70,556)	598,759 (28,432)	168,397 (95,804)	123,588 (27,366)	131,678	778,804 (400)	92,374	80,343 (2,072)	—	1,773,873	9,417,914
Disposals	—	—	—	—	—	—	—	—	—	—	—	—	(239,559)
Reclassifications and others	—	(258,105)	(11,181,920)	(58,465)	(24,273)	(72,830)	(45,283)	570,432	5,430	(115,262)	—	(11,567)	(11,241,844)
Balances at end of year	—	4,977,159	32,089,849	5,728,598	986,744	870,505	651,804	3,281,314	177,562	620,939	—	1,711,506	50,845,980
Accumulated impairment	—	—	486,280	—	2,088	792	251	—	—	—	2,645,029	—	3,136,400
Net book values	₱1,785,250	₱32,241,169	₱109,372,132	₱15,557,214	₱162,809	₱1,093,346	₱2,111,487	₱4,507,547	₱2,087,810	₱608,054	₱3,666,456	₱36,653,117	₱209,211,460



In 2020 and 2019, the Group has determined that an impairment test has to be performed on certain segments of its property, plant and equipment amounting to ₱41.6 billion and ₱3.6 billion, respectively. In performing an impairment test calculation, the Group determined the recoverable amount of the relevant property, plant and equipment through value in use (VIU). VIU is derived based on financial budgets prepared by senior management covering the project's entire life. Pre-tax discount rate of 7.12% to 8.79% in 2020 and 9.83% in 2019 was used.

The calculation of value in use of these property, plant and equipment are most sensitive to the following assumptions:

- Discount rate - Discount rate reflects the management's estimate of risks applicable to these projects. The benchmark used by the management to assess operating performance and to evaluate future investment proposals. In determining appropriate discount rates, consideration has been given to various market information, including, but not limited to, government bond yield, bank lending rates and market risk premium.
- Material price inflation - Estimates are obtained from published indices from which the materials are sourced, as well as data relating to specific commodities. Forecast figures are used if data is publicly available, otherwise past actual material price movements are used as an indicator of future price movement.
- Growth rate - The long-term rate used to extrapolate future cash flows excludes expansions and potential improvements in the future. Management also recognized the possibility of new entrants, which may have significant impact on existing growth rate assumptions. Management, however, believes that new entrants will not have a significant adverse impact on the forecasts included in the financial budget.

Management have reflected future economic uncertainty in the risk-adjusted cash flows, giving a more accurate representation of the risks specific to the projects, taking into account the impact of COVID-19.

The impairment test calculation has not resulted to any recognition of an impairment loss in 2020 and 2019.

In 2020, impairment loss amounting to ₱113.7 million has been recognized in specific equipment that was determined to be damaged.

In 2020 and 2019, power plant equipment and steam field assets increased by ₱1.2 billion and decreased by ₱321.9 million, respectively, due to the change in accounting estimate and because of an additional obligation originating in 2020 (see Note 18).

In 2020 and 2019, additions to "Construction in progress" include capitalized borrowing costs, net of interest income earned from short-term deposits amounted to nil and ₱890 million, respectively (see Note 16). The rate used to determine the amount of borrowing costs eligible for capitalization ranged from 5.7% to 9.4% which are the effective interest rate of the specific borrowings in 2019.



Property, plant and equipment with carrying amounts of ₱111 billion and ₱124 billion as of December 31, 2020 and 2019, respectively, are used to secure the Group's long-term debts (see Note 16).

Fully depreciated property and equipment with gross carrying amount of ₱6.57 billion and ₱5.91 billion as of December 31, 2020 and 2019, respectively, are still in use.

In 2019, the Group completed the sale of its transmission assets. These assets have been previously recognized as property held for sale carried at its recoverable amount of ₱675.8 million (see Note 27).

12. Intangible Assets

	2020	2019
Goodwill	₱38,812,852	₱40,876,082
Service concession rights	2,007,375	2,406,320
Franchise	2,494,811	2,571,772
Project development costs	702,671	622,491
Software and licenses	261,677	235,836
	₱44,279,386	₱46,712,501



The table below shows the rollforward of intangible assets:

December 31, 2020

	Goodwill	Service concession rights	Franchise	Project development costs	Customer contracts	Software and licenses	Total
Cost:							
Balances at beginning of year	P40,876,082	P5,456,916	P3,078,431	P622,491	P60,068	P468,123	P50,562,111
Additions during the year	—	39,957	—	87,420	—	70,653	198,030
Impairment	—	—	—	(7,240)	—	—	(7,240)
Exchange differences	(2,063,230)	(85,547)	—	—	—	—	(2,148,777)
Balances at end of year	38,812,852	5,411,326	3,078,431	702,671	60,068	538,776	48,604,124
Accumulated amortization:							
Balances at beginning of year	—	3,050,596	506,659	—	60,068	232,287	3,849,610
Amortization	—	353,355	76,961	—	—	44,812	475,128
Balances at end of year	—	3,403,951	583,620	—	60,068	277,099	4,324,738
Net book values	P38,812,852	P2,007,375	P2,494,811	P702,671	P—	P261,677	P44,279,386

December 31, 2019

	Goodwill	Service concession rights	Franchise	Project development costs	Customer contracts	Software and licenses	Total
Cost:							
Balances at beginning of year	P40,224,411	P5,478,607	P3,078,431	P388,468	P60,068	P307,338	P49,537,323
Additions during the year	—	60,625	—	234,023	—	160,785	455,433
Exchange differences	651,671	(82,316)	—	—	—	—	569,355
Balances at end of year	40,876,082	5,456,916	3,078,431	622,491	60,068	468,123	50,562,111
Accumulated amortization:							
Balances at beginning of year	—	2,688,997	429,699	—	51,486	201,647	3,371,829
Amortization	—	361,599	76,960	—	8,582	30,640	477,781
Balances at end of year	—	3,050,596	506,659	—	60,068	232,287	3,849,610
Net book values	P40,876,082	P2,406,320	P2,571,772	P622,491	P—	P235,836	P46,712,501



Impairment Testing of Goodwill

Goodwill acquired through business combinations have been attributed to the following CGUs:

	2020	2019
GMEC	₱37,933,567	₱39,996,797
LEZ	467,586	467,586
HI	220,228	220,228
BEZ	191,471	191,471
	₱38,812,852	₱40,876,082

The recoverable amounts of these CGUs have been determined based on a value-in-use calculation using cash flow projections based on financial budgets approved by senior management covering a five-year period.

Key assumptions used in value-in-use calculation for December 31, 2020 and 2019

The following describes each key assumption on which management has based its cash flow projections to undertake impairment testing of goodwill.

Discount rates and growth rates

The discount rates applied to cash flow projections are from 7.12% to 8.79% in 2020 and 9.87% to 11.81% in 2019, and cash flows beyond the five-year period are extrapolated using a zero percent growth rate.

Revenue assumptions

Revenue assumptions are based on the expected electricity to be sold. Revenue growth rates used for the next five (5) years are as follows:

	2020				2019			
	LEZ	BEZ	GMEC	HI	LEZ	BEZ	GMEC	HI
Year 1	4%	6%	8%	17%	10%	4%	0%	-6%
Year 2	10%	2%	0%	-2%	0%	-6%	2%	16%
Year 3	7%	1%	10%	3%	4%	1%	7%	15%
Year 4	11%	2%	4%	0%	4%	-3%	3%	12%
Year 5	10%	3%	0%	20%	4%	10%	10%	5%

Materials price inflation

In 2020, the assumption used to determine the value assigned to the materials price inflation is 2.50% in 2021, and settles at 3.00% for the next 4 years until 2025. The starting point of 2021 is consistent with external information sources.

In 2019, the assumption used to determine the value assigned to the materials price inflation is 3.30% in 2020, decreases to 3.20% in 2021 and settles at 3.00% for the next 3 years until 2024. The starting point of 2020 is consistent with external information sources.



Foreign exchange rates

In 2020, the assumption used to determine foreign exchange rate is a weakening Philippine peso which starts at a rate of ₱50.00 to a dollar in 2021 and depreciates annually at an average of 0.88% until 2025. In 2019, the assumption used to determine foreign exchange rate is weakening Philippine peso which starts at a rate of ₱54.70 to a dollar in 2020 and depreciates annually at an average of 2.67% until 2024.

Management has reflected future economic uncertainty in the risk-adjusted cash flows, giving a more accurate representation of the risks specific to the Group, taking into consideration the impact of COVID-19. To reflect ongoing uncertainty, the likelihood that actual performance will differ from these assumptions has been estimated at a CGU level with reference to external market forecasts and the CGU's current performance.

Based on the impairment testing, no impairment of goodwill was recognized in 2020 and 2019. In 2018, an impairment loss on goodwill amounting to ₱45.9 million on the investment in BEZ was recognized.

With regard to the assessment of value-in-use, management believes that no reasonably possible change in any of the above key assumptions would cause the carrying value of the goodwill to materially exceed its recoverable amount.

Service Concession Rights

Service concession arrangements entered into by the Group are as follows:

- a. On November 24, 1996, LHC entered into a PPA with NPC, its sole customer, for the construction and operation of a 70-megawatt hydroelectric power generating facility (the Power Station) in Bakun River in Benguet and Ilocos Sur Provinces on a build-operate-transfer scheme. Under the PPA, LHC shall deliver to NPC all electricity generated over a cooperation period of 25 years until February 5, 2026.

On the Transfer Date, as defined in the PPA, LHC shall transfer to NPC, free from any lien or encumbrance, all its rights, title and interest in and to the Power Station and all such data as operating manuals, operation summaries/transfer notes, design drawings and other information as may reasonably be required by NPC to enable it to operate the Power Station.

Since NPC controls the ownership of any significant residual interest of the Power Station at the end of the PPA, the PPA is accounted for under the intangible asset model as LHC has the right to charge users for the public service under the service concession arrangement.

The Power Station is treated as intangible asset and is amortized over a period of 25 years, which is the service concession period, in accordance with Philippine Interpretation IFRIC 12. The intangible asset with a carrying value of ₱1.27 billion and ₱1.62 billion as of December 31, 2020 and 2019, respectively, was used as collateral to secure LHC's long-term debt (see Note 16).



- b. On May 15, 2003, the SBMA, AEV and DLP entered into a DMSA for the privatization of the SBMA Power Distribution System (PDS) on a rehabilitate-operate-and-transfer arrangement; and to develop, construct, lease, lease out, operate and maintain property, structures and machineries in the Subic Bay Freeport Zone (SBFZ).

Under the terms of the DMSA, SEZ was created to undertake the rehabilitation, operation and maintenance of the PDS (the Project), including the provision of electric power service to the customers within the Subic Bay Freeport Secured Areas of the SBFZ as well as the collection of the relevant fees from them for its services and the payment by SBMA of the service fees throughout the service period pursuant to the terms of the DMSA. The DMSA shall be effective for 25-year period commencing on the turnover date.

For and in consideration of the services and expenditures of SEZ for it to undertake the rehabilitation, operation, management and maintenance of the Project, it shall be paid by the SBMA the service fees in such amount equivalent to all the earnings of the Project, provided, however, that SEZ shall remit the amount of ₱40.0 million to the SBMA at the start of every 12-month period throughout the service period regardless of the total amount of all earnings of the Project. The said remittances may be reduced by the outstanding power receivables from SBMA, including streetlights power consumption and maintenance, for the immediately preceding year.

Since SBMA controls ownership of the equipment at the end of the agreement, the PDS are treated as intangible assets and are amortized over a period of 25 years up to year 2028, in accordance with Philippine Interpretation IFRIC 12.

The carrying value of the intangible asset arising from the service concession arrangement amounted to ₱655.8 million and ₱700.3 million as of December 31, 2020 and 2019, respectively.

- c. The transmission and distribution equipment of MEZ are located within Mactan Export Processing Zone (MEPZ) II. Since MCIAA controls ownership of the equipment at the end of the agreement, the equipment is treated as intangible assets and are amortized over a period of 21 years up to year 2028, in accordance with Philippine Interpretation IFRIC 12.

The carrying amount of the intangible asset arising from the service concession arrangement amounted to ₱77.6 million and ₱84.5 million as of December 31, 2020 and 2019, respectively.

Customer Contracts

Customer contracts pertain to agreements between LEZ and the locators within Lima Technology Center relating to the provision of utility services to the locators. These contracts are treated as intangible assets and are amortized over a period of 5.25 years since 2014.

The amortization of intangible assets is included in "Depreciation and amortization" under "Operating Expenses" in the consolidated statements of income.



13. Other Noncurrent Assets

	2020	2019
Restricted cash	P—	P4,672,031
Input VAT and tax credit receivable, net of impairment loss of P44.1 million in 2020 and P9.9 million in 2019 (see Note 27)	2,993,466	4,434,349
PSALM deferred adjustment - net of current portion (see Notes 6 and 39k)	1,097,365	2,140,219
Advances to NGCP - net of current portion	920,682	—
Advances to contractors and projects	893,827	553,280
Refundable deposits	313,751	326,850
Financial assets at FVTPL	3,906	3,906
Investment properties	248,129	132,300
Prepaid expenses	251,576	—
Prepaid taxes	2,321,582	879,439
Others	227,272	380,844
	P9,271,556	P13,523,218

In 2020, TVI and the contractors have executed a settlement agreement finalizing the resolution of the dispute under their Engineering, Procurement and Construction agreement whereby the contractors shall pay liquidating damages amounting to P611.0 million. Accordingly, performance securities drawn by TVI on June 11, 2019 that were previously recognized as restricted cash, have been remitted to the contractors (see Note 27).

14. Trade and Other Payables

	2020	2019
Trade payables (see Note 32)	P9,266,804	P10,885,721
Output VAT	3,370,163	3,022,048
Amounts due to contractors and other third parties	397,707	1,159,984
PSALM deferred adjustment (see Note 39k)	1,042,861	1,042,861
Accrued expenses:		
Interest	2,134,625	2,350,811
Materials and supplies cost	66,087	470,588
Taxes and fees	896,429	1,246,863
Claims conversion costs	105,627	102,808
Insurance	21,464	18,437
Dividends payable	235,538	94,976
Unearned revenues	37,337	37,425
Customers' deposit	23,378	19,360
Non-trade	329,490	1,270,946
Others	444,288	653,292
	P18,371,798	P22,376,120



Trade payables are non-interest bearing and generally on 30-day terms.

Accrued taxes and fees represent accrual of real property tax, transfer tax and other fees.

Amounts due to contractors and other third parties include liabilities arising from the power plant construction (see Note 11).

Others include withholding taxes and other accrued expenses and are generally payable within 12 months from the balance sheet date.

15. Short-term Loans

	Interest Rate	2020	2019
Peso loans - financial institutions - unsecured	2% - 4.92% in 2020 2.68% - 4.95% in 2019	₱11,717,000	₱9,727,800
Temporary advances (see Note 31)	Non-interest bearing	26,413	607,620
		₱11,743,413	₱10,335,420

The bank loans are unsecured short-term notes payable obtained from local banks. These loans are covered by the respective borrower's existing credit lines with the banks and are not subject to any significant covenants and warranties.

Interest expense on short-term loans amounted to ₱827.7 million in 2020, ₱797.6 million in 2019, and ₱374.6 million in 2018 (see Note 32).

16. Long-term Debts

	2020 Interest Rate	2019 Interest Rate	2020	2019
Company:				
Bonds due 2021	5.21%	5.21%	₱6,600,000	₱6,600,000
Bonds due 2022	3.13%	—	9,000,000	—
Bonds due 2024	7.51%	7.51%	7,700,000	7,700,000
Bonds due 2025	3.94% to 8.51%	8.51%	3,050,000	2,500,000
Bonds due 2026	5.28%	5.28%	7,250,000	7,250,000
Bonds due 2026	6.10%	6.10%	3,400,000	3,400,000
Bonds due 2027	5.34%	5.34%	3,000,000	3,000,000
Financial institutions - unsecured	5.28%	5.28%	4,950,000	5,000,000
Financial institutions - unsecured	LIBOR + 1.20%	LIBOR + 1.20%	14,406,900	15,190,500

(Forward)



	2020 Interest Rate	2019 Interest Rate	2020	2019
Subsidiaries:				
GMEC				
Financial institutions - unsecured	LIBOR + 1.7% - 4.85%	LIBOR + 1.7% - 4.85%	₱33,711,803	₱37,247,830
TVI				
Financial institutions - secured	5.56% to 9.00%	5.56% to 9.00%	29,418,667	31,520,000
AESI				
Financial institutions - secured	4.87%	—	600,000	—
TSI				
Financial institutions - secured	5.26%	5.05% - 5.70%	18,729,025	20,039,365
APRI				
Financial institutions - secured	4.48% - 5.20%	4.48% - 5.20%	6,873,920	8,124,160
Hedcor Bukidnon				
Financial institutions - secured	4.00% - 5.34%	4.75% - 7.36%	9,315,000	9,416,666
TPVI				
Financial institutions - unsecured	3.32%-5.06%	5.06%-5.25%	1,500,000	1,300,000
Hedcor Sibulan				
Fixed rate corporate notes - unsecured	4.63% - 5.42%	4.05% - 5.42%	3,702,401	3,801,400
HI				
Financial institution - secured	7.41%	7.41%	423,000	423,000
Financial institution - secured	7.87%	7.87%	1,207,000	1,327,000
VECO				
Financial institution - unsecured	4.73% - 4.81%	4.59% - 4.81%	579,000	776,000
LHC				
Financial institutions - secured	2.25% to 4.81%	3.94% - 4.81%	271,330	564,580
DLP				
Financial institution - unsecured	4.73% to 4.92%	4.59% - 4.81%	434,250	582,000
AI				
AEV - unsecured (see Note 31)	3.50%	4.60% - 6.25%	300,000	300,000
SEZ				
Financial institution - unsecured	5.00%	5.00%	56,500	113,000
CLP				
Financial institution - unsecured	4.73% to 4.92%	4.59% - 4.81%	86,850	116,400
Joint operation (see Note 10):				
Financial institutions - secured	5.50% - 8.31%	5.50% - 8.31%	12,251,259	13,380,097
			178,816,905	179,671,998
Less deferred financing costs			1,495,573	1,700,376
			177,321,332	177,971,622
Less current portion - net of deferred financing costs			17,254,213	10,386,311
			₱160,067,119	₱167,585,311

*London Interbank Offered Rate (LIBOR)

Interest expense and other financing costs on long-term debt amounted to ₱9.98 billion in 2020, ₱8.65 billion in 2019, and ₱6.86 billion in 2018 (see Note 32).

Company

In September 2014, the Company issued a total of ₱10.00 billion bonds, broken down into a ₱6.60 billion 7-year bond due 2021 at an annual fixed rate equivalent to 5.21% and a ₱3.40 billion 12-year bond due 2026 at an annual fixed rate equivalent to 6.10%. The bonds have been rated PRS Aaa by PhilRatings.

In July 2017, the Company issued a ₱3.00 billion 10-year bond due 2027 at an annual fixed rate equivalent to 5.34%. The bonds have been rated PRS Aaa by PhilRatings.



In October 2018, the Company issued a total of ₱10.20 billion bonds, broken down into a ₱7.70 billion 5.25-year bond due 2024 at an annual fixed rate equivalent to 7.51% and a ₱2.50 billion 7-year bond due 2025 at an annual fixed rate equivalent to 8.51%. The bonds have been rated PRS Aaa by PhilRatings.

In October 2019, the Company issued ₱7.25 billion 7-year bond due 2026 at a fixed rate of 5.28%. The bonds have been rated PRS Aaa by PhilRatings.

In July 2020, the Company issued the fourth and last tranche of its ₱30.00 billion debt securities program amounting to ₱9.55 billion, broken down into a ₱9.00 billion 2-year bond due 2022 at an annual fixed rate equivalent to 3.13% and a ₱550.00 million 5-year bond due 2025 at an annual fixed rate equivalent to 3.94%. The bonds have been rated PRS Aaa by PhilRatings.

The principal amount of the bonds shall be payable on a lump sum basis on the respective maturity date at its face value. These bonds may be redeemed in advance by the Company based on stipulated early redemption option dates and on agreed early redemption price.

In April 2019, the Company executed and availed a US\$300,000,000 syndicated bridge loan facility loan agreement with DBS Bank Ltd., Mizuho Bank, Ltd., MUFG Bank, Ltd., and Standard Chartered Bank as lead arrangers and bookrunners to finance the AA Thermal, Inc. acquisition. The loan bears a floating interest based on credit spread over applicable LIBOR plus 1.2% margin. The loan will mature on the 5th anniversary of the first utilization date.

In November 2019, the Company obtain a ₱5.0 billion 7-year long term loan from the BDO Unibank, Inc. at a fixed rate of 5.28% p.a.

GMEC

On August 29, 2017, GMEC entered into a Notes Facility Agreement (NFA) with local banks with BDO Capital and Investment Corporation as Lead Arranger, with the maximum principal amount of \$800.0 million, the proceeds of which will be used to refinance GMEC's existing loan obligation and for other general corporate purposes.

On September 29, 2017, \$600.0 million was drawn from the NFA, out of which \$462.4 million was used to prepay the outstanding loans. In February 2018, the remaining principal amount of \$200.0 million was drawn from the NFA.

GMEC also has an existing facility agreement with BDO to finance the GMEC's working capital requirements.



Loans payable consist of the following dollar denominated loans:

	2020	2019	Interest Rate Per Annum	Payment Schedule
<i>NFA</i>				
Fixed Rate Loan	\$420,818	\$448,164	(i) Fixed rates of 2.5514% and 3.4049% plus 1.45% margin for the first seven-year period and (ii) Fixed Rate Loan Benchmark plus 1.45% margin for the subsequent five-year period	24 semi-annual payments starting from the first Interest Payment Date
LIBOR Loan	251,175	267,450	Six-month LIBOR plus 1.70% margin	24 semi-annual payments starting from the first Interest Payment Date
<i>Working Capital</i>				
BDO	30,000	20,000	LIBOR plus 1.7% applicable margin	Payable within three months
Total borrowings	701,993	735,614		
Less unamortized portion of deferred financing costs	4,151	4,017		
	697,842	731,597		
Less current portion	67,984	63,583		
Loans payable - net of current portion	\$629,858	\$668,014		

TVI

On June 18, 2015, TVI entered into an omnibus agreement with local banks for a project loan facility with an aggregate principal amount of ₱31.97 billion. As of December 31, 2020 and 2019, ₱31.52 billion has been drawn from the loan facility.

The loan is available in two tranches, as follows:

- Tranche A, in the amount of ₱25.60 billion, with interest rate fixed for the first eight years and will be repriced and fixed for another seven years.
- Tranche B, in the amount of ₱5.90 billion, with a fixed interest rate for fifteen years.

70% of the principal amount of the loan is payable in 20 equal semi-annual installments, with the remaining 30% payable in full on the final maturity date. TVI may prepay the loan in part or in full beginning on the end of the fourth year from the initial advance or on the project completion date, whichever is earlier. Any prepayment shall be subject to a certain percentage of prepayment penalty on the principal to be prepaid.

The loan is secured by a mortgage of all its assets with carrying amount of ₱44.85 billion as of December 31, 2020, and a pledge of TVI's shares of stock held by its shareholders.

AESI

On April 8, 2020, AESI entered into a loan agreement with BPI with a principal amount of ₱600.0 million, which was fully drawn in 2020. The term of the loan is 10 years and interest is fixed at 4.87% for 5 years subject to reset 2 days prior to the 5th anniversary. The loan is payable in equal, semi-annual amortizations of at least one percent (1%) of the loan amount per annum, with balloon payment at maturity date.



TSI

On October 14, 2013, TSI entered into an omnibus agreement with local banks for a project loan facility with an aggregate principal amount of ₱24.00 billion, which was fully drawn in 2014.

On October 28, 2015, TSI entered into an additional loan agreement with principal amount of ₱1.68 billion, which was fully drawn in 2016.

The loan is secured by a mortgage of all its assets with carrying amount of ₱29.73 billion as of December 31, 2020, and a pledge of TSI's shares of stock held by the Company and TPI.

Interest rate is fixed for the first seven years and will be repriced and fixed for another five years.

Fifty percent of the principal amount of the loan is payable at semi-annual installments within 12 years with a two-year grace period, with the remaining 50% payable in full on the final maturity date.

TSI may prepay the loan in part or in full beginning on the end of the third year from the initial advance or on the project completion date, whichever is earlier. Any prepayment shall be subject to a certain percentage of prepayment penalty on the principal to be prepaid.

APRI

On February 29, 2016, APRI entered into an omnibus agreement with BPI, Asian Development Bank (ADB) and Credit Guarantee and Investment Facility (CGIF). This has been certified to have met the requirements of the Climate Bond Standard. The loan proceeds were used for return of equity to shareholders and to fund necessary operating and capital expenditures.

The loan is available in two tranches, as follows:

- a. The Notes Facility Agreement, in the amount of ₱10.7 billion, with interest rate already fixed for ten years. 41.6% of the principal amount is payable in ten equal semi-annual installments and the balance payable in another ten semi-annual installments
- b. The ADB Facility Agreement, in the amount of ₱1.8 billion, with interest rate fixed for five years and principal repayments made in ten equal semi-annual installments.

The loan is secured by mortgage of its assets with carrying amount of ₱24.98 billion as of December 31, 2020, and pledge of APRI's shares of stock held by shareholders and assignment of Project Agreements and Project Accounts.

Hedcor Bukidnon

On September 22, 2015, Hedcor Bukidnon entered into an omnibus agreement with local banks for a project loan facility with an aggregate principal amount of up to ₱10.00 billion. As of December 31, 2019, ₱9.33 billion has been drawn from the loan facility based on the agreed schedule.

The term of the loan is 15 years, and the first principal repayment will take place 42 months after the financial close, or six months after project completion. Principal repayments shall be made in equal semi-annual installments, with a balloon payment not to exceed 30% of the loan amount. Interest rate on the loan is computed at the time of each drawdown, as designated under the agreement.



On April 3, 2020, Hedcor Bukidnon entered into a loan agreement with BPI, up to the maximum principal amount of ₱225.00 million which was fully drawn in 2020, for the construction of the Transformer Facility and other general corporate purposes.

The term of the loan is 8 years and the loan shall be paid as follows: (i) payment of an aggregate amount equivalent to 70% of the total principal amount of the loans, by equal semi-annual amortizations beginning on the seventh interest payment date up to and including the maturity date; and (ii) payment of the amount equivalent to 30% of the total principal amount of the loans, on the maturity date.

On September 29, 2020, Hedcor Bukidnon entered into an omnibus agreement for a loan facility in the principal amount of ₱9.09 billion which was fully drawn in 2020 to refinance the project loan availed in 2015.

The term of the loan is 10 years and the loan shall be paid as follows: (i) payment of an aggregate amount equivalent to 70% of the total original amount of the Loan, by equal semi-annual amortizations beginning on the first interest payment date up to and including the Maturity Date; and (ii) payment of the amount equivalent to 30% of the total original amount of the loan, on the maturity date.

TPVI

On December 23, 2019, TPVI entered into a Loan Agreement with the Philippine National Bank (PNB) for an aggregate amount of ₱1.5 billion available in two drawdowns. The loan proceeds will be utilized, among others, in funding necessary operating and capital expenditures. Drawdowns were made on December 26, 2019 and April 27, 2020 for ₱1.3 billion and ₱200 million respectively. The loan is payable for 15 years, with a grace period of 3 years. The mode of repayment is sculpted with balloon payment of 70%.

TPVI will pay PNB a fixed interest rate for the first 8 years, with the rate being expected to go up to 5.25% for the rest of the term due to: (1) continued inflation, and; (2) liquidity tightness due to funds held and additional borrowings by the Bureau of Treasury. The interest is payable semi-annually, every 30th of June and 31st of December.

Hedcor Sibulan

On November 17, 2016, Hedcor Sibulan entered into an NFA with various institutions with Metrobank - Trust Banking Group as the Notes Facility Agent, for a loan facility with an aggregate principal amount of up to ₱4.10 billion to return equity to shareholders, and for other general corporate purposes.



The unsecured notes were issued in ten tranches with interest payable semi-annually at annual fixed rates and with principal maturity as follows:

Tranche	Maturity Date	Principal Amount
1	Fifteen months from issue date	₱96.8 million
2	Two (2) years from issue date	₱96.8 million
3	Three (3) years from issue date	₱84.0 million
4	Four (4) years from issue date	₱84.0 million
5	Five (5) years from issue date	₱284.0 million
6 (Series A&B)	Six (6) years from issue date	₱388.4 million
7 (Series A&B)	Seven (7) years from issue date	₱445.8 million
8	Eight (8) years from issue date	₱451.4 million
9	Nine (9) years from issue date	₱508.1 million
10 (Series A&B)	Ten (10) years from issue date	₱1,660.7 million

Prior to maturity date, Hedcor Sibulan may redeem in whole or in part the relevant outstanding notes on any interest payment date plus a one percent prepayment penalty.

HI

On August 6, 2013, HI availed of a ten-year ₱900 million loan from a local bank. This loan is subject to a semi-annual principal payment with fixed annual interest rate for the first 5 years. For the remaining five years, interest rate will be repriced and fixed on the fifth anniversary from the drawdown date. The debt is secured by a pledge of HI's shares of stock held by ARI.

On December 14, 2018, HI entered into a Notes Facility Agreement with a local bank to borrow ₱1.39 billion, which will mature on August 31, 2033, to finance the rehabilitation and/or expansion of the Bineng hydropower plant, refinance its short-term loans and for other general corporate purposes. This loan is subject to a semi-annual principal payment with annual interest fixed at 7.87% for the first 5 years. For the next five years, interest rate will be repriced and fixed one banking day prior to August 31, 2023. For the remaining five years, interest rate will be repriced and fixed one banking day prior to August 31, 2028. The debt is secured by a continuing suretyship from ARI.

VECO

On December 20, 2013, VECO availed of a ₱2.00 billion loan from the NFA it signed on December 17, 2013 with Land Bank of the Philippines (LBP). The unsecured notes were issued in ten tranches of ₱200 million with interest payable semi-annually at annual fixed rates and principal amortized as follows:

Tranche	Maturity Date	Principal Repayment Amount
A, B	December 20, 2014 and 2015	₱200M balloon payment on maturity date
C	December 20, 2016	₱1M each on first 2 years; 198M on maturity date
D	December 20, 2017	₱1M each on first 3 years; 197M on maturity date
E	December 20, 2018	₱1M each on first 4 years; 196M on maturity date
F	December 20, 2019	₱1M each on first 5 years; 195M on maturity date
G	December 20, 2020	₱1M each on first 6 years; 194M on maturity date
H	December 20, 2021	₱1M each on first 7 years; 193M on maturity date
I	December 20, 2022	₱1M each on first 8 years; 192M on maturity date
J	December 20, 2023	₱1M each on first 9 years; 191M on maturity date



Prior to maturity date, VECO may redeem in whole or in part the relevant outstanding notes on any interest payment date without premium or penalty. If it redeems the notes on a date other than an interest payment date, then a certain percentage of prepayment penalty on the principal amount to be prepaid shall be imposed.

LHC

On April 24, 2012, LHC entered into an omnibus agreement with Philippine National Bank and Banco De Oro to borrow US\$43.1 million with maturity on April 26, 2022 and payable in 20 semi-annual installments. Interest is repriced and paid semi-annually. Annual interest rate ranges from 2.250% to 4.8125% in 2020 and range from 3.9375% to 4.8125% in 2019.

Intangible asset arising from service concession arrangement with carrying value of ₱1.27 billion as of December 31, 2020, was used as collateral to secure LHC's long-term debt (see Note 12).

DLP

On December 20, 2013, DLP availed of a ₱1.50 billion loan from the NFA it signed on December 17, 2013 with LBP. The unsecured notes were issued in ten tranches of ₱150 million with interest payable semi-annually at annual fixed rates and principal amortized as follows:

Tranche	Maturity Date	Principal Repayment Amount
A, B	December 20, 2014 and 2015	₱150M balloon payment on maturity date
C	December 20, 2016	₱0.75M each on first 2 years; 148.5M on maturity date
D	December 20, 2017	₱0.75M each on first 3 years; 147.8M on maturity date
E	December 20, 2018	₱0.75M each on first 4 years; 147M on maturity date
F	December 20, 2019	₱0.75M each on first 5 years; 146.2M on maturity date
G	December 20, 2020	₱0.75M each on first 6 years; 145.5M on maturity date
H	December 20, 2021	₱0.75M each on first 7 years; 144.8M on maturity date
I	December 20, 2022	₱0.75M each on first 8 years; 144M on maturity date
J	December 20, 2023	₱0.75M each on first 9 years; 143.2M on maturity date

Prior to maturity date, DLP may redeem in whole or in part the relevant outstanding notes on any interest payment date without premium or penalty. If it redeems the notes on a date other than an interest payment date, then a certain percentage of prepayment penalty on the principal amount to be prepaid shall be imposed.

SEZ

On July 7, 2011, SEZ issued ₱565.0 million worth of fixed rate notes to Metropolitan Bank and Trust Company. Interest on the notes is subject to quarterly payment at 5% annual fixed interest rate. Principal is payable annually over 10 years at an equal amortization of ₱56.5 million.



CLP

On December 20, 2013, CLP availed of a ₱300 million loan from the NFA it signed on December 17, 2013 with LBP. The unsecured notes were issued in ten tranches of ₱30.0 million with interest payable semi-annually at annual fixed rates and principal amortized as follows:

Tranche	Maturity Date	Principal Repayment Amount
A, B	December 20, 2014 and 2015	₱150M balloon payment on maturity date
C	December 20, 2016	₱0.75M each on first 2 years; 148.5M on maturity date
D	December 20, 2017	₱0.75M each on first 3 years; 147.8M on maturity date
E	December 20, 2018	₱0.75M each on first 4 years; 147M on maturity date
F	December 20, 2019	₱0.75M each on first 5 years; 146.2M on maturity date
G	December 20, 2020	₱0.75M each on first 6 years; 145.5M on maturity date
H	December 20, 2021	₱0.75M each on first 7 years; 144.8M on maturity date
I	December 20, 2022	₱0.75M each on first 8 years; 144M on maturity date
J	December 20, 2023	₱0.75M each on first 9 years; 143.2M on maturity date

Prior to maturity date, CLP may redeem in whole or in part the relevant outstanding notes on any interest payment date without premium or penalty. If it redeems the notes on a date other than an interest payment date, then a certain percentage of prepayment penalty on the principal amount to be prepaid shall be imposed.

Long-term debt of Joint Operation (see Note 10)

This pertains to TPI's share of the outstanding project debt of its joint operation.

In May 2014, PEC entered into an omnibus agreement with various local banks for a loan facility in the aggregate principal amount of up to ₱33.31 billion with maturity period of 15 years.

The loan facility is subject to a semi-annual interest payment with annual fixed interest ranging from 5.50% - 8.31%. The loans may be voluntarily prepaid in full or in part commencing on and from the third year of the date of initial drawdown with a prepayment penalty.

The loans are secured by a mortgage of substantially all its assets with carrying amount of ₱36.40 billion as of December 31, 2020, and a pledge of the shares of stock held by the joint operators.

Loan covenants

The loan agreements on long-term debt of the Group provide for certain restrictions with respect to, among others, mergers or consolidations or other material changes in their ownership, corporate set-up or management, investment and guaranties, incurrence of additional debt, disposition of mortgage of assets, payment of dividends, and maintenance of financial ratios at certain levels.

These restrictions and requirements were complied with by the Group as of December 31, 2020 and 2019.



17. Customers' Deposits

	2020	2019
Lines and poles	₱1,187,053	₱1,149,552
Transformers	1,085,294	1,077,175
Bill and load	4,526,498	4,294,742
	₱6,798,845	₱6,521,469

Transformers and lines and poles deposits are obtained from certain customers principally as cash bond for their proper maintenance and care of the said facilities while under their exclusive use and responsibility.

Effective April 1, 2010, the Amended Distribution Services and Open Access Rules (Amended DSOAR), increased the refund rate from 25% to 75% of the gross distribution revenue generated from the extension lines and facilities until such amounts are fully refunded.

Bill deposit serves to guarantee payment of bills by a customer which is estimated to equal one month's consumption or bill of the customer.

Both the Magna Carta and Distribution Services and Open Access Rules (DSOAR) also provide that residential and non-residential customers, respectively, must pay a bill deposit to guarantee payment of bills equivalent to their estimated monthly billing. The amount of deposit shall be adjusted after one year to approximate the actual average monthly bills. A customer who has paid his electric bills on or before due date for three consecutive years, may apply for the full refund of the bill deposit, together with the accrued interests, prior to the termination of his service; otherwise, bill deposits and accrued interests shall be refunded within one month from termination of service, provided all bills have been paid.

In cases where the customer has previously received the refund of his bill deposit pursuant to Article 7 of the Magna Carta, and later defaults in the payment of his monthly bills, the customer shall be required to post another bill deposit with the distribution utility and lose his right to avail of the right to refund his bill deposit in the future until termination of service. Failure to pay the required bill deposit shall be a ground for disconnection of electric service.

Interest expense on customers' deposits amounted to ₱4.0 million in 2020, ₱4.4 million in 2019, ₱2.1 million in 2018 (see Note 32).

The Group classified customers' deposit under noncurrent liabilities due to the expected long-term nature of these deposits. The portion of customers' deposit to be refunded within the next 12 months amounted to ₱23.4 million and ₱19.4 million as of December 31, 2020 and 2019, respectively, and are presented as part of "Trade and other payables" (see Note 14).



18. Decommissioning Liability

Decommissioning Liability includes the estimated costs to decommission, abandon and perform surface rehabilitation on the steam field assets at the end of their useful lives, and the best estimate of the expenditure required to settle the obligation to decommission power plant at the end of its lease term (see Note 11).

	2020	2019
Balances at beginning of year	₱3,567,492	₱3,678,810
Change in accounting estimate (see Note 11)	1,158,166	(321,948)
Additions (see Note 11)	158,184	—
Accretion of decommissioning liability (see Note 32)	124,191	210,630
Balances at end of year	₱5,008,033	₱3,567,492

The actual dismantling and removal cost could vary substantially from the above estimate because of new regulatory requirements, changes in technology, increased cost of labor, materials, and equipment or actual time required to complete all dismantling and removal activities. Adjustment, if any, to the estimated amount will be recognized prospectively as they become known and reliably estimable.

19. Equity

a. Paid-in Capital (number of shares in disclosed figures)

	2020	2019
Capital Stock		
Authorized - ₱1 par value		
Common shares - 16,000,000,000 shares		
Preferred shares - 1,000,000,000 shares		
Issued		
Common shares - 7,358,604,307 shares	₱7,358,604	₱7,358,604
Additional Paid-in Capital	12,588,894	12,588,894
	₱19,947,498	₱19,947,498

On May 25, 2007, the Company listed with the PSE its 7,187,664,000 common shares with a par value of ₱1.00 to cover the initial public offering (IPO) of 1,787,664,000 common shares at an issue price of ₱5.80 per share. On March 17, 2008, the Company listed an additional 170,940,307 common shares, which it issued pursuant to a share swap agreement at the IPO price of ₱5.80 per share. The total proceeds from the issuance of new shares amounted to ₱10.37 billion. The Company incurred transaction costs incidental to the initial public offering amounting to ₱412.4 million, which is charged against "Additional paid-in capital" in the consolidated balance sheets.



As of December 31, 2020, 2019 and 2018, the Company has 598, 631 and 629 shareholders, respectively.

Preferred shares are non-voting, non-participating, non-convertible, redeemable, cumulative, and may be issued from time to time by the BOD in one or more series. The BOD is authorized to issue from time to time before issuance thereof, the number of shares in each series, and all the designations, relative rights, preferences, privileges and limitations of the shares of each series. Preferred shares redeemed by the Company may be reissued. Holders thereof are entitled to receive dividends payable out of the unrestricted retained earnings of the Company at a rate based on the offer price that is either fixed or floating from the date of the issuance to final redemption. In either case, the rate of dividend, whether fixed or floating, shall be referenced, or be a discount or premium, to market-determined benchmark as the BOD may determine at the time of issuance with due notice to the SEC.

In the event of any liquidation or dissolution or winding up of the Company, the holders of the preferred stock shall be entitled to be paid in full the offer price of their shares before any payment in liquidation is made upon the common stock.

There are no preferred shares issued and outstanding as of December 31, 2020 and 2019.

b. Retained Earnings

As of December 31, 2020 and 2019, the Company has an appropriated retained earnings amounting to ₱33.66 billion with regard to the development and construction of power plants. The BOD has approved the appropriation of ₱11.90 billion, ₱13.16 billion and ₱20.90 billion on March 7, 2019, November 24, 2016 and November 27, 2014, respectively. On March 7, 2019, the BOD also approved the reversal of ₱12.30 billion retained earnings appropriation that was set up in 2014.

On March 8, 2018, the BOD approved the declaration of regular cash dividends of ₱1.39 a share (₱10.23 billion) to all stockholders of record as of March 22, 2018. These dividends were paid on April 12, 2018.

On March 7, 2019, the BOD approved the declaration of regular cash dividends of ₱1.47 a share (₱10.82 billion) to all stockholders of record as of March 21, 2019. These dividends were paid on April 5, 2019.

On March 6, 2020, the BOD approved the declaration of regular cash dividends of ₱1.18 a share (₱8.68 billion) to all stockholders of record as of March 20, 2020. These dividends were paid on April 3, 2020.

On March 5, 2021, the BOD approved the reversal of a total of ₱13.60 billion appropriation of retained earnings.

To comply with the requirements of Section 43 of the Corporation Code, on March 5, 2021, the BOD approved the declaration of regular cash dividends of ₱0.85 a share (₱6.25 billion) to all stockholders of record as of March 19, 2021. The cash dividends are payable on March 31, 2021.



- c. The balance of retained earnings includes the accumulated equity in net earnings of subsidiaries, associates and joint arrangement amounting to ₱65.96 billion and ₱57.57 billion as of December 31, 2020 and 2019, respectively. Such amounts are not available for distribution until such time that the Company receives the dividends from the respective subsidiaries, associates and joint arrangement (see Note 9).

20. Sale of Power

Sale from Distribution of Power

1. The Uniform Rate Filing Requirements on the rate unbundling released by the Energy Regulatory Commission (ERC) on October 30, 2001, specified that the billing for sale and distribution of power and electricity will have the following components: Generation Charge, Transmission Charge, System Loss Charge, Distribution Charge, Supply Charge, Metering Charge, the Currency Exchange Rate Adjustment and Interclass and Lifeline Subsidies. National and local franchise taxes, the Power Act Reduction (for residential customers) and the Universal Charge are also separately indicated in the customer's billing statements.
2. Pursuant to Section 43(f) of Republic Act (R.A.) No. 9136, otherwise known as the Electric Power Industry Reform Act of 2001 (EPIRA), and Rule 15, section 5(a) of its Implementing Rules and Regulations (IRR), the ERC promulgated the Distribution Wheeling Rates Guidelines on December 10, 2004. These were subsequently updated and released on July 26, 2006 as the Rules for Setting Distribution Wheeling Rates (RDWR) for Privately Owned Utilities entering Performance Based Regulation (PBR).

Details of the PBR regulatory period and the date of implementation of the approved rates are as follows:

	CLP	DLP	VECO	SEZ
Current regulatory period	April 1, 2009 to March 31, 2013	July 1, 2010 to June 30, 2014	July 1, 2010 to June 30, 2014	October 1, 2011 to September 30, 2015
Date of implementation of approved distribution supply and metering	May 1, 2009	August 1, 2010	August 1, 2010	November 26, 2011

The reset process for the Third Regulatory Period to adjust the previously approved distribution supply and metering charges were deferred due to the changes on PBR rules.

Through ERC Resolution No. 25 Series of 2016 dated July 12, 2016, the ERC adopted the Resolution Modifying the RDWR. Based on this Resolution, the Fourth Regulatory Period shall be as follows:

- (i) CLP: April 1, 2017 to March 31, 2021
- (ii) DLP and VECO: July 1, 2018 to June 30, 2022
- (iii) SEZ: October 1, 2019 to September 30, 2023

The reset process for the Fourth Regulatory Period has not started for all private DUs as the above-mentioned ERC rules have not been published, which is a condition for their effectivity.

Total sale from distribution of power amounted to ₱41.87 billion, ₱46.12 billion, and ₱44.88 billion in 2020, 2019 and 2018, respectively.



Sale from Generation of Power and Retail Electricity

- a. Energy Trading through the Philippine Wholesale Electricity Spot Market (WESM)
Certain subsidiaries are trading participants and direct members under the generator sector of the WESM. These companies are allowed to access the WESM Market Management System through its Market Participant Interface (MPI). The MPI is the facility that allows the trading participants to submit and cancel bids and offers, and to view market results and reports. Under its price determination methodology as approved by the ERC, locational marginal price method is used in computing prices for energy bought and sold in the market on a per node, per hour basis. In the case of bilateral power supply contracts, however, the involved trading participants settle directly with their contracting parties.

Total sale of power to WESM amounted to ₱6.37 billion in 2020 and 2019 and ₱6.77 billion in 2018.

b. Power Supply Agreements

- i. *Power Supply Contracts assumed under Asset Purchase Agreement (APA) and IPP Administration Agreement*

Revenue recognition for customers under the power supply contracts assumed under the APA and IPP Administration Agreements are billed based on the contract price which is calculated based on the pricing structure approved by the ERC. Rates are calculated based on the time-of-use pricing schedule with corresponding adjustments using the GRAM and the ICERA.

- ii. *Power Purchase/Supply Agreement and Energy Supply Agreement (PPA/PSA and ESA)*
Certain subsidiaries have negotiated contracts with NPC, Private Distribution Utilities, Electric Cooperatives and Commercial and Industrial Consumers referred to as PPA/PSA or ESA. These contracts provide a tariff that allows these companies to charge for capacity fees, fixed operating fees and energy fees.

- iii. Feed-in-Tariff (FIT)

Certain subsidiaries were issued a FIT Certificate of Compliance from the ERC which entitles them to avail the FIT rate. These subsidiaries also signed agreements with the National Transmission Corporation (NTC), the FIT administrator. These agreements enumerate the rights and obligations under the FIT rules and FIT-All guidelines, in respect to the full payment of the actual energy generation of the generator, at a price equivalent to the applicable FIT rate, for the entire duration of its FIT eligibility period.

Total sale of power under power supply agreements amounted to ₱42.64 billion, ₱46.78 billion, and ₱54.24 billion in 2020, 2019, and 2018, respectively.

c. Retail Electricity Supply Agreements (see Note 39i)

Certain subsidiaries have negotiated contracts with contestable customers. These contracts provide supply and delivery of electricity where capacity fees, fixed operating fees and energy fees are at fixed price/kwh or time of use.

Total sale of power under retail electricity supply agreements amounted to ₱16.48 billion, ₱22.81 billion, and ₱24.22 billion in 2020, 2019 and 2018, respectively.



21. Purchased Power

Distribution

The Group's distribution utilities entered into contracts with NPC/PSALM and generation companies for the purchase of electricity, and into Transmission Service Agreements with NGCP for the transmission of electricity.

To avail of opportunities in the competitive electricity market, some of the Group's distribution utilities registered as direct participants of the WESM.

Total power purchases amounted to ₱19.98 billion, ₱21.81 billion, and ₱23.59 billion in 2020, 2019, 2018, respectively.

Generation

Purchased power takes place during periods when power generated from power plants are not sufficient to meet customers' required power as stated in the power supply contracts. Insufficient supply of generated energy results from the shutdowns due to scheduled maintenance or an emergency situation. The Group purchases power from WESM to ensure uninterrupted supply of power and meet the requirements in the power supply contracts.

The Group entered into Replacement Power Contracts with certain related parties (see Note 31). Under these contracts, the Group supplies power to counterparties when additional power is needed. Correspondingly, when faced with energy shortfalls, the Group purchases power from counterparties.

Total purchased power amounted to ₱7.71 billion, ₱7.60 billion, ₱4.87 billion in 2020, 2019 and 2018, respectively.

Retail Electricity Supply

AESI pays PSALM monthly generation payments using the formula specified in the IPP Administration Agreement. In October 2019, a compromise agreement with PSALM was effected, which includes the termination of supply and ₱125.0 million payment of AESI as termination fee.

The Group also purchases from WESM in order to supply its contestable customers.

Total purchased power amounted to ₱3.72 billion, ₱6.43 billion, ₱7.55 billion in 2020, 2019 and 2018, respectively.

22. Cost of Generated Power

	2020	2019	2018
Fuel costs (see Note 7)	₱19,650,746	₱29,394,773	₱29,423,013
Steam supply costs (see Note 35a)	2,974,611	5,008,607	5,227,807
Energy fees	565,676	694,696	646,317
Ancillary charges	225,916	360,095	355,260
Wheeling expenses	44,909	68,535	21,821
	₱23,461,858	₱35,526,706	₱35,674,218



23. General and Administrative

	2020	2019	2018
Personnel costs (see Note 25)	₱3,078,045	₱2,641,365	₱2,647,636
Taxes and licenses	1,270,078	1,680,928	1,496,779
Outside services (see Note 31)	1,110,416	1,031,326	1,132,345
Professional fees (see Note 31)	832,866	814,149	608,107
Provision for expected credit losses of trade receivables (see Note 6)	719,193	87,086	235,818
Repairs and maintenance	282,432	306,316	420,524
Corporate social responsibility (CSR) (see Note 39)	231,208	299,595	308,918
Insurance	215,833	205,998	209,590
Information technology and communication	189,720	181,746	108,332
Transportation and travel (see Note 31)	141,427	206,861	230,658
Rent (see Notes 31 and 34)	72,463	44,916	224,758
Advertisements	42,294	33,798	41,768
Training	36,292	156,027	70,080
Entertainment, amusement and recreation	34,143	40,916	39,689
Guard services	18,577	25,570	2,960
Market service and administrative fees	3,397	—	30,818
Freight and handling	3,130	4,264	2,343
Gasoline and oil	452	1,020	1,631
Supervision and regulatory fees	—	584	797
Others	381,407	392,901	374,961
	₱8,663,373	₱8,155,366	₱8,188,512

“Others” include host community-related expenses, provision for probable losses, claims conversion costs and utilities expenses.



24. Operations and Maintenance

	2020	2019	2018
Repairs and maintenance	₱2,208,522	₱2,076,988	₱1,659,288
Taxes and licenses	1,818,853	1,167,990	861,626
Personnel costs (see Note 25)	1,633,451	1,586,624	1,781,283
Outside services	1,479,641	1,276,255	974,425
Insurance	1,439,804	787,983	752,425
Materials and supplies (see Note 7)	287,717	275,814	201,903
Transportation and travel	73,479	104,858	37,444
Rent (see Note 34)	29,338	11,980	171,989
Fuel and lube oil (see Note 7)	18,111	77,880	84,806
	₱8,988,916	₱7,366,372	₱6,525,189

25. Personnel Costs

	2020	2019	2018
Salaries and wages	₱3,969,607	₱3,105,859	₱3,798,218
Employee benefits (see Note 26)	741,889	1,122,130	630,701
	₱4,711,496	₱4,227,989	₱4,428,919

26. Pension Benefit Plans

Under the existing regulatory framework, RA 7641, otherwise known as *The Retirement Pay Law*, requires a provision for retirement pay to qualified private sector employees in the absence of any retirement plan in the entity. It further states that the employees' retirement benefits under any collective bargaining and other agreements shall not be less than those provided under the law. The law does not require minimum funding of the plan.

The Company and its subsidiaries have funded, non-contributory, defined retirement benefit plans ("Plan") covering all regular and full-time employees and requiring contributions to be made to separately administered funds. The retirement benefit fund ("Fund") of each subsidiary is in the form of a trust being maintained and managed by AEV, under the supervision of the Board of Trustees (BOT) of the Plan. The BOT, whose members are also corporate officers, is responsible for the investment of the Fund assets. Taking into account the Plan's objectives, benefit obligations and risk capacity, the BOT periodically defines the investment strategy in the form of a long-term target structure.

The following tables summarize the components of net benefit expense recognized in the consolidated statements of income and the funded status and amounts recognized in the consolidated balance sheets for the respective plans.



Net benefit expense (recognized as part of personnel costs under operations and maintenance and general and administrative expenses):

	2020	2019	2018
Current service cost	₱194,202	₱179,269	₱189,906
Net interest cost	18,731	5,012	15,379
Past service cost	18,026	(1,975)	(9,564)
	₱230,959	₱182,306	₱195,721

Remeasurement effects to be recognized in other comprehensive income:

	2020	2019	2018
Actuarial gain (losses) due to:			
Changes in financial assumptions	(₱235,343)	(₱145,431)	₱61,493
Changes in demographic assumptions	99,079	31,693	34,416
Return on assets excluding amount included in net interest cost	(278,058)	(18,050)	(96,856)
Experience adjustments	(50,244)	(82,122)	15,705
	(₱464,566)	(₱213,910)	₱14,758

Net pension assets

	2020	2019
Fair value of plan assets	₱128,558	₱342,117
Present value of the defined benefit obligation	(78,148)	(273,908)
	₱50,410	₱68,209

Net pension liabilities

	2020	2019
Present value of the defined benefit obligation	₱2,550,134	₱2,138,190
Fair value of plan assets	(2,256,048)	(1,712,143)
	₱294,086	₱426,047



Changes in the present value of the defined benefit obligation are as follows:

	2020	2019
At January 1	₱2,412,098	₱2,177,176
Net benefit expense:		
Current service cost	194,202	179,269
Net interest cost	118,744	129,804
Past service cost	18,026	(1,975)
	330,972	307,098
Benefits paid from retirement fund	(204,157)	(271,204)
Benefits paid from operating funds	(95,233)	—
Foreign exchange translation differences	(2,028)	—
Transfers and others	122	3,168
Remeasurements in other comprehensive income:		
Actuarial losses (gains) due to:		
Experience adjustments	50,244	82,122
Changes in demographic assumptions	(99,079)	(31,693)
Changes in financial assumptions	235,343	145,431
	186,508	195,860
At December 31	₱2,628,282	₱2,412,098

Changes in the fair value of plan assets are as follows:

	2020	2019
At January 1	₱2,054,260	₱2,059,296
Contribution by employer	712,423	156,252
Interest income included in net interest cost	100,013	124,792
Fund transfer from affiliates	122	3,174
Foreign exchange translation differences	3	—
Return on assets excluding amount included in net interest cost	(278,058)	(18,050)
Benefits paid	(204,157)	(271,204)
At December 31	₱2,384,606	₱2,054,260



Changes in net pension liability recognized in the consolidated balance sheets are as follows:

	2020	2019
At January 1	₱357,838	₱117,880
Retirement expense during the year	230,959	182,306
Transfers and others	—	(6)
Benefits paid from operating funds	(95,233)	—
Contribution to retirement fund	(712,423)	(156,252)
Actuarial loss recognized during the year	464,566	213,910
Foreign exchange translation differences	(2,031)	—
At December 31	₱243,676	₱357,838

The fair value of plan assets by each class as at the end of the reporting period are as follows:

	2020	2019
Cash and fixed-income investments	₱—	₱473,840
Financial assets at FVOCI	1,096,076	715,814
Financial assets at amortized cost	1,116,973	394,522
Financial assets at FVTPL	58,342	—
Equity instruments:		
Financial Institution	28,268	31,551
Power	97,085	145,155
Holding	140,144	147,253
Others	(152,282)	146,125
	2,384,606	1,580,420
Fair value of plan assets	₱2,384,606	₱2,054,260

All equity instruments held have quoted prices in active market. The remaining plan assets do not have quoted market prices in active market.

The plan assets are diverse and do not have any concentration risk.

The BOT reviews the performance of the plans on a regular basis. It assesses whether the retirement plans will achieve investment returns which, together with contributions, will be sufficient to pay retirement benefits as they fall due. The Group also reviews the solvency position of the different member companies on an annual basis and estimates, through the actuary, the expected contribution to the Retirement plan in the subsequent year.

The principal assumptions used in determining pension benefit obligations for the Group's plans are shown below:

	2020	2019	2018
Discount rates	2.75%-4.87%	4.36%-6.0%	4.87%-8.18%
Salary increase rates	6.00%	6.00%	7.00%



The sensitivity analysis below has been determined based on reasonably possible changes of each significant assumption on the defined benefit obligation as of December 31, 2020, assuming if all other assumptions were held constant:

	Increase (decrease) in basis points	Effect on defined benefit obligation
Discount rates	100	(₱124,887)
	(100)	144,856
Future salary increases	100	148,583
	(100)	(130,835)

The Group's defined benefit pension plans are funded by the Company and its subsidiaries.

The Group expects to contribute ₱177.1 million to the defined benefit plans in 2021. The average durations of the defined benefit obligation as of December 31, 2020 and 2019 are 7.16 to 22.90 years and 7.0 to 22.02 years, respectively.

27. Other Income (Expense) - Net

	2020	2019	2018
Net foreign exchange gain (loss)	₱754,108	₱1,130,743	(₱2,055,085)
Surcharges	447,703	536,856	508,492
Non-utility operating income	142,013	170,640	142,363
Unrealized fair valuation gains on investment property	115,829	126,842	—
Rental income	31,586	67,854	42,290
Write off of project costs and other assets	—	(31,431)	(50,922)
Losses on disposal of property, plant and equipment	(88,227)	(304,631)	(292,799)
Reversal of impairment (losses) recovery on property, plant and equipment, goodwill and other assets	(7,240)	245,489	(847,619)
Others - net	3,532,791	1,541,025	1,260,969
	₱4,928,563	₱3,483,387	(₱1,292,311)

Included in "Net foreign exchange gain (loss)" are the net gains and losses relating to currency forward transactions (see Note 33).

Reversal of (impairment) losses on property, plant and equipment, goodwill and other assets includes:

- The income from the 2019 recovery of a certain Aseagas asset previously impaired in 2017 amounting to ₱245.5 million.



- This includes the ₱486.5 million net book value of the Bajada Power Plant which was fully impaired when it ceased operations in 2018 and the loss of ₱282.3 million from recognizing the recoverable amount of transmission assets which were classified as property held for sale.

"Others" include insurance claims from plant outages of TSI of ₱1.8 billion and liquidating damages from contractor due to the delay of the completion of TVI's power plant of ₱611.0 million in 2020, reversal of APRI and TLI's liability to PSALM pertaining to GRAM/ICERA collection of ₱924.0 million in 2019 and income arising from the proceeds from claims of liquidating damages from contractor due to the delay of the completion of PEC's power plant amounting to ₱340.7 million in 2018. "Others" also include non-recurring items like sale of scrap and sludge oil, and reversal of provisions.

28. Income Tax

The provision for income tax account consists of:

	2020	2019	2018
Current:			
Corporate income tax	₱4,622,913	₱3,460,636	₱3,713,410
Final tax	101,856	221,149	143,714
	4,724,769	3,681,785	3,857,124
Deferred	1,337,143	(466,287)	(931,501)
	₱6,061,912	₱3,215,498	₱2,925,623

A reconciliation between the statutory income tax rate and the Group's effective income tax rates follows:

	2020	2019	2018
Statutory income tax rate	30.00%	30.00%	30.00%
Tax effects of:			
Unrecognized deferred income tax	16.03%	3.53%	1.97%
Nondeductible interest expense	11.53%	6.43%	5.77%
Nondeductible depreciation expense	3.12%	1.42%	1.18%
Deductible lease payments	(23.85%)	(11.53%)	(9.57%)
Nontaxable equity in net earnings of associates	(3.84%)	(4.89%)	(4.61%)
Income under income tax holiday	(1.98%)	(7.41%)	(11.90%)
Interest income subjected to final tax at lower rates - net	(0.73%)	(1.57%)	(0.89%)
Others	(1.24%)	(2.23%)	(1.63%)
	29.04%	13.75%	10.32%



Deferred income taxes of the companies in the Group that are in deferred income tax assets and liabilities position consist of the following at December 31:

	2020	2019
Net deferred income tax assets:		
Allowances for impairment and probable losses	₱378,315	₱329,278
Net income from commissioning	1,483,220	1,536,161
Difference between the carrying amount of nonmonetary assets and related tax base	(724,052)	(1,299,507)
Unrealized foreign exchange loss (gain)	(383,227)	372,732
Net operating loss carryover (NOLCO)	197,296	1,298,227
Pension asset (liability):		
Unamortized contributions for past service	70,685	34,923
Recognized in other comprehensive income	47,182	20,662
Recognized in statements of income	29,319	25,609
Unamortized streetlight donations capitalized	—	(685)
Unamortized customs duties and taxes capitalized	(53,161)	(47,626)
Net provision for rehabilitation and restoration costs	624,875	427,114
Others	(131,432)	89,422
Net deferred income tax assets	₱1,539,020	₱2,786,310
Net deferred income tax liabilities:		
Unamortized franchise	₱744,193	₱771,532
Fair value adjustments of property, plant and equipment	135,615	137,740
Unrealized foreign exchange gains	24,739	2,749
Unamortized customs duties and taxes capitalized	5,348	5,618
Pension asset (liability):		
Recognized in other comprehensive income	(106,231)	147,884
Recognized in statements of income	76,320	(168,678)
Unamortized past service cost	(31,039)	(35,972)
Allowances for impairment and probable losses	(71,006)	(22,934)
Others	(32,725)	10,532
Net deferred income tax liabilities	₱745,214	₱848,471

In computing for deferred income tax assets and liabilities, the rates used were 30% and 10%, which are the rates expected to apply to taxable income in the years in which the deferred income tax assets and liabilities are expected to be recovered or settled and considering the tax rate for renewable energy (RE) developers as allowed by the Renewable Energy Act of 2008 (see Note 39j).



No deferred income tax assets were recognized on the Group's NOLCO and MCIT amounting to ₱18.5 billion and ₱61.5 million, respectively, as of December 31, 2020 and ₱7.8 billion and ₱67.7 million, respectively, as of December 31, 2019, since management expects that it will not generate sufficient taxable income and income tax payable in the future that will be available to allow all of the deferred income tax assets to be utilized.

There are no income tax consequences to the Group attaching to the payment of dividends to its shareholders.

29. Earnings Per Common Share

Earnings per common share amounts were computed as follows:

	2020	2019	2018
Net income attributable to equity			
a. holders of the parent	₱12,577,676	₱17,322,677	₱21,707,603
Weighted average number of common			
b. shares issued and outstanding	7,358,604,307	7,358,604,307	7,358,604,307
Earnings per common share (a/b)	₱1.71	₱2.35	₱2.95

There are no dilutive potential common shares for the years ended December 31, 2020, 2019 and 2018.

30. Operating Segment Information

Operating segments are components of the Group that engage in business activities from which they may earn revenues and incur expenses, whose operating results are regularly reviewed by the Group's CODM to make decisions about how resources are to be allocated to the segment and assess their performances, and for which discrete financial information is available.

For purposes of management reporting, the Group's operating businesses are organized and managed separately according to services provided, with each segment representing a strategic business segment. The Group's identified operating segments, which are consistent with the segments reported to the BOD, which is the Group's CODM, are as follows:

- "Power Generation" segment, which is engaged in the generation and supply of power to various customers under power supply contracts, ancillary service procurement agreements and for trading in WESM;
- "Power Distribution" segment, which is engaged in the distribution and sale of electricity to the end-users; and
- "Parent Company and Others", which includes the operations of the Company, retail electricity sales to various off takers that are considered to be eligible contestable customers (see Note 39i) and electricity related services of the Group such as installation of electrical equipment.



Set out below is the disaggregation of the Group's revenue from contracts with customers:

2020

	Power Generation	Power Distribution	Parent and Others	Total
Revenue from power supply contracts	₱42,639,028	—	—	₱42,639,028
Revenue from distribution services	—	41,872,331	—	41,872,331
Revenue from retail electricity sales	—	—	16,476,713	16,476,713
Revenue from non-power supply contracts	9,111,632	—	—	9,111,632
Revenue from technical and management services	—	—	276,945	276,945
	₱51,750,660	₱41,872,331	₱16,753,658	₱110,376,649

2019

	Power Generation	Power Distribution	Parent and Others	Total
Revenue from power supply contracts	₱46,783,955	₱—	₱—	₱46,783,955
Revenue from distribution services	—	46,120,403	—	46,120,403
Revenue from retail electricity sales	—	—	22,805,450	22,805,450
Revenue from non-power supply contracts	9,111,632	—	—	9,111,632
Revenue from technical and management services	—	—	813,717	813,717
	₱55,895,587	₱46,120,403	₱23,619,167	₱125,635,157

2018

	Power Generation	Power Distribution	Parent and Others	Total
Revenue from power supply contracts	₱54,237,387	₱—	₱—	₱54,237,387
Revenue from distribution services	—	44,880,546	—	44,880,546
Revenue from retail electricity sales	—	—	24,216,767	24,216,767
Revenue from non-power supply contracts	7,617,298	—	—	7,617,298
Revenue from technical and management services	—	—	620,086	620,086
	₱61,854,685	₱44,880,546	₱24,836,853	₱131,572,084

The revenue from contracts with customers is consistent with the revenue with external customers presented in Segment information.

The Group has only one geographical segment as all of its assets are located in the Philippines. The Group operates and derives principally all of its revenue from domestic operations. Thus, geographical business information is not required.

Management monitors the operating results of its segments separately for the purpose of making decisions about resource allocation and performance assessment. Segment revenue and segment expenses are measured in accordance with PFRS. The presentation and classification of segment revenue and segment expenses are consistent with the consolidated statements of income. Interest expense and financing charges, depreciation and amortization expense and income taxes are managed on a per segment basis.



The Group has inter-segment revenues in the form of management fees as well as inter-segment sales of electricity which are eliminated in consolidation. The transfers are accounted for at competitive market prices on an arm's-length transaction basis.

Segment assets do not include deferred income tax assets, pension asset and other noncurrent assets. Segment liabilities do not include deferred income tax liabilities, income tax payable and pension liability. Capital expenditures consist of additions of property, plant and equipment and intangible asset - service concession rights. Adjustments as shown below include items not presented as part of segment assets and liabilities.

Revenue is recognized to the extent that it is probable that economic benefits will flow to the Group, and that the revenue can be reliably measured. Sale of power to Manila Electric Company (MERALCO) accounted for 10%, 22%, and 22% of the power generation revenues of the Group in 2020, 2019, and 2018 respectively.

Financial information on the operations of the various business segments are summarized as follows:

2020

	Power Generation	Power Distribution	Parent Company/ Others	Eliminations and adjustments	Consolidated
REVENUE					
External	₱51,750,660	₱41,872,331	₱16,753,658	₱—	₱110,376,649
Inter-segment	22,896,433	1,118,499	1,031,354	(25,046,286)	—
Total Revenue	₱74,647,093	₱42,990,830	₱17,785,012	(₱25,046,286)	₱110,376,649
Segment Results	₱21,444,970	₱4,946,100	₱488,817	₱—	₱26,879,887
Unallocated corporate income - net	3,486,054	841,667	600,842	—	4,928,563
INCOME FROM OPERATIONS	24,931,024	5,787,767	1,089,659	—	31,808,450
Interest expense and other financing costs	(10,536,420)	(693,525)	(3,023,583)	—	(14,253,528)
Interest income	397,880	48,408	206,788	—	653,076
Share in net earnings of associates and joint ventures	2,454,530	198,142	15,066,479	(15,044,015)	2,675,136
Provision for income tax	(4,413,334)	(1,397,825)	(250,753)	—	(6,061,912)
NET INCOME	₱12,833,680	₱3,942,967	₱13,088,590	(₱15,044,015)	₱14,821,222
OTHER INFORMATION					
Investments	₱60,520,910	₱928,495	₱170,100,955	(₱169,742,086)	₱61,808,274
Capital Expenditures	₱2,821,303	₱2,628,493	₱20,706	₱—	₱5,470,502
Segment Assets	₱287,225,921	₱33,915,449	₱207,799,057	(₱131,015,309)	₱397,925,118
Segment Liabilities	₱173,334,124	₱27,599,412	₱75,498,129	(₱13,091,620)	₱263,340,045
Depreciation and Amortization	₱9,684,189	₱1,098,103	₱46,054	₱145,018	₱10,973,364



2019

	Power Generation	Power Distribution	Parent Company/ Others	Eliminations and Adjustments	Consolidated
REVENUE					
External	₱55,895,587	₱46,120,403	₱23,619,167	₱—	₱125,635,157
Inter-segment	28,483,698	1,327,759	2,911,436	(32,722,893)	—
Total Revenue	₱84,379,285	₱47,448,162	₱26,530,603	(₱32,722,893)	₱125,635,157
Segment Results	₱21,830,533	₱5,885,145	₱1,140,196	₱—	₱28,855,874
Unallocated corporate income - net	2,406,999	956,784	119,604	—	3,483,387
INCOME FROM OPERATIONS	24,237,532	6,841,929	1,259,800	—	32,339,261
Interest expense and other financing costs	(10,957,821)	(507,019)	(2,582,806)	—	(14,047,646)
Interest income	943,542	41,972	306,189	—	1,291,703
Share in net earnings of associates and joint ventures	3,648,999	164,080	19,003,726	(19,002,843)	3,813,962
Provision for income tax	(1,230,697)	(1,742,500)	(242,301)	—	(3,215,498)
NET INCOME	₱16,641,555	₱4,798,462	₱17,744,608	(₱19,002,843)	₱20,181,782
OTHER INFORMATION					
Investments	₱59,646,763	₱881,812	₱161,528,818	(₱161,201,414)	₱60,855,979
Capital Expenditures	₱6,237,592	₱3,319,554	₱31,393	₱—	₱9,588,539
Segment Assets	₱298,890,572	₱33,688,098	₱191,993,277	(₱114,102,590)	₱410,469,357
Segment Liabilities	₱190,812,375	₱27,267,433	₱71,179,680	(₱12,433,142)	₱276,826,346
Depreciation and Amortization	₱8,694,303	₱1,010,396	₱37,397	₱153,599	₱9,895,695

2018

	Power Generation	Power Distribution	Parent Company/ Others	Eliminations and Adjustments	Consolidated
REVENUE					
External	₱61,854,685	₱44,880,546	₱24,836,853	₱—	₱131,572,084
Inter-segment	23,725,675	1,518,792	3,041,129	(28,285,596)	—
Total Revenue	₱85,580,360	₱46,399,338	₱27,877,982	(₱28,285,596)	₱131,572,084
Segment Results	₱27,643,753	₱6,039,597	₱2,813,332	₱—	₱36,496,682
Unallocated corporate income - net	(1,611,364)	429,911	(110,858)	—	(1,292,311)
INCOME FROM OPERATIONS	26,032,389	6,469,508	2,702,474	—	35,204,371
Interest expense and other financing costs	(10,178,990)	(370,814)	(1,532,354)	—	(12,082,158)
Interest income	574,737	47,394	257,954	—	880,085
Share in net earnings of associates and joint ventures	4,152,912	168,307	22,444,396	(22,408,790)	4,356,825
Provision for income tax	(459,775)	(1,681,315)	(784,533)	—	(2,925,623)
NET INCOME	₱20,121,273	₱4,633,080	₱23,087,937	(₱22,408,790)	₱25,433,500
OTHER INFORMATION					
Investments	₱33,119,798	₱857,368	₱133,369,580	(₱133,035,182)	₱34,311,564
Capital Expenditures	₱5,973,352	₱2,642,276	₱15,155	₱—	₱8,630,783
Segment Assets	₱280,845,233	₱32,008,694	₱170,041,730	(₱93,233,481)	₱389,662,176
Segment Liabilities	₱185,274,861	₱25,093,441	₱55,420,889	(₱12,703,682)	₱253,085,509
Depreciation and Amortization	₱7,511,495	₱988,911	₱24,537	₱156,460	₱8,681,403



31. Related Party Disclosures

Parties are considered to be related if one party has the ability to control, directly or indirectly, the other party or exercise significant influence over the other party in making financial and operating decisions. Parties are also considered to be related if they are subject to common control or common significant influence. Related parties may be individuals or corporate entities.

The sales to and purchases from related parties are made on terms equivalent to those that prevail in arm's length transactions.

The Group enters into transactions with its parent, associates, joint ventures and other related parties, principally consisting of the following:

- a. The Company provides services to certain affiliates, associates and joint ventures such as technical and legal assistance for various projects and other services.
- b. Energy fees are billed by the Group to related parties and the Group also purchased power from associates and joint ventures, arising from the following:
 - PPA/PSA or ESA (Note 20)
 - Replacement power contracts (Note 21)
- c. AEV provides human resources, internal audit, legal, treasury and corporate finance services, among others, to the Group and shares with the member companies the business expertise of its highly qualified professionals. Transactions are priced based on agreed rates, and billed costs are always benchmarked to third party rates. Service level agreements are in place to ensure quality of service. This arrangement enables the Group to maximize efficiencies and realize cost synergies. These transactions result to professional and technical fees paid by the Group to AEV (see Note 23).
- d. Aviation services are rendered by AAI, an associate, to the Group.
- e. Lease of commercial office units by the Group from Cebu Praedia Development Corporation (CPDC) and Aboitizland, Inc. and subsidiaries. CPDC and Aboitizland, Inc. are subsidiaries of AEV.
- f. Aboitiz Construction, Inc. (ACI), a wholly owned subsidiary of ACO, rendered its services to the Group for various construction projects.
- g. LEZ entered into a Concession Agreement with Lima Land, Inc. (LLI) for which it is entitled to the exclusive right to distribute and supply electricity to LLI's locators.
- h. Interest-bearing advances from AEV and subsidiaries availed by the Group. The annual interest rates are determined on arm's length basis.
- i. Cash deposits with Union Bank of the Philippines (UBP) earn interest at prevailing market rates (see Note 5). UBP is an associate of AEV.



- j. The Company obtained Standby Letter of Credit (SBLC) and is acting as surety for the benefit of certain associates and joint ventures in connection with loans and credit accommodations. The Company provided SBLC for STEAG, CEDC, and SNAP B in the amount of ₱900.0 million in 2020, ₱958.3 million in 2019 and ₱1.02 billion in 2018.

The above transactions are settled in cash.

The consolidated balance sheets and consolidated statements of income include the following significant account balances resulting from the above transactions with related parties:

a. Revenue - Technical, management and other fees

	Revenue			Receivable		Terms	Conditions
	2020	2019	2018	2020	2019		
<i>AEV and subsidiaries</i>							
Apo Agua Infraestructura, Inc.	₱13,587	₱24,545	₱—	₱—	₱24,194	30-day; interest-free	Unsecured; noimpairment
Aboitiz InfraCapital, Inc.	777	1,055	—	—	281	30-day; interest-free	Unsecured; noimpairment
<i>Associates and joint ventures</i>							
SFELAPCO	108,838	106,760	132,623	—	57,440	30-day; interest-free	Unsecured; noimpairment
CEDC	88,445	74,074	71,880	5,861	24,615	30-day; interest-free	Unsecured; noimpairment
GNPD	39,884	41,768	42,360	3,112	3,441	30-day; interest-free	Unsecured; noimpairment
SNAP M	6,696	—	—	—	—	30-day; interest-free	Unsecured; noimpairment
SNAP B	6,696	—	—	—	—	30-day; interest-free	Unsecured; noimpairment
	₱264,923	₱248,202	₱246,863	₱8,973	₱109,971		

b. Revenue - Sale of power

	Revenue			Receivable		Terms	Conditions
	2020	2019	2018	2020	2019		
<i>AEV and subsidiaries</i>							
Pilmico Foods Corporation	₱140,741	₱203,398	₱166,121	₱10,637	₱19,850	30-day; interest-free	Unsecured; noimpairment
Lima Land, Inc.	22,488	9,842	47,947	4,242	2,709	30-day; interest-free	Unsecured; noimpairment
Lima Water Corporation	18,772	—	1,943	1,664	—	30-day; interest-free	Unsecured; noimpairment
Aboitizland, Inc. and subsidiaries	14,202	—	14,588	1,335	—	30-day; interest-free	Unsecured; noimpairment
Cebu Industrial Park Developer's, Inc.	2,640	2,540	2,640	—	156	30-day; interest-free	Unsecured; noimpairment

(Forward)



	Revenue			Receivable		Terms	Conditions
	2020	2019	2018	2020	2019		
<i>Associates and joint ventures</i>							
SFELAPCO	₱2,351,358	₱2,655,153	₱2,290,390	₱171,663	₱227,478	30-day; interest-free	Unsecured; no impairment
GNPD	1,882,942	37,212	—	150,872	—	30-day; interest-free	Unsecured; no impairment
MEC	764,862	312,055	—	128,612	44,017	30-day; interest-free	Unsecured; no impairment
SNAP M	7,355	22,802	9,193	—	—	30-day; interest-free	Unsecured; no impairment
SNAP RES	—	28,983	19,442	—	1	30-day; interest-free	Unsecured; no impairment
<i>Other related parties</i>							
Republic Cement & Building Materials, inc. (an associate of AEV)	1,509,512	1,295,957	1,341,456	33,028	52,320	30-day; interest-free	Unsecured; no impairment
Tsuneishi Heavy Industries Cebu, Inc. (a joint venture of ACO and Tsuneishi Group)	30,662	165,254	351,946	—	2	30-day; interest-free	Unsecured; no impairment
Aboitiz Construction International, inc.	—	—	11,218	—	—	30-day; interest-free	Unsecured; no impairment
	₱6,745,534	₱4,733,196	₱4,256,884	₱502,053	₱346,533		

c. Cost of purchased power

	Purchases			Payable		Terms	Condition
	2020	2019	2018	2020	2019		
<i>Associates and joint ventures</i>							
CEDC	₱3,955,490	₱3,619,999	₱4,195,052	₱330,478	₱339,494	30-day; interest-free	Unsecured
SNAP M	94,730	109,142	110,432	7,745	8,012	30-day; interest-free	Unsecured
SFELAPCO	30,002	—	14,287	—	—	30-day; interest-free	Unsecured
	₱4,080,222	₱3,729,141	₱4,320,771	₱338,223	₱347,506		



d. Expenses

	Nature	Purchases/Expenses			Payable		Terms	Condition
		2020	2019	2018	2020	2019		
<i>Ultimate Parent</i>								
ACO	Professional fees	₱1,415	₱1,663	₱9,105	₱723	₱1,309	30-day; interest-	Unsecured
<i>AEV and subsidiaries</i>								
AEV	Professional and Technical fees	526,488	591,310	487,770	6,228	91,168	30-day; interest-free	Unsecured
Lima Land, Inc.	Concession fees	77,365	78,516	67,044	815	5,378	30-day; interest-	Unsecured
AAI	Aviation Services	49,416	55,537	46,217	—	10,847	30-day; interest-	Unsecured
CPDC	Rental	35,927	34,862	26,939	—	—	30-day; interest-	Unsecured
AEV	Rental	411	2,213	—	—	—	30-day; interest-	Unsecured
Abaitizland, Inc. and subsidiaries	Rental	306	280	258	—	—	30-day; interest-free	Unsecured
CPDC	Professional and Technical fees	—	64	—	—	—		
		₱691,328	₱764,445	₱637,333	₱7,766	₱108,702		

e. Capitalized construction and rehabilitation costs

	Purchases			Payable		Terms	Condition
	2020	2019	2018	2020	2019		
<i>Other related party</i>							
ACI	₱271,383	₱458,564	₱399,105	₱2,137	₱212,358	30-day; interest-free	Unsecured

f. Temporary advances

	Interest Expense			Payable		Terms	Condition
	2020	2019	2018	2020	2019		
<i>Parent</i>							
AEV	₱301	₱17,919	₱22,390	₱26,413	₱607,620	Promissory note; interest-bearing	Unsecured



g. Cash deposits and placements with UBP

	Interest Income			Outstanding Balance		Terms	Condition
	2020	2019	2018	2020	2019		
TPI and subsidiaries	₱34,645	₱67,184	₱269,597	₱3,070,469	₱4,644,453	90 days or less; interest-bearing	No impairment
Company	38,983	106,743	67,982	5,820,099	22,806	90 days or less; interest-bearing	No impairment
ARI and subsidiaries	24,991	40,802	71,686	2,168,146	1,708,116	90 days or less; interest-bearing	No impairment
VECO	17,630	10,144	2,304	338,969	988,027	90 days or less; interest-bearing	No impairment
DLP	15,401	3,025	1,564	327,256	122,147	90 days or less; interest-bearing	No impairment
CPPC	5,365	11,710	5,234	355,354	607,526	90 days or less; interest-bearing	No impairment
AESI	4,569	15,026	9,556	1,200,315	856,115	90 days or less; interest-bearing	No impairment
AI	3,042	15,332	7,091	785,066	729,907	90 days or less; interest-bearing	No impairment
SEZ	1,305	262	176	79,167	4,044	90 days or less; interest-bearing	No impairment
EAUC	1,294	5,740	3,932	167,267	212,010	90 days or less; interest-bearing	No impairment
CLP	1,212	402	157	35,889	3,025	90 days or less; interest-bearing	No impairment
LEZ	1,049	41	2,635	44,185	27,872	90 days or less; interest-bearing	No impairment
PEI	811	888	121	69,666	175,572	90 days or less; interest-bearing	No impairment
MEZ	581	311	153	29,020	3,145	90 days or less; interest-bearing	No impairment
BEZ	575	205	156	14,514	2,515	90 days or less; interest-bearing	No impairment
MVEZ	416	35	—	56,026	32,290	90 days or less; interest-bearing	No impairment
CIPI	—	—	—	—	200	90 days or less; interest-bearing	No impairment
MHSCI	—	—	—	—	49	90 days or less; interest-bearing	No impairment
SACASUN	1	—	—	885	178	90 days or less; interest-bearing	No impairment
APInt	—	—	—	—	105	90 days or less; interest-bearing	No impairment
	₱151,870	₱277,850	₱442,344	₱14,562,293	₱10,140,102		

The Company's Fund is in the form of a trust being maintained and managed by AEV. In 2020 and 2019, other than contributions to the Fund, no transactions occurred between the Company or any of its direct subsidiaries and the Fund.



Compensation of BOD and key management personnel of the Group follows:

	2020	2019	2018
Short-term benefits	₱385,431	₱456,844	₱439,859
Post-employment benefits	18,392	30,616	25,998
	₱403,823	₱487,460	₱465,857

32. Financial Risk Management Objectives and Policies

The Group's principal financial instruments comprise cash and cash equivalents and long-term debts. The main purpose of these financial instruments is to raise finances for the Group's operations. The Group has various other financial instruments such as trade and other receivables, short-term loans, trade and other payables, lease liabilities, long-term obligation on power distribution system and customers' deposits, which generally arise directly from its operations.

The Group also enters into derivative transactions, particularly foreign currency forwards, to economically hedge its foreign currency risk from foreign currency denominated liabilities and purchases (see Note 33).

Risk Management Structure

The BOD is mainly responsible for the overall risk management approach and for the approval of risk strategies and principles of the Group.

Financial risk committee

The Financial Risk Committee has the overall responsibility for the development of risk strategies, principles, frameworks, policies and limits. It establishes a forum of discussion of the Group's approach to risk issues in order to make relevant decisions.

Treasury service group

The Treasury Service Group is responsible for the comprehensive monitoring, evaluating and analyzing of the Group's risks in line with the policies and limits.

The main risks arising from the Group's financial instruments are interest rate risk, credit risk, liquidity risk, commodity price risk and foreign exchange risk.

Liquidity risk

Liquidity risk is the risk of not meeting obligations as they become due because of the inability to liquidate assets or obtain adequate funding. The Group maintains sufficient cash and cash equivalents to finance its operations. Any excess cash is invested in short-term money market placements. These placements are maintained to meet maturing obligations and pay any dividend declarations.

In managing its long-term financial requirements, the Group's policy is that not more than 25% of long-term borrowings should mature in any twelve-month period. 10.9% and 6.92% of the Group's debt will mature in less than one year as of December 31, 2020 and 2019 respectively. For its short-term funding, the Group's policy is to ensure that there are sufficient working capital inflows to match repayments of short-term debt.



The financial assets that will be principally used to settle the financial liabilities presented in the following table are from cash and cash equivalents amounting to ₱38.7 billion and ₱37.4 billion as of December 31, 2020 and 2019, respectively, and trade and other receivables amounting to ₱23.5 billion and ₱23.9 billion as of December 31, 2020 and 2019, respectively. Cash and cash equivalents can be withdrawn anytime while trade and other receivables are expected to be collected/realized within one year.

The following tables summarize the maturity profile of the Group's financial liabilities as of December 31, 2019 and 2018 based on contractual undiscounted payments:

December 31, 2020

	Total carrying value	Contractual undiscounted principal payments				
		Total	On demand	<1 year	1 to 5 years	> 5 years
Short-term loans	₱11,743,413	₱11,776,805	₱—	₱11,776,805	₱—	₱—
Trade and other payables*	15,166,856	15,166,856	1,662,192	12,405,270	1,099,394	—
Long-term debts	177,321,332	211,079,856	—	23,266,403	122,135,563	65,677,890
Customers' deposits	6,798,845	6,798,845	—	171	400,461	6,398,213
Lease liabilities	39,262,977	53,155,319	—	10,548,371	37,462,775	5,144,173
Long-term obligation on PDS	183,436	320,000	—	40,000	200,000	80,000
Derivative liabilities	1,788,802	1,788,802	—	787,273	1,001,529	—
	₱252,265,661	₱300,086,483	₱1,662,192	₱58,824,293	₱162,299,722	₱77,300,276

*Includes the noncurrent portion of the PSALM deferred adjustment presented under other noncurrent liabilities in the consolidated balance sheet.

December 31, 2019

	Total Carrying Value	Contractual undiscounted payments				
		Total	On demand	<1 year	1 to 5 years	> 5 years
Short-term loans	₱10,335,420	₱10,547,767	₱—	₱10,547,767	₱—	₱—
Trade and other payables*	24,882,034	24,882,034	2,115,302	15,954,482	6,812,250	—
Long-term debts	177,971,622	243,705,445	—	17,883,835	129,204,381	96,617,229
Customers' deposits	6,521,469	6,521,469	—	25,199	184,625	6,311,645
Lease liabilities	44,789,644	63,070,543	—	9,117,883	44,872,854	9,079,806
Long-term obligation on PDS	199,350	360,000	—	40,000	200,000	120,000
Derivative liabilities	2,468,324	2,468,324	—	2,255,736	212,588	—
	₱267,167,863	₱351,555,582	₱2,115,302	₱55,824,902	₱181,486,698	₱112,128,680

*Includes the noncurrent portion of the PSALM deferred adjustment presented under other noncurrent liabilities in the consolidated balance sheet.

Market risk

The risk of loss, immediate or over time, due to adverse fluctuations in the price or market value of instruments, products, and transactions in the Group's overall portfolio (whether on or off-balance sheet) is market risk. These are influenced by foreign and domestic interest rates, foreign exchange rates and gross domestic product growth.



Interest rate risk

The Group's exposure to market risk for changes in interest rates relates primarily to its long-term debt obligations. To manage this risk, the Group determines the mix of its debt portfolio as a function of the level of current interest rates, the required tenor of the loan, and the general use of the proceeds of its various fund-raising activities. As of December 31, 2020, 16% of the Group's long-term debt had annual floating interest rates ranging from 2.25% to 7.41%, and 84% have annual fixed interest rates ranging from 3.13% to 9.00%. As of December 31, 2019, 16% of the Group's long-term debt had annual floating interest rates ranging from 3.09% to 4.81%, and 84% have annual fixed interest rates ranging from 4.05% to 9%.

The following tables set out the carrying amounts, by maturity, of the Group's financial instruments that are exposed to cash flow interest rate risk:

As of December 31, 2020

	<1 year	1-5 years	>5 years	Total
Floating rate - long-term debt	₱2,361,434	₱17,531,930	₱8,007,950	₱27,901,314

As of December 31, 2019

	<1 year	1-5 years	>5 years	Total
Floating rate - long-term debt	₱1,887,609	₱23,257,354	₱4,183,912	₱29,328,875

Interest on financial instruments classified as floating rate is repriced at intervals of less than one year. Interest on the other financial instruments of the Group that are not included in the above tables are either fixed-rate or non-interest bearing and are therefore not subject to interest rate risk. The Group's derivative assets and liabilities are subject to fair value interest rate risk (see Note 33).

The following table demonstrates the sensitivity to a reasonable possible change in interest rates, with all other variables held constant, of the Group's income before tax (through the impact on floating rate borrowings):

	Increase (decrease) in basis points	Effect on income before tax
December 2020	200	(₱279,013)
	(100)	139,507
December 2019	200	(₱586,577)
	(100)	293,289

There is no other impact on the Group's equity other than those already affecting the consolidated statements of income.



The interest expense and other finance charges recognized according to source are as follows:

	2020	2019	2018
Short-term loans and long-term debt (see Notes 15 and 16)	₱10,812,088	₱9,443,882	₱7,237,217
Lease liabilities (see Note 34)	3,255,808	4,350,043	4,659,794
Customers' deposits (see Note 17)	4,027	4,353	2,143
Other long-term obligations (see Notes 12 and 18)	181,605	249,368	183,004
	₱14,253,528	₱14,047,646	₱12,082,158

Commodity Price Risk

Commodity price risk of the Group arises from transactions on the world commodity markets to secure the supply of fuel, particularly coal, which is necessary for the generation of electricity.

The Group's objective is to minimize the impact of commodity price fluctuations and this exposure is hedged in accordance with the Group's commodity price risk management strategy.

Based on a 36-month forecast of the required coal supply, the Group hedges the purchase price of coal using commodity swap contracts. The commodity swap contracts do not result in physical delivery of coal, but are designated as cash flow hedges to offset the effect of price changes in coal.

Foreign exchange risk

The foreign exchange risk of the Group pertains significantly to its foreign currency denominated obligations. To manage its foreign exchange risk, stabilize cash flows and improve investment and cash flow planning, the Group enters into foreign currency forward contracts aimed at reducing and/or managing the adverse impact of changes in foreign exchange rates on financial performance and cash flows. Foreign currency denominated borrowings account for 29.32% and 32% of total consolidated borrowings as of December 31, 2020 and 2019, respectively.



Presented below are the Group's foreign currency denominated financial assets and liabilities translated to Philippine Peso:

	December 31, 2020		December 31, 2019	
	US Dollar	Philippine Peso equivalent ¹	US Dollar	Philippine Peso equivalent ²
Financial assets:				
Cash and cash equivalents	\$156,869	₱7,533,320	\$43,352	₱2,195,129
Trade and other receivables	4	192	18,725	948,140
Advances to associates	457	21,947	—	—
Total financial assets	157,330	7,555,459	62,077	3,143,269
Financial liabilities:				
Short-term loans	550	26,413	12,000	607,620
Trade and other payables	39,054	1,875,490	13,439	680,493
Long-term debt	300,000	14,406,900	300,000	15,190,500
Lease liabilities	394,341	18,937,438	443,002	22,431,406
Total financial liabilities	733,945	35,246,241	768,441	38,910,019
Total net financial liabilities	(\$576,615)	(₱27,690,782)	(\$706,364)	(₱35,766,750)

¹US\$1 = ₱48.02

²US\$1 = ₱50.64

The following table demonstrates the sensitivity to a reasonable possible change in the US dollar exchange rates, with all other variables held constant, of the Group's income before tax as of December 31:

	Increase (decrease) in US Dollar	Effect on income before tax
2020		
US Dollar denominated accounts	US Dollar strengthens by 5%	(₱1,384,539)
US Dollar denominated accounts	US Dollar weakens by 5%	1,384,539
2019		
US Dollar denominated accounts	US Dollar strengthens by 5%	(₱1,788,338)
US Dollar denominated accounts	US Dollar weakens by 5%	1,788,338

The increase in US Dollar rate represents the depreciation of the Philippine Peso while the decrease in US Dollar rate represents appreciation of the Philippine Peso.



The following table presents LHC's and GMCC's foreign currency denominated assets and liabilities:

	December 31, 2020		December 31, 2019	
	Philippine Peso	US Dollar Equivalent ¹	Philippine Peso	US Dollar Equivalent ²
Financial assets:				
Cash and cash equivalents	₱1,160,417	\$24,164	₱718,508	\$14,190
Trade and other receivables	773,437	16,106	461,052	9,105
Total financial assets	1,933,854	40,270	1,179,560	23,295
Financial liabilities:				
Trade and other payables	824,791	17,175	842,075	16,630
Net foreign currency denominated assets	₱1,109,063	\$23,095	₱337,485	\$6,665

¹US\$1 = ₱48.02

²US\$1 = ₱50.64

The following tables demonstrate the sensitivity to a reasonable possible change in the US dollar exchange rate in relation to Philippine peso, with all variables held constant, of the Group's income before tax as of December 31:

	Effect on income before tax
2020	
U.S. dollar appreciates against Philippine peso by 5.0%	(\$1,155)
U.S. dollar depreciates against Philippine peso by 5.0%	1,155
2019	
U.S. dollar appreciates against Philippine peso by 5.0%	(\$333)
U.S. dollar depreciates against Philippine peso by 5.0%	333

There is no other impact on the Group's equity other than those already affecting the consolidated statements of income.

Credit risk

For its cash investments (including restricted portion), financial assets at FVTPL and trade and other receivables, the Group's credit risk pertains to possible default by the counterparty, with a maximum exposure equal to the carrying amount of these investments. With respect to cash investments and financial assets at FVTPL, the risk is mitigated by the short-term and/or liquid nature of its cash investments mainly in bank deposits and placements, which are placed with financial institutions and entities of high credit standing. With respect to trade and other receivables, credit risk is controlled by the application of credit approval, limit and monitoring procedures. It is the Group's policy to only enter into transactions with credit-worthy parties to mitigate any significant concentration of credit risk. The Group ensures that sales are made to customers with appropriate credit history and it has internal mechanisms to monitor the granting of credit and management of credit exposures.



Concentration risk

Credit risk concentration of the Group's receivables according to the customer category is summarized in the following table:

	2020	2019
Power distribution:		
Industrial	₱4,005,713	₱5,554,969
Residential	1,922,998	1,825,217
Commercial	1,144,382	437,994
City street lighting	764,702	111,570
Power generation:		
Power supply contracts	8,066,769	8,982,962
Non-power supply contracts	1,821,815	1,481,760
	₱17,726,379	₱18,394,472

The above receivables were provided with allowance for ECL amounting to ₱2.28 billion in 2020 and ₱1.97 billion in 2019 (see Note 6).

Credit quality

The maximum exposure to credit risk of the Group's financial assets, including their related credit quality per class, is as follows:

December 31, 2020

	Neither past due nor impaired			Past due or individually impaired	Total
	High Grade	Standard	Sub-standard		
Cash and cash equivalents:					
Cash on hand and in banks	₱14,790,197	₱—	₱—	₱—	₱14,790,197
Short-term deposits	23,909,348	—	—	—	23,909,348
	38,699,545	—	—	—	38,699,545
Trade receivables:					
Power supply contracts	5,978,326	—	—	2,088,443	8,066,769
Non-power supply contracts	302,649	—	—	1,519,166	1,821,815
Industrial	3,235,760	—	—	769,953	4,005,713
Residential	667,936	—	—	1,255,062	1,922,998
Commercial	569,713	—	—	574,669	1,144,382
City street lighting	365,511	—	—	399,191	764,702
	11,119,895	—	—	6,606,484	17,726,379
Other receivables*	7,644,570	—	—	20,098	7,664,668
Financial assets at FVTPL	3,906	—	—	—	3,906
Restricted cash	5,324,213	—	—	—	5,324,213
Total	₱62,792,129	₱—	₱—	₱6,626,582	₱69,418,711

*Includes the noncurrent portion of the PSALM deferred adjustment presented under other noncurrent assets in the consolidated balance sheet.



December 31, 2019

	Neither past due nor impaired			Past due or individually impaired	Total
	High Grade	Standard	Sub-standard		
Cash and cash equivalents:					
Cash on hand and in banks	₱14,177,919	₱—	₱—	₱—	₱14,177,919
Short-term deposits	23,256,010	—	—	—	23,256,010
	37,433,929	—	—	—	37,433,929
Trade receivables:					
Power supply contracts	6,311,002	—	—	2,671,960	8,982,962
Non-power supply contracts	84,853	—	—	1,396,907	1,481,760
Industrial	5,274,393	—	—	280,576	5,554,969
Residential	1,346,631	—	—	478,586	1,825,217
Commercial	301,098	—	—	136,896	437,994
City street lighting	99,320	—	—	12,250	111,570
	13,417,297	—	—	4,977,175	18,394,472
Other receivables*	7,466,689	—	—	—	7,466,689
Financial assets at FVTPL	3,906	—	—	—	3,906
Restricted cash	9,121,747	—	—	—	9,121,747
Derivative assets	82,327	—	—	—	82,327
Total	₱67,525,895	₱—	₱—	₱4,977,175	₱72,503,070

*Includes the noncurrent portion of the PSA/M deferred adjustment presented under other noncurrent assets in the consolidated balance sheet.

	2020			
	Stage 1	Stage 2	Stage 3	Total
	12-month ECL	Lifetime ECL	Lifetime ECL	
High grade	₱51,672,233	₱11,119,896	₱—	₱62,792,129
Standard grade	—	—	—	—
Substandard grade	—	—	—	—
Default	—	4,350,209	2,276,373	6,626,582
Gross carrying amount	51,672,233	15,470,105	2,276,373	69,418,711
Loss allowance	—	—	2,276,373	2,276,373
Carrying amount	₱51,672,233	₱15,470,105	₱—	₱67,142,338

	2019			
	Stage 1	Stage 2	Stage 3	Total
	12-month ECL	Lifetime ECL	Lifetime ECL	
High grade	₱57,571,121	₱9,954,774	₱—	₱67,525,895
Standard grade	—	—	—	—
Substandard grade	—	—	—	—
Default	—	3,027,476	1,949,699	4,977,175
Gross carrying amount	57,571,121	12,982,250	1,949,699	72,503,070
Loss allowance	—	23,821	1,949,699	1,973,520
Carrying amount	₱57,571,121	₱12,958,429	₱—	₱70,529,550

High grade - pertain to receivables from customers with good favorable credit standing and have no history of default.



Standard grade - pertain to those customers with history of sliding beyond the credit terms but pay a week after being past due.

Sub-standard grade - pertain to those customers with payment habits that normally extend beyond the approved credit terms, and has high probability of being impaired.

Trade and other receivables that are individually determined to be impaired at the balance sheet date relate to debtors that are in significant financial difficulties and have defaulted on payments and accounts under dispute and legal proceedings.

The Group evaluated its cash and cash equivalents and restricted cash as high quality financial assets since these are placed in financial institutions of high credit standing.

With respect to other receivables, investments in equity securities and derivative assets, the Group evaluates the counterparty's external credit rating in establishing credit quality.

The tables below show the Group's aging analysis of financial assets:

December 31, 2020

	Total	Neither past due nor impaired	Past due but not impaired			Individually impaired
			Less than 30 days	31 days to 60 days	Over 60 days	
Cash and cash equivalents:						
Cash on hand and in banks	₱14,790,197	₱14,790,197	₱—	₱—	₱—	₱—
Short-term deposits	23,909,348	23,909,348	—	—	—	—
	38,699,545	38,699,545	—	—	—	—
Trade receivables:						
Power supply contracts	8,066,769	5,978,326	232,668	159,520	1,182,518	513,737
Non-power supply contracts	1,821,815	302,649	11,604	25,176	199,048	1,283,338
Industrial	4,005,713	3,235,760	339,146	78,585	243,461	108,761
Residential	1,922,998	667,936	551,843	181,743	246,802	274,674
Commercial	1,144,382	569,713	295,445	93,458	111,918	73,848
City street lighting	764,702	365,511	207,039	102,755	67,382	22,015
	17,726,379	11,119,895	1,637,745	641,237	2,051,129	2,276,373
Other receivables*	7,664,668	7,644,570	5,306	608	14,184	—
Financial assets at FVTPL	3,906	3,906	—	—	—	—
Restricted cash	5,324,213	5,324,213	—	—	—	—
Total	₱69,418,711	₱62,792,129	₱1,643,051	₱641,845	₱2,065,313	₱2,276,373

*Includes the noncurrent portion of the PSA/M deferred adjustment presented under other noncurrent assets in the consolidated balance sheet.



December 31, 2019

	Total	Neither past due nor impaired	Past due but not impaired			Individually impaired
			Less than 30 days	31 days to 60 days	Over 60 days	
Cash and cash equivalents:						
Cash on hand and in banks	₱14,177,919	₱14,177,919	₱—	₱—	₱—	₱—
Short-term deposits	23,256,010	23,256,010	—	—	—	—
	37,433,929	37,433,929	—	—	—	—
Trade receivables:						
Power supply contracts	8,982,962	6,311,002	208,094	222,758	1,663,488	577,625
Non-power supply contracts	1,481,760	84,853	9,339	1,405	126,148	1,260,015
Industrial	5,554,969	5,274,393	77,650	18,126	169,528	15,272
Residential	1,825,217	1,346,631	166,663	30,187	182,435	99,301
Commercial	437,994	301,098	39,269	5,628	71,720	20,279
City street lighting	111,570	99,320	8,801	1,931	490	1,028
	18,394,472	13,417,297	509,816	280,035	2,213,804	1,973,520
Other receivables*	10,929,212	10,929,212	—	—	—	—
Financial assets at FVTPL	3,906	3,906	—	—	—	—
Restricted cash	9,121,747	9,121,747	—	—	—	—
Derivative assets	82,327	82,327	—	—	—	—
Total	₱75,965,593	₱70,988,418	₱509,816	₱280,035	₱2,213,804	₱1,973,520

*Includes the noncurrent portion of the PSALM deferred adjustment presented under other noncurrent assets in the consolidated balance sheet.

Capital Management

Capital includes equity attributable to the equity holders of the parent. The primary objective of the Group's capital management is to ensure that it maintains a strong credit rating and healthy capital ratios in order to support its business and maximize shareholder value.

The Group manages its capital structure and makes adjustments to it, in light of changes in economic conditions. To maintain or adjust the capital structure, the Group may adjust the dividend payment to shareholders, return capital to shareholders or issue new shares.

The Group monitors capital using a gearing ratio, which is net debt divided by equity plus net debt. The Group's policy is to keep the gearing ratio at 70% or below. The Group determines net debt as the sum of interest-bearing short-term loans, long-term loans, and lease liabilities less cash and short-term deposits (including restricted cash).

Gearing ratios of the Group as of December 31, 2020 and 2019 are as follows:

	2020	2019
Short-term loans	₱11,743,413	₱10,335,420
Long-term debt	216,584,309	222,761,266
Cash and cash equivalents	(38,699,545)	(37,433,929)
Restricted cash	(5,324,213)	(9,121,747)
Net debt (a)	184,303,964	186,541,010
Equity	134,585,073	133,643,011
Equity and net debt (b)	318,889,037	320,184,021
Gearing ratio (a/b)	57.80%	58.26%



Part of the Group's capital management is to ensure that it meets financial covenants attached to long-term borrowings. Breaches in meeting the financial covenants would permit the banks to immediately call loans and borrowings. The Group is in compliance with the financial covenants attached to its long-term debt as of December 31, 2020 and 2019 (see Note 16).

Certain entities within the Group that are registered with the BOI are required to raise a minimum amount of capital in order to avail of their registration incentives. As of December 31, 2020 and 2019, these entities have complied with the requirement as applicable (see Note 36).

No changes were made in the objectives, policies or processes during the years ended December 31, 2020 and 2019.

33. Financial Instruments

Fair Value of Financial Instruments

Fair value is defined as the amount at which the financial instrument could be sold in a current transaction between knowledgeable willing parties in an arm's length transaction, other than in a forced liquidation or sale. Fair values are obtained from quoted market prices, discounted cash flow models and option pricing models, as appropriate.

A financial instrument is regarded as quoted in an active market if quoted prices are readily available from an exchange, dealer, broker, pricing services or regulatory agency and those prices represent actual and regularly occurring market transactions on an arm's length basis. For a financial instrument with an active market, the quoted market price is used as its fair value. On the other hand, if transactions are no longer regularly occurring even if prices might be available and the only observed transactions are forced transactions or distressed sales, then the market is considered inactive. For a financial instrument with no active market, its fair value is determined using a valuation technique (e.g. discounted cash flow approach) that incorporates all factors that market participants would consider in setting a price.

Set out below is a comparison by category of carrying amounts and fair values of the Group's financial instruments whose fair values are different from their carrying amounts.

	December 31, 2020		December 31, 2019	
	Carrying Amounts	Fair Values	Carrying Amounts	Fair Values
Financial Asset				
PSALM deferred adjustment	₱2,140,226	₱1,939,398	₱3,183,080	₱2,846,279
Financial Liabilities				
Lease liabilities	₱39,262,977	₱37,907,883	₱44,789,644	₱38,495,450
Long-term debt - fixed rate	149,420,018	164,336,417	148,642,748	152,786,437
PSALM deferred adjustment	2,140,226	1,939,398	3,183,080	2,846,279
Long-term obligation on power distribution system	183,436	162,164	199,350	320,194
	₱191,006,657	₱204,345,862	₱196,814,822	₱194,448,360



The following methods and assumptions are used to estimate the fair value of each class of financial instruments:

Cash and cash equivalents, trade and other receivables, short-term loans and trade and other payables. The carrying amounts of cash and cash equivalents, trade and other receivables, short-term loans and trade and other payables approximate fair value due to the relatively short-term maturity of these financial instruments.

Fixed-rate borrowings. The fair value of fixed rate interest-bearing loans is based on the discounted value of future cash flows using the applicable rates for similar types of loans. Interest-bearing loans were discounted using credit-adjusted interest rates ranging from 3.03% to 6.22% in 2020 and 3.47% to 6.52% in 2019.

Floating-rate borrowings. Since repricing of the variable-rate interest bearing loan is done on a quarterly basis, the carrying value approximates the fair value.

Lease liabilities. The fair value of lease liabilities was calculated by discounting future cash flows using discount rates of 1.38% to 2.44% for dollar payments and 1.38% to 3.56% for peso payments in 2020 and 3.10% to 4.13% for dollar payments and 6.68% to 7.04% for peso payments in 2019.

Long-term obligation on PDS and PSALM deferred adjustment. The fair value of the long-term obligations on power distribution system and PSALM deferred adjustment is calculated by discounting expected future cash flows at prevailing market rates. Discount rates used in discounting the obligation ranges from 3.15% to 4.45% in 2020 and 3.16% to 3.92% in 2019.

Customers' deposits. The fair value of bill deposits approximates the carrying values as these deposits earn interest at the prevailing market interest rate in accordance with regulatory guidelines. The timing and related amounts of future cash flows relating to transformer and lines and poles deposits cannot be reasonably and reliably estimated for purposes of establishing their fair values using an alternative valuation technique.

Financial assets at FVTPL. These equity securities are carried at fair value.

Derivative financial instruments. The fair value of forward contracts is calculated by reference to prevailing interest rate differential and spot exchange rate as of valuation date, taking into account its remaining term to maturity. The fair value of the embedded prepayment options is determined using Binomial Option Pricing Model which allows for the specification of points in time until option expiry date. This valuation incorporates inputs such as interest rates and volatility. The fair value of the IRS and interest rate cap are determined by generally accepted valuation techniques with reference to observable market data such as interest rates.

The Group entered into an IRS agreement to fully hedge its floating rate exposure on its foreign currency-denominated loan and par forward contracts to hedge the floating rate exposure on foreign-currency denominated payments.

The Group also entered into deliverable and non-deliverable short-term forward contracts with counterparty banks to manage its foreign currency risks associated with foreign currency-denominated liabilities, purchases and highly probable forecasted purchases.



The Group also entered into commodity swap contracts to hedge the price volatility of its forecasted coal purchases.

IRS

In August 2012, LHC entered into an IRS agreement effective October 31, 2012 to fully hedge its floating rate exposure on its US Dollar-denominated loan. Under the IRS agreement, LHC, on a semi-annual basis, pays a fixed rate of 1.505% per annum and receives variable interest at 6-month LIBOR plus margin. The interest payments and receipts are based on the outstanding USD notional amount simultaneous with the interest payments on the hedged loan. Similar with the hedged loan, the IRS has amortizing notional amounts which cover a period up to final maturity. LHC designated the swap as a cash flow hedge.

As of December 31, 2020, the outstanding notional amount and derivative liability as a result of the swap amounted to \$5.7 million and ₱2.8 million, respectively. As of December 31, 2019, the outstanding notional amount and derivative asset as a result of the swap amounted to \$11.2 million and ₱2.2 million, respectively.

On September 29, 2017, GMEC entered into an IRS agreement to hedge the variability in the interest cash flows on the entire amount of its LIBOR Loan (see Note 16), which bears interest based on six-month US LIBOR. Under the swap agreement, GMEC pays a fixed rate of 2.18% and receives six-month US LIBOR, semi-annually from March 29, 2018 until September 27, 2024. The IRS settlement dates coincide with the semi-annual interest payment dates of the NFA. GMEC designated the swap as a cash flow hedge.

As of December 31, 2020, the outstanding notional amount and derivative asset as a result of the swap amounted to US\$267.5 million and ₱252.3 million, respectively. As of December 31, 2019, the outstanding notional amount and derivative asset as a result of the swap amounted to US\$288.5 million and ₱272.2 million, respectively.

In September 2019, the Company entered into an interest rate swap agreement effective September 30, 2019 to hedge \$150 million of its floating rate exposure on its loan (see Note 16). Under the interest rate swap agreement, the Company, on a quarterly basis, pays a fixed rate of 1.449300% per annum and received variable interest at 3-month LIBOR, subject to a floor of 0%. The interest payments and receipts are based on the outstanding USD notional amount simultaneous with the interest payments on the hedged loan. Similar with the hedged loan, the interest rate swap has amortizing notional amounts which cover a period up to April 30, 2024. The GMEC designated the swap as a cash flow hedge.

As of December 31, 2020, the outstanding notional amount and fair value of the swap amounted to ₱9.6 billion and ₱389.4 million, respectively. As of December 31, 2019, the outstanding notional amount and fair value of the swap amounted to ₱7.6 billion and ₱80.1 million, respectively.

Foreign currency forward contracts

In 2020, the Company entered into foreign currency forward contracts, namely Principal-only Swap (POS) and Call Spread (CS), with counterparty banks to manage foreign currency risks associated with its US dollar denominated loan. The notional amount of the forward contract is \$25.0 million (₱1.21 billion) and \$10.0 million (₱480 million) for POS and CS, respectively. The Company designated both the forward contracts as a cash flow hedge.



TLI entered into forward contracts to hedge the foreign currency risk arising from forecasted US dollar denominated coal purchases. These forecasted transactions are highly probable, and they comprise about 20% of the TLI's total expected coal purchases. The forward contracts were designated as cash flow hedges.

On January 1, 2020, TLI re-designated its foreign currency forwards with notional amount of \$22.5 million and average forward rate of ₱48.00 as cash flow hedges of the monthly fees due to PSALM under its IPP Administration Agreement, the settlement of which is in USD. The cash flow hedges of PSALM fees were all matured as of December 31, 2020.

As of December 31, 2020 and 2019, the aggregate notional amount of the forward contracts is ₱5.25 billion and ₱13.09 billion, respectively.

In 2015, TVI entered into par forward contracts to hedge the foreign currency risk arising from the forecasted US Dollar denominated payments under the Engineering Procurement Construction (EPC) contract related to the construction of a power plant. As of December 31, 2019, the aggregate notional amount of the par forward contracts is \$16.8 million (₱0.9 billion). The contracts were fully settled in 2020.

Commodity swap contracts

In 2018, TLI entered into commodity swap contracts to hedge the price volatility of forecasted coal purchases. The commodity swaps do not result in physical delivery of coal, but are designated as cash flow hedges to offset the effect of price changes in coal. TLI hedges approximately 30% of its expected coal purchases considered to be highly probable. There is an economic relationship between the hedged items and the hedging instruments as the terms of the foreign currency forward and commodity swap contracts match the terms of the expected highly probable forecasted transactions.

There is an economic relationship between the hedged items and the hedging instruments as the terms of the foreign currency forward, IRS and commodity swap contracts match the terms of the expected highly probable foreign currency denominated forecasted purchases and floating rate loans. The Group has established a hedge ration of 1:1 for the hedging relationships as the underlying risk of the foreign currency forward, IRS and commodity swap contracts are identical to the hedged risk components. To test the hedge effectiveness, the Group uses the hypothetical derivative technique and compares the changes in the fair value of the hedging instruments against the changes in fair value of the hedged items attributable to the hedged risks.

The hedge ineffectiveness can arise from:

- Different reference prices linked to the hedged risk of the hedged items and hedging instruments
- Differences in the timing of the cash flows of the hedged items and the hedging instruments
- The counterparties' credit risk differently impacting the fair value movements of the hedging instruments and hedged items
- Changes to the forecasted amount of cash flows of hedged items and hedging instruments
- Non-zero fair value hedging instruments



The Group is holding the following hedging instruments designated as cash flow hedges:

December 31, 2020

	Maturity					Total
	Less than 3 months	3 to 6 months	6 to 12 months	1 to 2 years	More than 2 years	
IRS - Derivative Assets						
Notional amount (in PHP)	—	—	—	—	9,604,600	9,604,600
Average fixed interest rate (%)	—	—	—	—	1.45%-1.51%	
IRS - Derivative Liability						
Notional amount (in PHP)	517,352	105,651	579,349	1,084,455	10,848,156	13,134,963
Average fixed interest rate (%)	2.18%	2.18%	2.18%	2.18%	2.18%	
Foreign Currency Forward Contracts - Derivative Assets						
Notional amount (in PHP)	48,106	54,559	49,247	—	—	151,912
Average forward rate (in PHP)	48	48	49	—	—	
Foreign Currency Forward Contracts - Derivative Liability						
Notional amount (in PHP)	1,187,189	1,016,015	1,825,623	1,343,132	34,057	5,406,016
Average forward rate (in PHP)	54	53	53	53	51	
Principal Only Swap Currency Forward Contracts - Derivative Liability						
Notional amount (in PHP)	—	—	—	—	1,214,775	1,214,775
Call Spread Foreign Currency Forward Contracts - Derivative Liability						
Notional amount (in PHP)	—	—	—	—	480,360	480,360
Commodity swaps - Derivative Asset						
Notional amount (in metric)	105,000	72,000	140,000	52,000	—	369,000
Notional amount (in PHP)	363,956	243,215	477,051	177,783	—	1,262,005
Average hedged rate (in PHP per metric tonne)	3,466	3,466	3,408	3,419	—	
Commodity swaps - Derivative Liability						
Notional amount (in metric tonnes)	177,000	174,000	291,000	260,000	8,000	910,000
Notional amount (in PHP)	748,246	725,808	1,211,904	1,040,778	31,782	3,758,518
Average hedged rate (in PHP per metric tonne)	4,227	4,171	4,165	4,411	3,973	



December 31, 2019

	Maturity					Total
	Less than 3 months	3 to 6 months	6 to 12 months	1 to 2 years	More than 2 years	
IRS - Derivative Assets						
Notional amount (in PHP)	—	111,397	167,096	278,493	7,602,845	8,159,831
Average fixed interest rate (%)	1.45%-1.51%	1.45%-1.51%	1.45%-1.51%	1.45%-1.51%	1.45%-1.51%	
IRS - Derivative Liability						
Notional amount (in PHP)	505,084	—	319,001	744,335	11,973,912	13,542,332
Average fixed interest rate (%)	2.18%	2.18%	2.18%	2.18%	2.18%	
Foreign Currency Forward Contracts - Derivative Assets						
Notional amount (in PHP)	35,448	—	—	—	—	35,448
Average forward rate (in PHP)	51	—	—	—	—	
Foreign Currency Forward Contracts - Derivative Liability						
Notional amount (in PHP)	2,549,299	2,459,085	4,447,858	2,809,170	861,922	13,127,334
Average forward rate (in PHP)	53	53	53	55	54	
Commodity swaps - Derivative Liability						
Notional amount (in metric tonnes)	361,500	328,500	447,500	551,500	269,000	2,058,000
Notional amount (in PHP)	1,659,132	1,494,677	2,008,052	2,873,693	1,147,704	9,183,258
Average hedged rate (in PHP per metric tonne)	4,590	4,550	4,487	4,411	4,267	

The impact of the hedged items and hedging instruments in the consolidated balance sheets, consolidated statements of income and consolidated statement of comprehensive income is as follows:

	As at 31 December 2020			
	Carrying amount	Change in fair value used for measuring ineffectiveness	Total hedging gain (loss) recognized in OCI	Ineffectiveness recognized in other comprehensive income (charges)
IRS				
Derivative asset	₱—	₱—	₱—	₱—
Derivative liability	(1,193,701)	(₱389,377)	(956,447)	—
Forward exchange currency forwards				
Derivative asset	735	735	735	—
Derivative liability	(461,531)	(461,531)	(461,531)	—
Principal only swap foreign currency forwards				
Derivative liability	(39,350)	(39,350)	(39,350)	—
Call spread currency foreign currency forwards				
Derivative liability	(771)	(771)	(771)	—
Commodity swaps				
Derivative asset	164,361	161,703	161,703	2,658
Derivative liability	(258,545)	(251,251)	(251,251)	(7,294)



As at 31 December 2019				
	Carrying amount	Change in fair value used for measuring ineffectiveness	Total hedging gain (loss) recognized in OCI	Ineffectiveness recognized in other comprehensive income (charges)
IRS				
Derivative asset	₱82,328	₱80,134	₱63,429	₱—
Derivative liability	(256,858)	—	(515,811)	—
Forward exchange currency forwards				
Derivative asset	13	13	13	—
Derivative liability	(521,528)	(521,528)	(405,516)	—
Commodity swaps				
Derivative asset	—	—	(195,428)	—
Derivative liability	(1,689,952)	(1,689,952)	(1,461,259)	(8,430)

The Group has not bifurcated any embedded derivatives as of December 31, 2020 and 2019.

The movements in fair value changes of all derivative instruments for the year ended December 31, 2020 and 2019 are as follows:

	2020	2019
Balances at beginning of year	(₱2,385,9976)	₱132,902
Net changes in fair value of derivatives designated as cash flow hedges	1,107,316	(2,515,732)
Net changes in fair value of derivatives not designated as accounting hedges	(4,848)	(3,889)
Fair value of settled instruments	(505,273)	722
Balances at end of year	(₱1,788,802)	(₱2,385,997)

The net gains and losses from the net fair value changes of derivatives not designated as accounting hedges are included under “Net foreign exchange gain (losses)” in Note 28.

The changes in the fair value of derivatives designated as cash flow hedges were deferred in equity under “Cumulative translation adjustments.”

The implementation of community quarantine by the Philippine government and the decline in prices of coal amid COVID-19 pandemic led to reduction in the coal requirements of the TLI in 2020. Due to this, TLI discontinued its cash flow hedge accounting on some derivatives where it assessed that the hedged items were no longer expected to occur and reclassified ₱103.08 million and ₱614.99 million of foreign currency forward and commodity swap contracts, respectively, from equity into the consolidated statement of income.



The net movement of changes to cumulative translation adjustment is as follows:

	2020	2019
Balance at beginning of year (net of tax)	(P2,257,289)	P261,378
Changes in fair value recorded in equity	(1,482,795)	(2,495,146)
	(3,740,084)	(2,233,768)
Changes in fair value transferred to profit or loss	2,245,088	(8,218)
Balance at end of year before deferred tax effect	(1,494,996)	(2,241,986)
Deferred tax income effect	2,166	(15,303)
Balance at end of year (net of tax)	(P1,492,830)	(P2,257,289)

Fair Value Hierarchy

The Group uses the following hierarchy for determining and disclosing the fair value of financial instruments by valuation technique:

- Level 1: quoted (unadjusted) prices in active markets for identical assets or liabilities;
- Level 2: other techniques for which all inputs which have a significant effect on the recorded fair value are observable, either directly or indirectly; and
- Level 3: techniques which use inputs which have a significant effect on the recorded fair value that are not based on observable market data.

As of December 31, 2020 and 2019, the Group held the following financial instruments that are measured and carried or disclosed at fair value:

December 31, 2020

	Total	Level 1	Level 2	Level 3
Carried at fair value:				
Derivative liabilities	P1,788,802	P—	P1,788,802	P—
Disclosed at fair value:				
Lease liabilities	37,907,883	—	—	37,907,883
Long-term debt - fixed rate	164,336,417	—	—	164,336,417
Long-term obligation on PDS	183,436	—	—	183,436
PSALM deferred adjustment	2,142,255	—	—	2,142,255



December 31, 2019

	Total	Level 1	Level 2	Level 3
Carried at fair value:				
Derivative assets	₱110,576	₱—	₱110,576	₱—
Derivative liabilities	2,468,324	—	2,468,324	—
Disclosed at fair value:				
Lease liabilities	38,495,450	—	—	38,495,450
Long-term debt - fixed rate	152,786,437	—	—	152,786,437
Long-term obligation on PDS	320,194	—	—	320,194
PSALM deferred adjustment	7,855,111	—	—	7,855,111

The fair values of the Group's investment properties were determined as follows:

- In valuing the land, the Group used the Sales Comparison Approach. This is a comparative approach to value that considers the sales of similar or substitute properties and related market data and establishes a value estimate by processes involving comparison.
- The appraiser gathers data on actual sales and/or listings, offers, and renewal options, and identifies the similarities and differences in the data, ranks the data according to their relevance, adjusts the sales prices of the comparable to account for the dissimilarities with the unit being appraised, and forms a conclusion as to the most reasonable and probable market value of the subject property.

The elements of comparison include location, physical characteristics, available utilities, zoning, and highest and best use. The most variable elements of comparison are the site's physical characteristics, which include its size and shape, frontage, topography and location.

Fair value investment properties are estimated under Level 3 inputs.

During the years ended December 31, 2020 and 2019, there were no transfers between level 1 and level 2 fair value measurements and transfers into and out of level 3 fair value measurement.

34. Lease Agreements

TLI

In 2009, TLI was appointed by PSALM as Administrator under the IPP Administration Agreement, giving TLI the right to receive, manage and control the capacity of the power plant for its own account and at its own cost and risk; and the right to receive the transfer of the power plant at the end of the IPP Administration Agreement for no consideration.

In view of the nature of the IPP Administration Agreement, the arrangement has been considered as a lease. Accordingly, TLI recognized the capitalized asset and related liability of ₱44.79 billion (equivalent to the present value of the minimum lease payments using TLI's incremental borrowing rates of 10% and 12% for dollar and peso payments, respectively) in the consolidated financial statements as "Power plant" and "Lease liabilities" accounts, respectively.



APRI

On May 25, 2009, APRI entered into a lease agreement with PSALM for a parcel of land owned by the latter on which a portion of the assets purchased under the APA is situated. The lease term is for a period of 25 years commencing from the Closing Date as defined in the APA which falls on May 25, 2009. The rental fees for the whole term of 25 years amounting to ₱492.0 million were paid in full after the receipt by APRI of the Certificate of Effectivity on the lease (see Notes 8 and 13).

GMEC

In August 2007, a 25-year lease agreement with Authority of the Freeport Area of Bataan for land at Bataan Economic Zone, used as an access road and right of way for electric power transmission lines.

In January 2010, a 50-year land lease agreement with PMR Group Retirement Plan, Inc. (PGRPI), used for its power plant facilities. GMEC, upon mutual agreement of PGRPI, has the right and option to extend the lease for a period of twenty-five years. In August 2016, GMEC entered into another lease agreement with PGRPI for land to be used for staff house.

HI, HTI and HSI

HI, HTI and HSI entered into contracts with various lot owners for lease of land where their power plants are located. Terms of contract are for a period of 1 to 50 years renewable upon mutual agreement by the parties.

Sacasun

Sacasun entered into a contract for lease of land where the power plant is located. The contract pertains to rent for 25 years renewable upon mutual agreement by the parties.

Therma Mobile

On April 26, 2014, a 10-year lease for portions of the breakwater area of the Navotas Fishport Complex (NFPC), including the mooring facility, marine and land transmission lines.

EAUC

Lease agreement with PEZA for a piece of land located inside Mactan Economic Zone for its power plant facilities for a period of 25 years.

TPVI

TPVI entered into a contract for lease of land where the power plant is located. The contract pertains to rent for 25 years renewable upon mutual agreement by the parties.



Lease Disclosure in Accordance with PFRS 16 (applicable beginning January 1, 2019)

Set out below, are the carrying amounts of the Group's right-of-use assets and lease liabilities and the movements during the year ended:

2020

	Right-of-use assets					Lease Liability
	Land	Building	Power Plant	Equipment and Others	Total	
Balances at beginning of year	₱2,730,076	₱230,234	₱33,575,200	₱117,602	₱36,653,112	₱44,789,644
Additions	122,456	19,121	—	10,914	152,491	152,491
Amortization expense	(180,225)	(24,950)	(1,105,125)	(8,759)	(1,319,059)	—
Interest expense	—	—	—	—	—	3,383,777
Payments	—	—	—	—	—	(7,632,923)
Others	150,035	(152,767)	34,489	(37,663)	(5,906)	(1,430,012)
Balances at end of year	₱2,822,342	₱71,638	₱32,504,564	₱82,094	₱35,480,638	₱39,262,977

2019

	Right-of-use assets					Lease Liability
	Land	Building	Power Plant	Equipment and Others	Total	
Balances at beginning of year	₱2,804,819	₱249,400	₱34,669,713	₱116,437	₱37,840,369	₱49,190,986
Additions	24,249	—	—	—	24,249	—
Amortization expense	(98,992)	(19,166)	(1,094,513)	(10,402)	(1,223,073)	—
Interest expense	—	—	—	—	—	4,350,043
Payments	—	—	—	—	—	(7,424,990)
Others	—	—	—	11,567	11,567	(1,326,395)
Balances at end of year	₱2,730,076	₱230,234	₱33,575,200	₱117,602	₱36,653,112	₱44,789,644

The carrying amount of the Group's right-of-use assets as of December 31, 2020 and 2019 is presented as part of "Property, plant and equipment".

The Group also has certain leases of equipment, meeting rooms and event sites with lease terms of 12 months or less. The Group applies the 'short-term lease' recognition exemption of these leases.



Set out below are the amounts recognized in the consolidated statements of income for the year ended December 31:

	2020	2019
Amortization expense of right-of-use assets	₱1,319,059	₱1,223,073
Interest expense on lease liabilities	3,255,808	4,350,043
Rent expense - short-term leases	123,329	56,896
	₱4,698,196	₱5,630,012

35. Agreements

Pagbilao IPP Administration Agreement

TLI and PSALM executed the IPP Administration Agreement wherein PSALM appointed TLI to manage the 700MW contracted capacity (the "Capacity") of NPC in the coal-fired power plant in Pagbilao, Quezon.

The IPP Administration Agreement includes the following obligations TLI would have to perform until the transfer date of the power plant (or the earlier termination of the IPP Administration Agreement):

- a. Supply and deliver all fuel for the power plant in accordance with the specifications of the original Energy Conservation Agreement (ECA); and
- b. Pay to PSALM the monthly payments (based on the bid) and energy fees (equivalent to the amount paid by NPC to the IPP).

TLI has the following rights, among others, under the IPP Administration Agreement:

- a. The right to receive, manage and control the Capacity of the power plant for its own account and at its own cost and risk;
- b. The right to trade, sell or otherwise deal with the Capacity (whether pursuant to the spot market, bilateral contracts with third parties or otherwise) and contract for or offer related ancillary services, in all cases for its own account and its own risk and cost. Such rights shall carry the rights to receive revenues arising from such activities without obligation to account therefore to PSALM or any third party;
- c. The right to receive the transfer of the power plant at the end of the IPP Administration Agreement (which is technically the end of the ECA) for no consideration; and
- d. The right to receive an assignment of NPC's interest to existing short-term bilateral Power Supply Contract from the effective date of the IPP Administration Agreement the last of which were scheduled to end in November 2011.



Agreements with Contractors and Suppliers

- a. APRI total steam supply cost reported as part of “Cost of generated power” amounted to ₱2.97 billion in 2020, ₱5.01 billion in 2019, and ₱5.23 billion in 2018 (see Note 22).

On May 26, 2013, APRI’s steam supply contract with Chevron Geothermal Philippines Holdings, Inc. (CGPHI) shifted to a GRSC. The change is due to an existing provision under the government’s existing contract with CGPHI when the Tiwi-Makban facilities were bidded out under the former’s privatization program. Under the GRSC, the effective steam price of APRI payable to PGPC will be a premium to coal.

To ensure that APRI will continue to remain competitive in the market, a two-month interim agreement supplementing the GRSC was implemented on August 14, 2013 and extended until August 25, 2018. On August 24, 2018, a new contract was signed by APRI and Philippine Geothermal Production Company, Inc. which aims to ensure long-term operations of both parties. The Geothermal Resources Supply and Services Agreement took effect August 26, 2018 and shall continue in effect until October 22, 2034, unless earlier terminated or extended by mutual agreement of the Parties.

- b. Construction of civil and electromechanical works, procurement and installation of solar panels and project management related to the construction of the San Carlos Solar Plant. Total payments made for the commitments amounted to \$1.3 million (₱64.3 million) and \$5.7 million (₱294.5 million) as of December 31, 2020 and 2019.
- c. TLI enters into short-term coal supply agreements. Outstanding coal supply agreements as of December 31, 2020 have aggregate supply amounts of 1,840,000 MT (equivalent dollar value is estimated to be at \$131 million), which are due for delivery from January 2021 to December 2022. Outstanding coal supply agreements as of December 31, 2019 have aggregate supply amounts of 560,000 MT (equivalent dollar value is estimated to be at \$29 million), which are due for delivery from January 2020 to April 2020. Terms of payment are by letter of credit where payment is due at sight against presentation of documents, and by telegraphic transfer where payment is due within 7 days from receipt of original invoice.
- d. GMEC has a current Coal Supply Agreement (CSA) with Avra Commodities Pte. Ltd. (Avra) and Arutmin dated December 20, 2019 and December 23, 2019, respectively, for coal deliveries commencing on January 1, 2020. Avra shall annually deliver between a minimum of 500,000 metric tonnes to a maximum of 1,200,000 metric tonnes of coal until CSA expires on December 31, 2024, while Arutmin shall annually deliver 1,650,000 metric tonnes of coal with an additional quantity of 160,000 metric tonnes at GMEC’s option until the CSA expires on December 31, 2029.

In addition, GMEC entered into a CSA with PT. Bayan Resources TBK (Bayan) on April 8, 2020. Bayan shall annually deliver between a minimum of 500,000 metric tonnes to a maximum of 1,000,000 metric tonnes until the CSA expires on April 30, 2030.



- e. PEC enters into EPC contracts with suppliers relating to the construction of the 400MW coal fired power plant. Total EPC contract price for the complete performance of these contracts amount to US\$398.0 million and ₱7.00 billion. As of December 31, 2020 and 2019, the joint operation has a retention payable amounting to ₱287.2 million and ₱305.1 million, respectively, which is presented as part of "Trade and other payables" in the consolidated balance sheets.

36. Registration with the Board of Investments (BOI)

Certain power generation subsidiaries in the Group have been registered with the BOI. The following are the incentives granted by the BOI:

- a. ITH for a period of four (4) to seven (7) years, as follows:

Subsidiary/Joint operation	BOI Approval Date	Start of ITH Period	ITH Period
		Start of commercial operations	
APRI	July 25, 2016	operations	7 years
GMEC	January 29, 2010	July 1, 2013	6 years
TSI	July 15, 2011	February 1, 2016	¹ 4 years
TVI	August 28, 2012	January 1, 2017	¹ 4 years
Hedcor Tudaya	January 31, 2013	August 1, 2014	¹ 7 years
Hedcor, Inc. ³	February 20, 2013	February 1, 2013	7 years
Hedcor Sibulan ²	April 23, 2013	September 1, 2014	¹ 7 years
Hedcor Sabangan	October 23, 2013	February 1, 2015	¹ 7 years
Hedcor Bukidnon ⁴	January 7, 2015	July 2, 2018	7 years
PEC	June 26, 2014	March 7, 2018	6 years
		Start of commercial operations	
Sacasun	October 26, 2015	operations	7 years

¹ Or actual start of commercial operations, whichever is earlier.

² For Tudaya-1 hydroelectric plant.

³ For Irisan-1 hydroelectric plant.

⁴ For Manolo-1 hydroelectric plant.

The ITH shall be limited only to sales/revenue generated from the sales of electricity of the power plant and revenues generated from the sales of carbon emission reduction credits.

- b. For the first five (5) years from date of registration, the registrant shall be allowed an additional deduction from taxable income of fifty percent (50) of the wages corresponding to the increment in the number of direct labor for skilled and unskilled workers in the year of availment as against the previous year if the project meets the prescribed ratio of capital equipment to the number of workers set by BOI of US\$10,000 to one worker and provided that this incentive shall not be availed of simultaneously with the ITH.
- c. Employment of foreign nationals may be allowed in supervisory, technical or advisory positions for five (5) years from date of registration.
- d. Importation of consigned equipment for a period of ten (10) years from the date of registration, subject to the posting of re-export bond.



- e. Special realty tax rates on equipment and machinery and tax credit on domestic capital equipment and services.

As a requirement for availment of the incentives, the registrant is required to maintain a minimum equity requirement.

As of December 31, 2020 and 2019, the power generation subsidiaries referred to above, which are currently availing the incentives, have complied with the requirements.



37. Notes to Consolidated Statement of Cash Flows

The following are the cash flow movements of the Group's financing liabilities:

December 31, 2020

	January 1, 2020	Net cash flows	Dividend Declaration	Non-cash Changes					December 31, 2020
				Amortized deferred financing costs	Foreign exchange movement	Changes in fair values	Accreted interest	Others	
Current interest-bearing loans and borrowings, excluding obligations under finance leases	₱20,721,731	(₱8,978,318)	₱—	₱—	₱—	₱—	₱—	₱17,254,213	₱28,997,626
Non-current interest-bearing loans and borrowings, excluding obligations under finance leases	167,585,311	11,928,320	—	321,520	(1,915,843)	—	—	(17,852,189)	160,067,119
Current obligations under lease liabilities	5,486,745	(7,632,923)	—	—	—	—	—	9,250,359	7,104,181
Non-current obligations under lease liabilities	39,302,899	—	—	—	(1,038,942)	—	3,255,808	(9,360,970)	32,158,795
Dividends payable	—	(8,682,746)	8,683,153	—	—	—	—	—	407
Derivatives	2,468,324	—	—	—	—	(679,522)	—	—	1,788,802
Total liabilities from financing activities	₱235,565,010	(₱13,365,667)	₱8,683,153	₱321,520	(₱2,954,785)	(₱679,522)	₱3,255,808	(₱708,587)	₱230,116,930



December 31, 2019

	January 1, 2019	Netcash flows	Effect of Adoption - PFRS 16	Dividend Declaration	Amortized deferred financing costs	Foreign exchange movement	Changes in fair values	Accreted interest	Others	December 31, 2019
Current interest-bearing loans and borrowings, excluding obligations under finance leases	P20,243,964	(P9,885,204)	P—	P—	P—	(P23,340)	P—	P—	P10,386,311	P20,721,731
Non-current interest-bearing loans and borrowings, excluding obligations under finance leases	149,300,287	30,376,265	—	—	231,245	(1,506,799)	—	—	(10,877,687)	167,585,311
Current obligations under lease liabilities	—	(7,424,990)	7,424,990	—	—	—	—	—	5,486,745	5,486,745
Non-current obligations under lease liabilities	—	—	41,765,996	—	—	(2,018,791)	—	4,350,043	(4,794,349)	39,302,899
Current obligations under finance leases	4,131,059	—	(4,131,059)	—	—	—	—	—	—	—
Non-current obligations under finance leases	42,763,296	—	(42,763,296)	—	—	—	—	—	—	—
Dividends payable	—	(10,817,148)	—	10,817,148	—	—	—	—	—	—
Derivatives	159,926	—	—	—	—	—	2,308,398	—	—	2,468,324
Total liabilities from financing activities	P216,658,532	P2,250,923	P2,296,631	P10,817,148	P231,245	(P3,548,930)	P2,308,398	P4,350,043	P201,020	P235,565,010

“Others” includes the effect of reclassification of noncurrent portion of interest-bearing loans and borrowings.



38. Contingencies

The Group is a party to certain proceedings and legal cases with other parties in the normal course of business. The ultimate outcome of these proceedings and legal cases cannot be presently determined. Management, in consultation with its legal counsels, believes that it has substantial legal and factual bases for its positions and is currently of the opinion that the likely outcome of these proceedings and legal cases will not have a material adverse effect on the Group's financial position and operating results. It is possible, however, that the future results of operations could be materially affected by changes in estimates or in the effectiveness of the strategies relating to these proceedings and legal cases.

The Group obtained SBLC and is acting as surety for the benefit of certain associates and joint ventures in connection with loans and credit accommodations. The Group provided SBLC for STEAG, CEDC, SNAP M and SNAP B in the amount of ₱900.0 million in 2020, ₱958.3 million in 2019 and ₱1.02 billion in 2018 (see Note 31).

39. Other Matters

a. Temporary Restraining Order (TRO) affecting power generation companies trading in WESM

On December 19, 2013, Bayan Muna representatives filed a Petition for Certiorari against the ERC and MERALCO with the Supreme Court (SC). On December 20, 2013, National Association of Electricity Consumers for Reforms filed a Petition for Certiorari and/or Prohibition against MERALCO, ERC and Department of Energy (DOE). These cases raised and questioned, among others, the alleged substantial increase in MERALCO's power rates for the billing period of November 2013, the failure of the ERC to protect consumers from high energy prices and perceived market collusion of the generation companies.

These cases were consolidated by the SC which issued a TRO for a period of 60 days from December 23, 2013 to February 21, 2014, preventing MERALCO from collecting the increase in power rates for the billing period of November 2013. The TRO was subsequently extended for another 60 days ending April 22, 2014 by the SC. Thereafter, the TRO was extended indefinitely.

MERALCO, in turn, filed a counter-petition impleading generation companies supplying power to the WESM. The SC also ordered all the parties in the consolidated cases to file their respective pleadings in response to MERALCO's counter-petition. The SC set the consolidated cases for oral arguments last January 21, 2014, February 4 and 11, 2014. After hearing, all parties were directed to file their comments and/or memorandum. The case is now submitted for resolution.

As a result of the TRO, MERALCO has not been able to fully bill its consumers for the generation costs for the supply month of November 2013; and in turn, it has not been able to fully pay its suppliers of generation costs. As of December 31, 2020, the SC has not lifted the TRO.



b. Imposition of financial penalties on Therma Mobile by PEMC

This case involves an investigation of Therma Mobile in the dispatch of its power barges during the November and December 2013 supply periods. As a result of the MERALCO price hike case brought before the SC, the SC ordered the ERC to investigate anti-competitive behavior and abuse of market power allegedly committed by some WESM participants.

PEMC conducted the investigation under the "Must-Offer" rules of the WESM Rules.

PEMC initially found that Therma Mobile violated the "Must-Offer Rule" during the period under investigation. In its letter dated January 30, 2015, the PEM Board imposed financial penalties amounting to ₱234.9 million on Therma Mobile. According to the PEM Board, the penalties will be collected from Therma Mobile through the WESM settlement process.

Therma Mobile maintains that there is no basis for the PEMC decision. It did not violate the Must-Offer Rule for the period covered, as it was physically impossible for Therma Mobile to transmit more than 100MW to MERALCO. Although Therma Mobile's rated capacity is 234 MW (Net), it could only safely, reliably and consistently deliver 100MW during the November and December 2013 supply period because of transmission constraints. Therma Mobile's engines and transmission lines were still undergoing major repairs to address issues on post rehabilitation.

On February 13, 2015, Therma Mobile filed a notice of dispute with the PEMC to refer the matter to dispute resolution under the WEM Rules and the WESM Dispute Resolution Market Manual.

Therma Mobile also filed a Petition for the Issuance of Interim Measures of Protection with the Regional Trial Court (RTC) of Pasig to hold off enforcement of the payment of the penalties during the pendency of the Therma Mobile and PEMC dispute resolution proceedings. On February 24, 2015, the RTC issued in favor of Therma Mobile an ex parte 20-day Temporary Order of Protection directing PEMC to refrain from (a) demanding and collecting from Therma Mobile the ₱234.9 million financial penalty; (b) charging and accruing interest on the financial penalty; and (c) transmitting the PEMC-ECO investigation report to the ERC.

On April 1, 2015, the RTC granted the prayer for the issuance of Writ of Preliminary Injunction, which ruling was assailed by the PEMC and elevated to the Court of Appeals (CA) via Petition for Review. On December 15, 2015, the CA issued a Decision confirming the RTC's findings. PEMC filed a Motion for Reconsideration, and in compliance with a Resolution of the CA, has filed a comment on the said motion.

On June 6, 2016, PEMC filed a petition before the SC questioning the CA's Decision. TMO also filed its Comment on the Petition on November 14, 2016. On June 1, 2017, TMO received the SC Notice dated March 29, 2017. In the Resolution, the SC noted TMO's Comment and PEMC's Reply. As of December 31, 2020, the petition is still pending resolution with the SC.



c. Therma Marine Cases

In 2013, ERC issued Final Approval of various ESAs of Therma Marine with some modifications on ERC's provisionally approved rates which directed both parties to devise a scheme for the refund of the difference between the final and the provisionally approved rates.

On November 25, 2013, ERC issued its order for Therma Marine to refund the amount of ₱180.0 million to its customers for a period of 6 months with equal installments per month.

On August 27, 2014, ERC issued an order directing NGCP to refund its customers the amount of ₱12.7 million and the corresponding VAT for a period of twelve months. As such, Therma Marine will refund the said amount to NGCP and the latter will refund the same to its customers. In 2015, ERC issued Provisional Approvals (PA) on ESA contracts extensions with capacity fees lower than the previously approved rates. Therma Marine filed MRs on these PAs. During the last quarter of 2015, ERC issued Final Approvals on some of these ESA's sustaining the decision in the PA's, thus Therma Marine filed MRs on the final decisions. As of December 31, 2020, there is no resolution yet on the MRs on the Final Approvals.

d. ERC Case No. 2013-077 MC

On August 29, 2013, MERALCO filed a petition for dispute resolution against TLI/APRI, among other Successor Generating Companies ("SGCs") under ERC Case No. 2013-077 MC. The case arose from a claim of refund of the alleged over charging of transmission line losses pursuant to the ERC Order dated March 4, 2013 and July 1, 2013 in ERC Case No. 2008-083 MC.

On September 20, 2013, TLI, together with the other SGCs, filed a Joint Motion to Dismiss arguing that MERALCO's petition should be dismissed for failure to state a cause of action and ERC's lack of jurisdiction over the subject matter of the case. The SGCs and Meralco have filed their respective comments, reply, rejoinder and sur-rejoinder after the filing of the Joint Motion to Dismiss. The Joint Motion to Dismiss has since then been submitted for resolution with the ERC. As of December 31, 2020, the ERC has yet to render its decision on the Joint Motion to Dismiss.

e. Sergio Osmena III vs. PSALM, Emmanuel R. Ledesma, Jr., SPC Power Corporation (SPC) & Therma Power Visayas, Inc. (TPVI)

In 2009, SPC acquired through a negotiated bid the 153.1MW Naga Land-Based Gas Turbine Power Plant ("Naga Plant") in Naga, Cebu. In the same year, it entered into a Land Lease Agreement (LLA) with PSALM, which includes SPC's right to top (RTT) the price of a winning bidder for the sale of any property in the vicinity of the leased premises.

PSALM subsequently bid out the Naga Plant located in the leased premises. On April 30, 2014 and after two failed biddings, PSALM issued a Notice of Award to TPVI for submitting the highest bid for the Naga Plant. SPC wrote PSALM of its intent to exercise its RTT the winning bid, on the condition that the LLA would be for a term of 25 years from closing date.



Senator Sergio Osmeña III filed with the SC a Petition for Certiorari and Prohibition with prayer for issuance of a Temporary Restraining Order and/or Writ of Preliminary Injunction dated June 16, 2014 (the "Case") with PSALM, Emmanuel R. Ledesma, SPC and TPVI as respondents to enjoin PSALM from making the award of the Naga Plant to SPC. In his petition, Sen. Osmeña argued that the RTT should be held invalid as it defeats the purpose of a fair and transparent bidding for a government asset and it discourages interested bidders considering the unfair advantage given to SPC.

On July 25, 2014, PSALM awarded the contract to SPC, despite TPVI's objection on the ground that SPC did not validly exercise its right to top because of its qualified offer. Thereafter, an APA for the Naga Plant was executed between PSALM and SPC.

On September 28, 2015, the SC declared in the Case that the RTT and the APA executed in favor of SPC are null and void. The parties thereafter filed various motions for reconsideration which the SC subsequently denied.

On March 16, 2016, TPVI filed its Manifestation/Motion praying that the Notice of Award dated April 30, 2014 be reinstated and that respondent PSALM be ordered to execute the Asset Purchase Agreement ("NPPC-APA"), Land Lease Agreement ("NPPC-LLA") and other documents to implement TPVI's acquisition of the Naga Plant.

On April 6, 2016, the SC issued a Resolution that required PSALM and SPC to comment on TPVI's Manifestation/Motion. In the same Resolution, the SC denied the motion for leave to file and admit SPC's second motion for reconsideration and referral to the SC en banc.

On July 19, 2016, TPVI filed its Manifestation with Omnibus Motion to clarify the motion dated March 16, 2016 and for early resolution. TPVI prayed that the SC Decision dated September 28, 2015 be clarified, and if necessary, be amended to include in its "fallo" that the Notice of Award in favor of TPVI be reinstated.

In response to various motions, the SC issued a Notice of Judgment and Resolution dated October 5, 2016 clarifying that the nullification of SPC's right to top did not invalidate the entire bidding process. Thus, the SC ordered the reinstatement of the Notice of Award dated April 30, 2014 in favor of TPVI. Further, the SC annulled and set aside the APA and the LLA executed between SPC and PSALM and directed PSALM to execute with dispatch the NPPC-APA and the NPPC-LLA in favor of TPVI.

On October 26, 2016, SPC filed an Urgent Motion for Reconsideration with Alternative Motion to Refer to the En Banc of the SC. SPC reiterated its prayer for the reversal of the October 5, 2016 Resolution, denial of TPVI's Manifestation/Motion and for the conduct of a new round of bidding for the Naga Plant. PSALM also filed its Motion for Reconsideration with Leave and prayed that the SC's October 5, 2016 Resolution be re-examined and/or reconsidered.

In its Resolution dated November 28, 2016, the SC denied SPC's and PSALM's motions for reconsideration (of the October 5, 2016 Resolution) with finality. The SC ordered that no further pleadings, motions, letters, or other communications shall be entertained in the Case, and it ordered the issuance of Entry of Judgment.



Notwithstanding the above SC Resolution, SPC filed its Motion for Leave to File and Admit (Motion for Reconsideration dated 9 December 2016) with attached Motion for Reconsideration dated December 9, 2016. Thereafter, SPC filed its Supplemental Motion/Petition for Referral to the Banc dated January 16, 2017.

On February 14, 2017, TPVI received a copy of the Entry of Judgment which states that the October 5, 2016 Resolution of the SC has become final and executory on November 28, 2016.

In May 2018, TPVI received the Certificate of Effectivity (COE) from PSALM initiating the purchase of the facility. The COE implements the September 28, 2015 decision of the SC, which upheld the April 30, 2014 award of the facility to TPVI. Pursuant to the NPPC-APA, on July 16, 2018 ("Closing date"), the Joint Certificate of Turn-Over was signed and issued and the facility was formally turned-over to TPVI.

In 2018, TPVI paid a total amount ₱1.03 billion for the NPPC-APA and NPPC-LLA and ₱495.97 million for the inventories upon implementation of the acquisition of the Naga Power Plant.

f. DLP Case

On December 7, 1990, certain customers of DLP filed before the then Energy Regulatory Board (ERB) a letter-petition for recovery claiming that with the SC's decision reducing the sound appraisal value of DLP's properties, DLP exceeded the 12% Return on Rate Base (RORB). The ERB's order dated June 4, 1998, limited the computation coverage of the refund from January 19, 1984 to December 14, 1984. No amount was indicated in the ERB order as this has yet to be recomputed.

The CA, in Court of Appeals General Register Special Proceeding (CA-GR SP) No. 50771, promulgated a decision dated February 23, 2001 which reversed the order of the then ERB, and expanded the computation coverage period from January 19, 1984 to September 18, 1989.

The SC in its decision dated November 30, 2006 per GR150253 reversed the CA's decision CA-GR SP No. 50771 by limiting the period covered for the refund from January 19, 1984 to December 14, 1984, approximately 11 months. The respondent/customers filed a Motion for Reconsideration with the SC, which was denied with finality by the SC in its Order dated July 4, 2007.

The SC, following its decision dated November 30, 2006, ordered the ERC to proceed with the refund proceedings instituted by the respondents with reasonable dispatch.

On March 17, 2010, the ERC directed DLP to submit its proposed scheme in implementing the refund to its customers. In compliance with the order, the DLP filed its compliance stating that DLP cannot propose a scheme for implementing a refund as its computation resulted to no refund.

A clarificatory meeting was held where DLP was ordered to submit its memoranda.



On October 4, 2010, in compliance with the ERC directive, DLP submitted its memoranda reiterating that no refund can be made. After which, no resolution has been received by DLP from the ERC as of December 31, 2020.

g. LHC Franchise Tax Assessment

In 2007, the Provincial Treasurer of Benguet issued a franchise tax assessment against LHC, requiring LHC to pay franchise tax amounting to approximately ₱40.4 million, inclusive of surcharges and penalties covering the years 2002 to 2007. In 2008, LHC has filed for a petition for the annulment of the franchise tax assessment, based primarily on the fact that LHC is not liable for franchise tax because it does not have a franchise to operate the business. Section 6 of R.A. No. 9136 provides that power generation shall not be considered a public utility operation. As such, an entity engaged or which shall engage in power generation and supply of electricity shall not be required to secure a national franchise. Accordingly, no provision has been made in the consolidated financial statements. The case remains pending as of December 31, 2020.

h. EPIRA of 2001

R.A. No. 9136 was signed into law on June 8, 2001 and took effect on June 26, 2001. The law provides for the privatization of NPC and the restructuring of the electric power industry. The IRR were approved by the Joint Congressional Power Commission on February 27, 2002.

R.A. No. 9136 and the IRR impact the industry as a whole. The law also empowers the ERC to enforce rules to encourage competition and penalize anti-competitive behavior.

R.A. No. 9136, the EPIRA, and the covering IRR provides for significant changes in the power sector, which include among others:

- i. The unbundling of the generation, transmission, distribution and supply and other disposable assets of a company, including its contracts with IPPs and electricity rates;
- ii. Creation of a WESM; and
- iii. Open and non-discriminatory access to transmission and distribution systems.

The law also requires public listing of not less than 15% of common shares of generation and distribution companies within 5 years from the effectivity date of the EPIRA. It provides cross ownership restrictions between transmission and generation companies and a cap of 50% of its demand that a distribution utility is allowed to source from an associated company engaged in generation except for contracts entered into prior to the effectivity of the EPIRA.

There are also certain sections of the EPIRA, specifically relating to generation companies, which provide for a cap on the concentration of ownership to only 30% of the installed capacity of the grid and/or 25% of the national installed generating capacity.

i. Retail Competition and Open Access

The EPIRA mandates the implementation of Retail Competition and Open Access (RCOA) subject to the fulfilment of the conditions as provided in the EPIRA. The ERC was tasked under the EPIRA Implementing Rules and Regulations to declare, after due notice and public hearing, the initial



implementation of RCOA. Through the RCOA, eligible customers will have the option to source their electricity from eligible suppliers that have secured Retail Electricity Supplier (RES) licenses from the ERC. End users with a monthly average peak demand of at least 1 Megawatt (MW) for the preceding 12 months are eligible to be contestable customers. The 1 MW qualification would gradually be reduced upon evaluation of the ERC.

In June 2011, after due notice and public hearings, the ERC declared December 26, 2011 as the date to mark the commencement of the full operation of RCOA in Luzon and Visayas. However, due to deficiencies in the rules and guidelines governing the RCOA at that time, the December 26, 2011 commencement date was deferred several times until an interim system commenced on July 26, 2013.

The DOE and ERC have issued and revised several circulars, rules and resolutions on the implementation of the RCOA and the issuance of RES licences, including a Code of Conduct, Rules on Contestability, and Rules on RES Licencing.

On February 21, 2017, the SC issued a TRO enjoining the DOE and ERC from implementing the following issuances:

1. DOE Circular No. DC-2015-06-0010 or the DOE Circular Providing Policies to Facilitate the Full Implementation of RCOA in the Philippine Electric Power Industry;
2. ERC Resolution No. 5, Series of 2016 or the Rules Governing the Issuance of Licenses to RES and Prescribing the Requirements and Conditions Therefor;
3. ERC Resolution No. 10, Series of 2016 or a Resolution adopting the Revised Rules for Contestability;
4. ERC Resolution No. 11, Series of 2016 or a Resolution Imposing Restrictions on the Operations of DUs and RES in the Competitive Retail Electricity Market; and
5. ERC Resolution No. 28, Series of 2016 or the Revised Timeframe for Mandatory Contestability, Amending Resolution No. 10, Series of 2016, entitled Revised Rules of Contestability.

The TRO effectively enjoined the DOE and the ERC from imposing the mandatory migration of end-users with average monthly peak demand of at least 1MW and 750 kW on 26 February 2017 and 26 June 2017, respectively, and barring Local RESs and DUs from supplying electricity to the Contestable Market.

Due to the TRO, no new or renewed RES licenses were issued by the ERC due to the perceived risk of being declared in contempt by the SC. The renewal of PEI, AEI and AESI's RES licenses remain pending before the ERC. The application for RES licenses of TLI and APRI are likewise pending.

On November 29, 2017, DOE issued Department Circular No. 2017-12-0013, which provides, among other things, for voluntary participation of Contestable Customers in the Retail Market. On the same date, DOE issued Department Circular No. 2017-12-0014, which provides, among other things, the guidelines on the licensing of RES. Both DOE Circulars enjoin the ERC to promote the supporting guidelines to the DOE Circulars. Once the ERC promulgates these rules, approval of RES license applications and renewals can be expected.



j. Renewable Energy Act of 2008

On January 30, 2009, R.A. No. 9513, An Act Promoting the Development, Utilization and Commercialization of Renewable Energy Resources and for Other Purposes, which shall be known as the "Renewable Energy Act of 2008" (the Act), became effective. The Act aims to (a) accelerate the exploration and development of renewable energy resources such as, but not limited to, biomass, solar, wind, hydro, geothermal and ocean energy sources, including hybrid systems, to achieve energy self-reliance, through the adoption of sustainable energy development strategies to reduce the country's dependence on fossil fuels and thereby minimize the country's exposure to price fluctuations in the international markets, the effects of which spiral down to almost all sectors of the economy; (b) increase the utilization of renewable energy by institutionalizing the development of national and local capabilities in the use of renewable energy systems, and promoting its efficient and cost-effective commercial application by providing fiscal and non-fiscal incentives; (c) encourage the development and utilization of renewable energy resources as tools to effectively prevent or reduce harmful emissions and thereby balance the goals of economic growth and development with the protection of health and environment; and (d) establish the necessary infrastructure and mechanism to carry out mandates specified in the Act and other laws.

As provided for in the Act, renewable energy (RE) developers of RE facilities, including hybrid systems, in proportion to and to the extent of the RE component, for both power and non-power applications, as duly certified by the DOE, in consultation with the BOI, shall be entitled to incentives, such as, income tax holiday, duty-free importation of RE machinery, equipment and materials, zero percent VAT rate on sale of power from RE sources, and tax exemption of carbon credits, among others.

k. PSALM deferred adjustment

Deferred Accounting Adjustments (DAA)

The ERC issued a Decision dated March 26, 2012 which granted PSALM DAA pertaining to GRAM and ICERA and in its Order dated June 20, 2017, the ERC authorized PSALM to implement the methodology for the recovery/refund of the approved DAA.

Upon Private Electric Power Operators Association's (PEPOA) motion, the ERC, in an Order dated October 19, 2017, deferred the implementation of the approved DAA pending clarification by the ERC of the queries raised in the motion for clarification.

In its Order dated December 19, 2017, the ERC clarified that the GRAM and ICERA DAA are deferred adjustments, which were incurred by PSALM/NPC in supplying energy during the corresponding period; thus, it should be recovered/refunded by PSALM/NPC to its customers. Hence, the Distribution Utilities (DUs) are not just mere collectors of the said DAA but these are charges that they should pay to NPC/PSALM and charged to their customers as part of their generation charge. In the same Order, the ERC directed the DUs to resume the implementation of the GRAM and ICERA starting the January 2018 billing period.



Automatic Cost Recovery Mechanism (ACRM)

On June 20, 2017, the ERC issued its Decision, authorizing PSALM to recover/refund the True-up Adjustments of Fuel and Purchased Power Costs and Foreign Exchange-Related Costs effective its next billing period.

In an Order dated October 19, 2017, the implementation of the ACRM was deferred to the January 2018 billing period pending the evaluation of the clarifications raised in PEPOA's letter and motion and on December 19 2017, the Commission issued an Order directing PSALM and the DUS to abide with the clarifications issued by the Commission.

i. CSR Projects

The Group has several CSR projects in 2020, 2019 and 2018 which are presented as part of "General and administrative expenses" (see Note 23).

m. COVID 19

In a move to contain the COVID-19 outbreak, on March 13, 2020, the Office of the President of the Philippines issued a Memorandum directive to impose stringent social distancing measures in the National Capital Region effective March 15, 2020. On March 16, 2020, Presidential Proclamation No. 929 was issued, declaring a State of Calamity throughout the Philippines for a period of six (6) months and imposed an enhanced community quarantine throughout the island of Luzon until April 12, 2020, as subsequently extended to April 30, 2020. This was further extended to May 15, 2020 in selected areas including the National Capital Region. This community quarantine has been extended on a more relaxed form after the May 15, 2020 extension. As of March 5, 2021, general community quarantine is in effect in selected areas including the National Capital Region until March 31, 2021. These measures have caused disruptions to businesses and economic activities, and its impact on businesses continue to evolve.

Energy is being dispatched at a lower level, and because of the reduced energy demand, market prices are down, ultimately affecting the Group's energy trading business. Further, collections were impacted as consumer payments on energy bills were not made on original due dates because of the staggered payment scheme directed by the Energy Regulatory Commission.


The Group has an in-placed and extensive business continuity plan on similar risk, including the lay out of the necessary steps that will help address or minimize the Group's business exposures. However, considering the evolving nature of this outbreak, the Group will continue to monitor the situation and adjust the steps it is currently implementing in subsequent periods.



n. Corporate Recovery and Tax Incentives for Enterprises (CREATE) Bill

On February 3, 2021, the House of Representatives and the Senate have ratified the Bicameral Committee's version of the proposed CREATE bill. Among others, CREATE bill contains provisions that affect the taxability of an entity:

- Reduction of corporate income tax rate from 30% to 25% or 20% as the case maybe, depending on the classification of an entity, effective July 1, 2020;
- Reduction of MCIT rate from 2% to 1% of gross income, effective from July 1, 2020 to June 30, 2023;
- Repeal of the imposition of 10% improperly accumulated earnings tax; and
- VAT exemption on certain sale of real properties.





SyCip Gorres Velayo & Co.
6760 Ayala Avenue
1226 Makati City
Philippines

Tel: (832) 8891 0307
Fax: (832) 8819 0872
ey.com/ph

BOA/PRC Reg. No. 0001,
October 4, 2018, valid until August 24, 2021
SEC Accreditation No. 0012-FR-5 (Group A),
November 5, 2018, valid until November 5, 2021

INDEPENDENT AUDITOR'S REPORT ON SUPPLEMENTARY SCHEDULES

The Board of Directors and Stockholders
Aboitiz Power Corporation
32nd Street, Bonifacio Global City
Taguig City, Metro Manila
Philippines

We have audited in accordance with Philippine Standards on Auditing, the consolidated financial statements of Aboitiz Power Corporation and Subsidiaries as at December 31, 2020 and 2019, and for each of the three years in the period ended December 31, 2020. Our audits were made for the purpose of forming an opinion on the basic financial statements taken as a whole. The schedules listed in the Index to Financial Statements and Supplementary Schedules are the responsibility of the Company's management. These schedules are presented for purposes of complying with the Revised Securities Regulation Code Rule 68 and are not part of the basic financial statements. These schedules have been subjected to the auditing procedures applied in the audit of the basic financial statements and, in our opinion, fairly state, in all material respects, the information required to be set forth therein in relation to the basic financial statements taken as a whole.

SYCIP GORRES VELAYO & CO.

Maria Veronica Andresa R. Pore

Maria Veronica Andresa R. Pore

Partner

CPA Certificate No. 90349

SEC Accreditation No. 0662-AR-4 (Group A),

November 21, 2019, valid until November 20, 2022

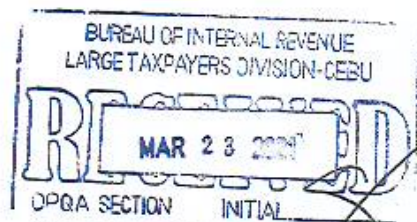
Tax Identification No. 164-533-282

BIR Accreditation No. 08-001998-071-2020,

December 3, 2020, valid until December 2, 2023

PTR No. 8534345, January 4, 2021, Makati City

March 5, 2021





SyCip Gorres Velayo & Co.
6780 Ayala Avenue
1226 Makati City
Philippines

Tel: (632) 8891 0307
Fax: (632) 8819 0872
ey.com/ph

BOA/PRC Reg. No. 0001,
October 4, 2018, valid until August 24, 2021
SEC Accreditation No. 0012-FR-5 (Group A),
November 6, 2018, valid until November 5, 2021

INDEPENDENT AUDITOR'S REPORT ON COMPONENTS OF FINANCIAL SOUNDNESS INDICATORS

The Board of Directors and Stockholders
Aboitiz Power Corporation
32nd Street, Bonifacio Global City
Taguig City, Metro Manila
Philippines

We have audited in accordance with Philippine Standards on Auditing, the consolidated financial statements of Aboitiz Power Corporation and Subsidiaries as at December 31, 2020 and 2019, and for each of the three years in the period ended December 31, 2020. Our audits were made for the purpose of forming an opinion on the basic financial statements taken as a whole. The Supplementary Schedule on Financial Soundness Indicators, including their definitions, formulas, calculation, and their appropriateness or usefulness to the intended users, are the responsibility of the Company's management. These financial soundness indicators are not measures of operating performance defined by Philippine Financial Reporting Standards (PFRS) and may not be comparable to similarly titled measures presented by other companies. This schedule is presented for the purpose of complying with the Revised Securities Regulation Code Rule 68 issued by the Securities and Exchange Commission, and is not a required part of the basic financial statements prepared in accordance with PFRS. The components of these financial soundness indicators have been traced to the Company's financial statements as at December 31, 2020 and 2019 and for each of the three years in the period ended December 31, 2020 and no material exceptions were noted.

SYCIP GORRES VELAYO & CO.

Maria Veronica Andresa R. Pore

Maria Veronica Andresa R. Pore

Partner

CPA Certificate No. 90349

SEC Accreditation No. 0662-AR-4 (Group A),

November 21, 2019, valid until November 20, 2022


Tax Identification No. 164-533-282

BIR Accreditation No. 08-001998-071-2020,

December 3, 2020, valid until December 2, 2023

PTR No. 8534345, January 4, 2021, Makati City

March 5, 2021



))

Aboitiz Power Corporation and Subsidiaries

Supplementary Schedules
to the Financial Statements
Required by the Securities and Exchange Commission
For the Year Ended December 31, 2020

and

Independent Auditors' Report

Philippine
Pesos

ABOITIZ POWER CORPORATION AND SUBSIDIARIES

**Supplementary Schedules Required
By the Securities and Exchange Commission
As of and for the Year Ended December 31, 2020**

	Page
A - Financial Assets	1
B - Amounts Receivable from Directors, Officers, Employees, Related Parties and Principal Stockholders (Other than Related Parties)	NA
C - Amounts Receivable from Related Parties which are Eliminated during the Consolidation of Financial Statements	2
D - Intangible Assets - Other Assets	3
E - Long-Term Debt	4
F - Indebtedness to Related Parties (Long-Term Loans from Related Companies)	5
G - Guarantees of Securities of Other Issuers	NA
H - Capital Stock	6
I - Trade and Other Receivables from Related Parties which are Eliminated during the Consolidation of Financial Statements	7
J - Trade and Other Payables from Related Parties which are Eliminated during the Consolidation of Financial Statements	8
Reconciliation of Retained Earnings Available for Dividend Declaration	9
Conglomerate Mapping	10
Financial Soundness Indicator	16
Use of Proceeds	17

NA: NOT APPLICABLE

ABOITIZ POWER CORPORATION AND SUBSIDIARIES

SCHEDULE A - FINANCIAL ASSETS

AS OF DECEMBER 31, 2020

(Amounts in Thousands except number of shares)

Name of issuing entity and association of each issue (i)	Number of shares or principal amount of bonds and notes	Amount shown in the balance sheet (ii)	Income received and accrued
CASH ON HAND AND IN BANK, INCLUDING RESTRICTED CASH			
ANZ		P2,203	P-
Banco de Oro		9,150,826	68,172
Bank of Commerce		2,009	-
Bank of the Philippine Islands		988,423	1,443
Bank of Tokyo - Mitsubishi UFJ		88	-
Citicbank		290,407	980
Development Bank of the Philippines		11,825	11
Hongkong Shanghai Banking Corporation		114,262	398
ING Bank N.V.		3,491	-
Land Bank of the Philippines		6,063	7
Metropolitan Bank and Trust Company		1,184,202	1,274
Philippine National Bank		208,282	2,000
Rizal Commercial Banking Corporation		11,875	32
Rural Bank of Davao		8,542	-
Security Bank Corporation		131,560	72
Standard Chartered Bank		979,098	1,299
Union Bank of the Philippines		8,100,938	77,979
Cash on Hand, Cash in Vault and Revolving Fund		126,318	-
TOTAL		P20,114,410	P153,668
SHORT-TERM DEPOSITS			
Banco de Oro		P1,756,960	P22,431
Bank of the Philippine Islands		2,661,444	25,436
China Trust Banking Corporation		-	8,029
City Savings Bank		12,399,867	308,396
First Metro Investment Corporation		-	1,625
Metropolitan Bank and Trust Company		-	5,908
Philippine National Bank		6,929	81
Rizal Commercial Banking Corporation		9,611	188
Security Bank Corporation		613,180	2,485
Mizuho Corporate Bank, Ltd.		-	798
Union Bank of the Philippines		6,461,355	73,891
TOTAL		P23,909,348	P449,268
TRADE AND OTHER RECEIVABLES			
Trade Receivables (net of allowance):			
Residential		P1,648,324	P-
Commercial		1,070,534	-
Industrial		3,896,952	-
City street lighting		742,687	-
Non-power supply contracts		538,477	-
Power supply contracts		7,553,032	-
Dividends receivable		1,498,000	-
Advances to contractors		226,123	-
Non-trade receivables		3,766,426	-
Interest receivable		33,693	-
PSALM deferred adjustment (including noncurrent portion)		2,140,226	-
TOTAL		P23,114,674	P-
FINANCIAL ASSET AT FVTPL			
Apo Golf & Country Club	3	P2	P-
Banco De Oro	8,050	793	-
Philippine Long Distance Telephone Co.	36,463	498	-
PICOP Resources, Inc.	164	8	-
Alta Vista Golf & Country Club	1	2,265	-
Philex Mining Corp	2,168	5	-
Others	375,000	375	-
TOTAL		P3,906	P-

ABOITIZ POWER CORPORATION AND SUBSIDIARIES

**SCHEDULE C - AMOUNTS RECEIVABLE FROM RELATED PARTIES
WHICH ARE ELIMINATED DURING THE CONSOLIDATION OF FINANCIAL STATEMENTS**

**AS OF DECEMBER 31, 2020
(Amounts in Thousands)**

Name and Designation of Debtor	Balance at Beginning of Period	Additions	Deductions		Current	Non-Current	Ending Balance
			Amounts Collected	Amounts Written-Off			
Davao Light & Power Co., Inc.	P745,140	P6,508,711	(P6,749,922)	P-	P503,929	P-	P503,929
Therma Power, Inc. and Subsidiaries	650,019	101,858	(172,115)	-	579,762	-	579,762
Cotabato Light & Power Company	24,067	287,319	(285,423)	-	25,963	-	25,963
Aboitiz Renewables, Inc. and Subsidiaries	5,732	26,554	(32,211)	-	75	-	75
Subic Enerzone Corporation	174,590	256,437	(265,424)	-	165,603	-	165,603
Visayan Electric Co., Inc.	823,163	5,770,175	(6,139,490)	-	453,848	-	453,848
Aboitiz Energy Solutions, Inc.	1,346,578	7,119,270	(7,365,837)	-	1,100,011	-	1,100,011
Mactan Enerzone Corporation	-	6,902	(6,902)	-	-	-	-
Balamban Enerzone Corporation	-	6,824	(6,824)	-	-	-	-
Cebu Private Power Corporation	82,713	1,003	(83,716)	-	-	-	-
Lima Enerzone Corporation	71,576	286,708	(281,283)	-	77,001	-	77,001
East Asia Utilities Corporation	784.00	1,636	(2,420)	-	-	-	-
Prism Energy, Inc.	84,352.00	979,745	(951,284)	-	112,813	-	112,813
Adventenergy, Inc.	677,627	3,683,983	(3,792,540)	-	569,070	-	569,070
T O T A L	P4,686,341	P25,037,125	(P26,135,391)	P-	P3,588,075	P-	P3,588,075

ABOITIZ POWER CORPORATION AND SUBSIDIARIES

SCHEDULE D - INTANGIBLE ASSETS - OTHER ASSETS

AS OF DECEMBER 31, 2020
(Amount in Thousands)

Description	Beginning Balance	Additions At Cost	DEDUCTIONS		Other Changes Additions (Deductions)	Ending Balance
			Charged to Costs and Expenses	Charged to Other Accounts		
A. Intangibles						
Goodwill	P40,876,082	P-	P-	P-	(P2,063,230)	P38,812,852
Service concession rights	2,406,320	39,957	(353,355)	-	(85,547)	2,007,375
Project development costs	622,491	87,420	(7,240)	-		702,671
Franchise	2,571,772	-	(76,961)	-	-	2,494,811
Software and licenses	235,836	70,653	(44,812)	-	-	261,677
Total	P46,712,501	P198,030	(P482,368)	P-	(P2,148,777)	P44,279,386
B. Other Noncurrent Assets						
Restricted cash	P4,672,031	P-	P-	P-	(P4,672,031)	P-
Input vat and tax credit	4,434,349	-	-	-	(2,440,883)	2,993,466
Receivable from NGCP	-	-	-	-	920,682	920,682
Advances to contractors and projects	553,280	-	-	-	340,547	893,827
Refundable deposits	326,850	-	-	-	(13,099)	313,751
Investment properties	132,300	-	-	-	115,829	248,129
Prepaid expenses	-	-	-	-	251,576	251,576
Prepaid taxes	879,439	-	-	-	1,442,143	2,321,582
Others	380,844	-	-	-	(153,572)	227,272
Total	P11,379,093	P-	P-	P-	(P3,208,808)	P8,170,285
Total	P58,091,594	P198,030	(P482,368)	P-	(P5,357,585)	P52,449,671

ABOITIZ POWER CORPORATION AND SUBSIDIARIES

SCHEDULE E - LONG-TERM DEBT

AS OF DECEMBER 31, 2020
(Amounts in Thousands)

Name of Issuer and Type of Obligation	Amount Authorized by Indentures	Amount Shown as Current	Amount Shown as Long-Term	Remarks
Parent:				
Aboitiz Power Corporation	P58,810,082	P6,637,206	P52,172,876	
Subsidiaries:				
Hedcor, Inc.	1,620,438	128,837	1,491,601	
Subic Enerzone Corporation	56,500	56,500	-	
Luzon Hydro Corporation	271,080	263,880	7,200	
Davao Light & Power Co., Inc.	434,250	146,250	288,000	
Cotabato Light & Power Company	86,850	28,950	57,900	
Therma South, Inc.	18,622,802	1,286,851	17,335,951	
Pagbilao Energy Corp. (Joint Operation)	12,067,466	1,074,354	10,993,112	
Visayan Electric Co., Inc.	578,256	194,621	383,635	
GNPower Mariveles Coal Plant Ltd. Co.	33,512,452	3,264,799	30,247,653	
Therma Visayas, Inc.	29,164,423	2,066,803	27,097,620	
Therma Power - Visayas, Inc.	1,488,984	-	1,488,984	
AP Renewables, Inc.	6,782,624	1,220,677	5,561,947	
Hedcor Sibulan, Inc.	3,677,566	293,238	3,384,328	
Hedcor Bukidnon, Inc.	9,247,559	591,247	8,656,312	
Aboitiz Energy Solutions, Inc.	600,000	-	600,000	
Total	P177,021,332	P17,254,213	P159,767,119	

ABOITIZ POWER CORPORATION AND SUBSIDIARIES

**SCHEDULE F - INDEBTEDNESS TO AFFILIATES
(LONG-TERM LOANS FROM AFFILIATED COMPANIES)**

AS OF DECEMBER 31, 2020
(Amounts in Thousands)

Name of Affiliate	Beginning Balance	Ending Balance
Aboitiz Equity Ventures, Inc.	P300,000	P300,000
	-	-
	-	-
Total	P300,000	P300,000

ABOITIZ POWER CORPORATION

SCHEDULE H - CAPITAL STOCK

AS OF DECEMBER 31, 2020
(Amounts in Thousands)

Title of Issue	Number of Shares Authorized	Number of Shares Issued and Outstanding	Number of Shares Reserved for Options, Warrants, Conversions, and Other Rights	Number of Shares Held By		
				Affiliates	Directors, Officers and Employees	Others
COMMON SHARES	16,000,000	7,358,604	-	5,820,533	126,695	1,411,376
PREFERRED SHARES	1,000,000	-	-	-	-	-

ABOITIZ POWER CORPORATION AND SUBSIDIARIES

**SCHEDULE I - TRADE AND OTHER RECEIVABLES FROM RELATED PARTIES
WHICH ARE ELIMINATED DURING CONSOLIDATION OF FINANCIAL STATEMENTS**

**AS OF DECEMBER 31, 2020
(Amounts in Thousands)**

Related Party	Balances			Volume			Terms
	Trade	Non-trade	Total	Sales	Rental	Advances	
Davao Light & Power Co., Inc.	P503,867	P62	P503,929	P6,508,711	P-	P-	30 days
Therma Power, Inc. and Subsidiaries	-	579,762	579,762	101,858	-	-	30 days
Cotabato Light & Power Company	25,963	-	25,963	287,319	-	-	30 days
Aboitiz Renewables, Inc. and Subsidiaries	-	75	75	26,554	-	-	30 days
Subic Enerzone Corporation	165,603	-	165,603	256,437	-	-	30 days
Visayan Electric Co., Inc.	453,848	-	453,848	5,770,175	-	-	30 days
Aboitiz Energy Solutions, Inc.	1,100,006	5	1,100,011	7,119,270	-	-	30 days
Mactan Enerzone Corporation	-	-	-	6,902	-	-	30 days
Balamban Enerzone Corporation	-	-	-	6,824	-	-	30 days
Cebu Private Power Corporation	-	-	-	1,003	-	-	30 days
Lima Enerzone Corporation	77,001	-	77,001	5,677	-	-	30 days
East Asia Utilities Corporation	-	-	-	1,636	-	-	30 days
Prism Energy, Inc.	112,813	-	112,813	979,745	-	-	30 days
Adventenergy, Inc.	568,954	116	569,070	3,683,983	-	-	30 days
TOTAL	P3,008,055	P580,020	P3,588,075	P24,756,094	P-	P-	

ABOTIZ POWER CORPORATION AND SUBSIDIARIES

**SCHEDULE J - TRADE AND OTHER PAYABLES FROM RELATED PARTIES
WHICH ARE ELIMINATED DURING CONSOLIDATION OF FINANCIAL STATEMENTS**

AS OF DECEMBER 31, 2020
(Amounts in Thousands)

Related Party	Balances			Volume			Terms
	Trade	Non-trade	Total	Sales	Rental	Advances	
Parent Company	P-	P580,020	P580,020	P1,022,193	P-	P-	30 days
Aboitiz Renewables, Inc. and Subsidiaries	525,617	-	525,617	4,315,792	-	-	30 days
Cebu Private Power Corporation	63,612	-	63,612	897,572	-	-	30 days
Therma Power, Inc. and Subsidiaries	2,256,354	-	2,256,354	17,541,339	-	-	30 days
East Asia Utilities Corporation	24,168	-	24,168	141,730	-	-	30 days
Subic Enerzone Corporation	18,826	-	18,826	200,440	-	-	30 days
Mactan Enerzone Corporation	7,585	-	7,585	72,545	-	-	30 days
Lima Enerzone Corporation	45,173	-	45,173	466,855	-	-	30 days
Visayan Electric Co., Inc.	66,720	-	66,720	378,659	-	-	30 days
TOTAL	P3,008,055	P580,020	P3,588,075	P25,037,125	P-	P-	

Aboitiz Power Corporation
Reconciliation of Retained Earnings Available for Dividend Declaration
For the Year Ended December 31, 2020
(Amount in Philippine Currency)

Unappropriated Retained Earnings, <i>beginning</i>		P23,522,985,155
Net income based on face of audited financial statements	P4,193,432,512	
Less: Non-actual/unrealized income (net of tax)	-	
Add: Non-actual loss (net of tax)	-	
Net income actual/realized for the period	4,193,432,512	4,193,432,512
Less:		
Dividend declaration during the period		(8,683,153,080)
UNAPPROPRIATED RETAINED EARNINGS, AS ADJUSTED, ENDING		P19,033,264,587

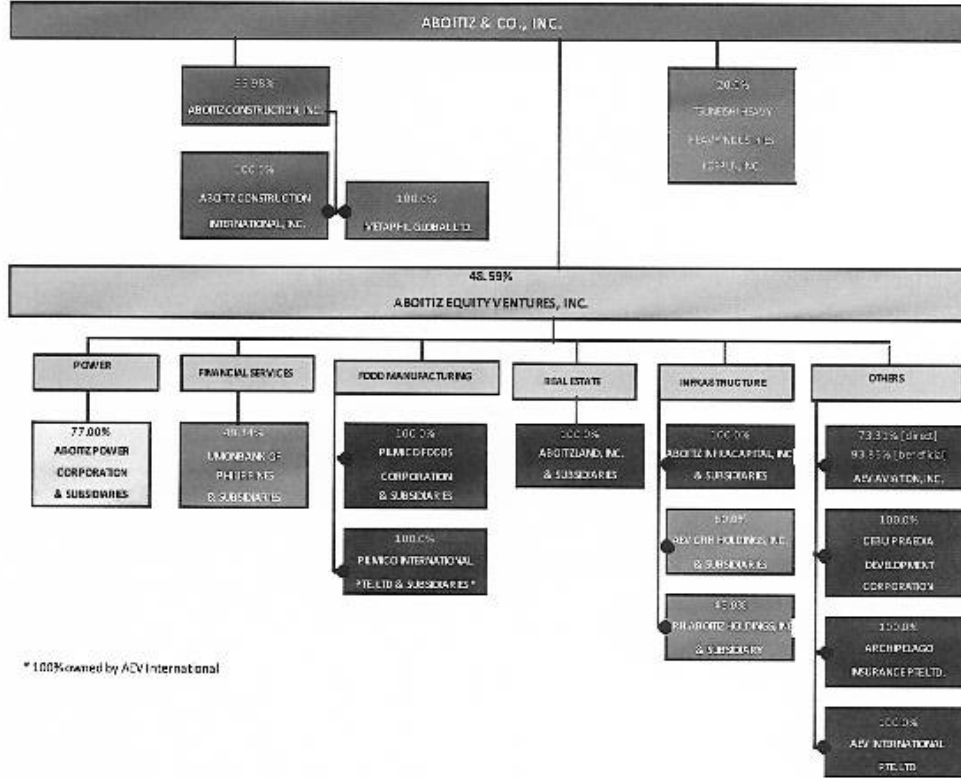
ABBOTT EQUITY VENTURES, INC. AND SUBSIDIARIES

CONGLOMERATE MAPPING

As of December 31, 2020

Legend:

- Reporting Company
- Ultimate Parent Company
- Parent Company
- Subsidiary of Ultimate Parent Company
- Co-Subsidiary/Subsidiary of Parent Company
- Associate or Joint Venture of Parent Company
- Other Related Parties




* 100% owned by ACV International

ABOITIZ EQUITY VENTURES, INC. - POWER
CONGLOMERATE MAPPING
 As of December 31, 2020

Legend:

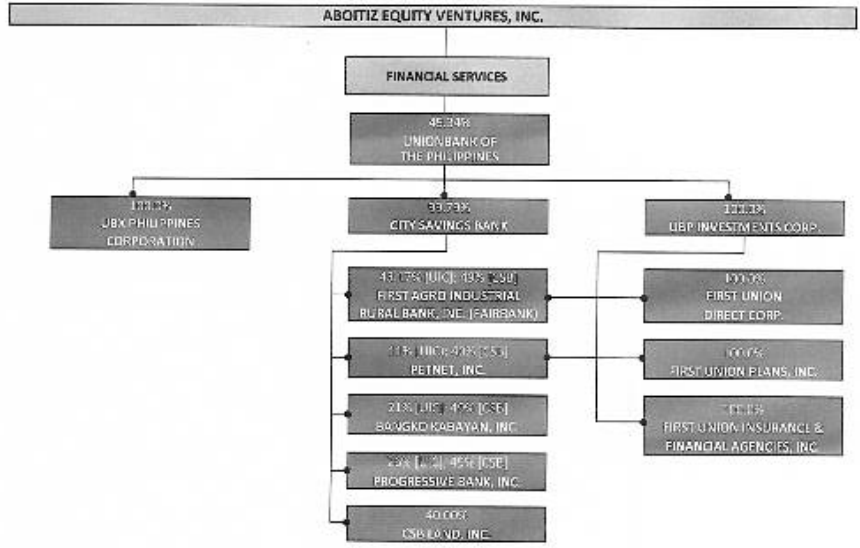
- Reporting Company
- Parent Company
- Subsidiary
- Associate or Joint Venture
- Other Related Parties



ABOTIZ EQUITY VENTURES, INC. - FINANCIAL SERVICES
CONGLOMERATE MAPPING
 As of December 31, 2020

Legend:

- Parent Company
- Co-Subsidiary/Subsidiary of Parent Company
- Associate or Joint Venture of Parent Company



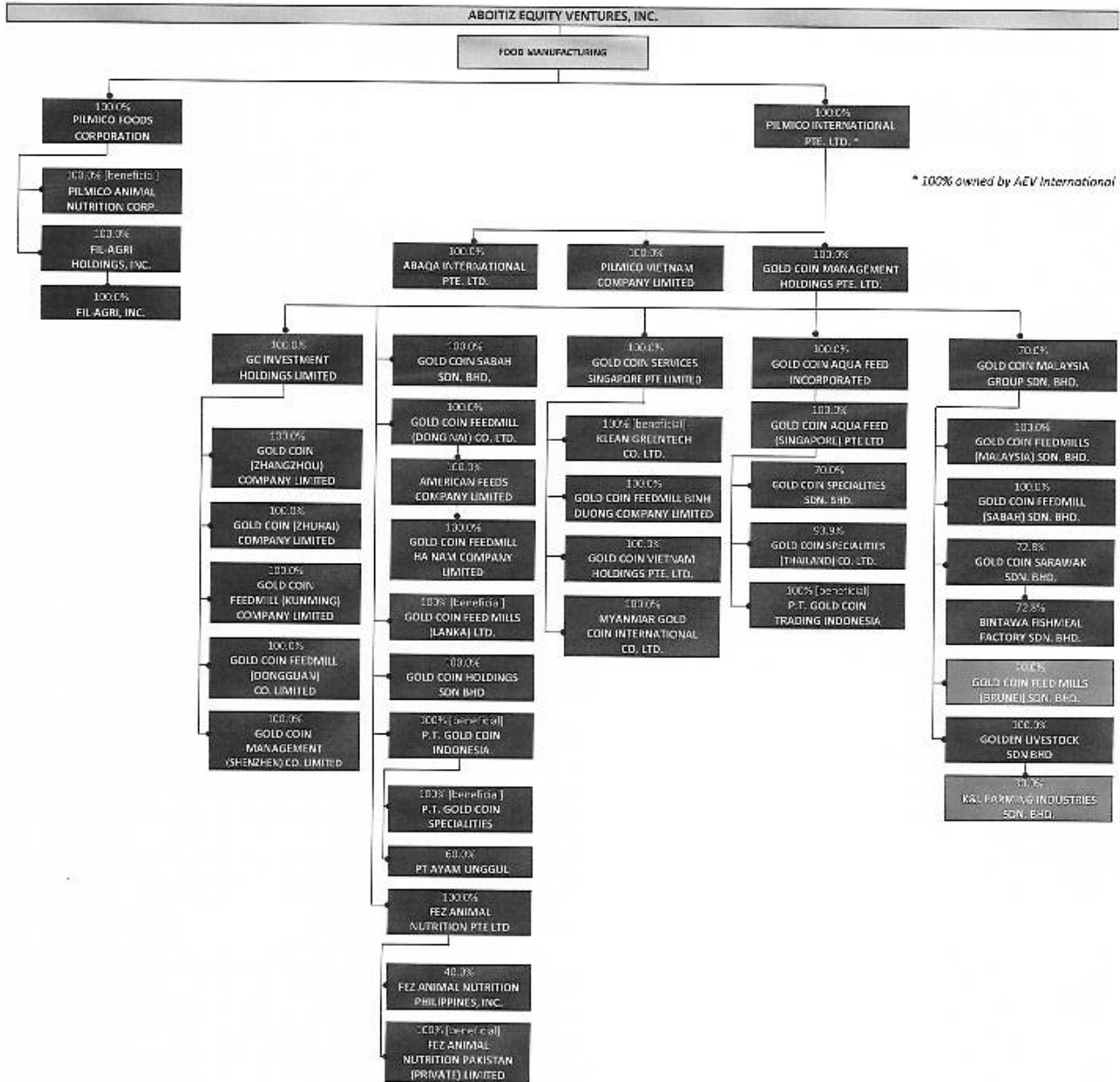
ABOITIZ EQUITY VENTURES, INC. - FOOD MANUFACTURING

CONGLOMERATE MAPPING

As of December 31, 2020

Legend:

- Parent Company
- Co-Subsidiary/Subsidiary of Parent Company
- Associate or Joint Venture of Parent Company

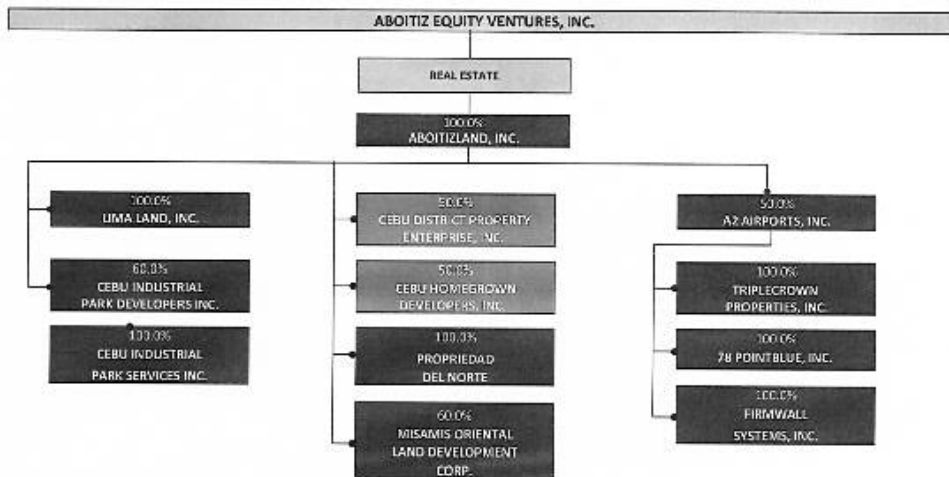


**ABOITIZ EQUITY VENTURES, INC. - REAL ESTATE
CONGLOMERATE MAPPING**

As of December 31, 2020

Legend:

- Parent Company
- Co-Subsidiary/Subsidiary of Parent Company
- Associate or Joint Venture of Parent Company



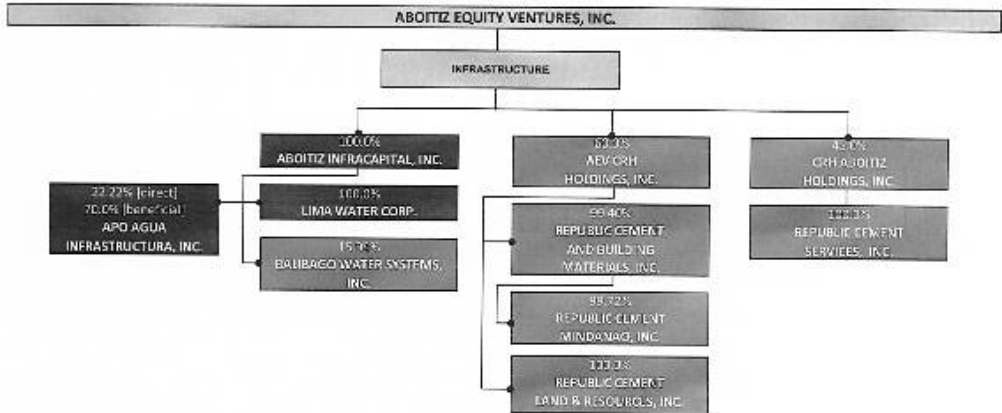
ABOITIZ EQUITY VENTURES, INC. - INFRASTRUCTURE

CONGLOMERATE MAPPING

As of December 31, 2020

Legend:

- Reporting Company
- Subsidiary
- Associate or Joint Venture



ABOITIZ POWER CORPORATION AND SUBSIDIARIES
SCHEDULE OF FINANCIAL SOUNDNESS INDICATOR

	FORMULA	2020	2019
LIQUIDITY RATIOS			
Current ratio	$\frac{\text{Current assets}}{\text{Current liabilities}}$	1.38	1.50
Acid test ratio	$\frac{\text{Cash + Marketable securities} + \text{Accounts receivable} + \text{Other liquid assets}}{\text{Current liabilities}}$	1.08	1.15
SOLVENCY RATIOS			
Debt to equity ratio	$\frac{\text{Total liabilities}}{\text{Total equity}}$	1.96	2.07
Asset to equity ratio	$\frac{\text{Total assets}}{\text{Total equity}}$	2.96	3.07
Net debt to equity ratio	$\frac{\text{Debt - Cash \& cash equivalents}}{\text{Total equity}}$	1.37	1.40
Gearing ratio	$\frac{\text{Debt - Cash \& cash equivalents}}{\text{Total equity} + (\text{Debt - Cash \& cash equivalents})}$	57.80%	58.26%
Interest coverage ratio	$\frac{\text{EBIT}}{\text{Interest expense}}$	2.54	2.83
PROFITABILITY RATIOS			
Operating margin	$\frac{\text{Operating profit}}{\text{Total revenues}}$	24.4%	23.0%
Return on equity	$\frac{\text{Net income after tax}}{\text{Total equity adjusted for cash dividends}}$	10.57%	14.48%

ABOITIZ POWER CORPORATION AND SUBSIDIARIES
Use of Proceeds
For the Year Ended December 31, 2020

Series "E" and "F" of the Thirty Billion Shelf Registration issued in 2020

As of December 31, 2020, the proceeds from the 2020 bonds were utilized for the following:

Name of Project	Projected Usage (Per Prospectus)	Actual Usage
Reimburse Previous Equity Contributions to GNPD through AA Thermal and TPI	P6,736,749	P6,736,749
Fund Succeeding Equity Infusions in AA Thermal and TPI	2,082,873	783,753
General corporate purposes	614,889	102,127
Bond issuance costs	115,489	113,547
TOTAL	P9,550,000	P7,736,176

	Per Final Prospectus	Actual
Gross proceeds	P9,550,000	P9,550,000
Net proceeds	9,434,511	9,436,453

Balance of the proceeds as of December 31, 2020:

₱1,813,824

ISSUER

Aboitiz Power Corporation
32nd Street, Bonifacio Global City
1634 Taguig City, Metro Manila, Philippines

JOINT ISSUE MANAGERS

BDO Capital & Investment Corporation
20th floor, South Tower, BDO Corporate
Center, 7899 Makati Avenue
Makati City 0726, Philippines

China Bank Capital Corporation
28th floor, BDO Equitable Tower
8751 Paseo de Roxas
Makati City 1226, Philippines

First Metro Investment Corporation

45th Floor, GT Tower International
6813 Ayala Avenue cor. H.V. Dela Costa St.
Makati City 1229, Philippines

JOINT BOOK RUNNERS AND JOINT LEAD UNDERWRITERS

BDO Capital & Investment Corporation
20th floor, South Tower, BDO Corporate Center,
7899 Makati Avenue
Makati City 0726, Philippines

China Bank Capital Corporation
28th floor, BDO Equitable Tower
8751 Paseo de Roxas
Makati City 1226, Philippines

First Metro Investment Corporation
45th Floor, GT Tower International
6813 Ayala Avenue cor. H.V. Dela Costa St.
Makati City 1229, Philippines

SB Capital Investment Corporation
18th Floor, Security Bank Centre
6776 Ayala Avenue
Makati City 1226, Philippines

TRUSTEE

**BDO Unibank, Inc. Trust and Investments
Group**
15th floor, South Tower, BDO Corporate Center,
7899 Makati Avenue
Makati City 0726, Philippines

REGISTRAR AND PAYING AGENT

Philippine Depository & Trust Corp.
29th floor, BDO Equitable Tower
8751 Paseo de Roxas
Makati City, 1226, Philippines

LEGAL ADVISERS

To the Issuer

**Romulo Mabanta Buenaventura
Sayoc & de los Angeles**
21st floor, Philamlife Tower
8767 Paseo de Roxas
Makati City, 1226, Philippines

To the Joint Bookrunners and Joint Lead
Underwriters

Picazo Buyco Tan Fider & Santos
Penthouse, Liberty Center, 104 H.V. Dela Costa
Street, Salcedo Village, Makati City

INDEPENDENT AUDITORS OF THE ISSUER

SyCip, Gorres, Velayo & Co.
6760 Ayala Avenue,
Makati City, 1226, Philippines