



Investor Presentation

Investor Relations

As of June 2021

Key Investment Messages

We address our country's energy trilemma of security, affordability, and sustainability

Industry Leader

- ❖ *Second largest generation company (installed capacity - 17% market share)*
- ❖ *Second largest distribution and retail company*
- ❖ *Largest renewable capacity (controlled installed capacity, most number of renewable facilities)*

Leverage on Our Strengths

- ❖ *Most diverse power generation company*
 - ▢ *Geography*
 - ▢ *Power Stack*
 - ▢ *Fuel Types*
- ❖ *Management experience and expertise*
- ❖ *Strong financial position*
 - ▢ *Stable cash generation*
 - ▢ *Low leverage*
 - ▢ *Attractive dividend policy*

Robust Growth Initiatives

- ❖ *Targeting 9,200 MW by 2030 (from 3,494 MW as of end 2020)*
- ❖ *Targeting 50:50 Cleanergy and Thermal capacity mix by 2030 (coal will be 32%)*
- ❖ *With international aspiration (10% of our generation capacity by 2030)*
- ❖ *With available land for plant expansion*
- ❖ *Targeting to maximize contestable market share*

AboitizPower in the Philippines

1 Mountain Province

- Sabangan Hydro | Hedcor Sabangan, Inc.

2 Ifugao-Isabela Province

- Magat Hydro | SN Aboitiz Power – Magat, Inc.
- Maris Hydro | SN Aboitiz Power – Magat, Inc.

3 Ilocos Sur Province

- Bakun Hydro | Luzon Hydro Corporation

4 Benguet Province

- Ambuklao Hydro | SN Aboitiz Power – Benguet, Inc.
- Binga Hydro | SN Aboitiz Power – Benguet, Inc.
- Benguet Hydro 1-11 | Hedcor, Inc.

5 Pampanga Province

- San Fernando | San Fernando Electric Light & Power Co., Inc.

6 Bataan Province

- Dinginlin | GNPowr Dinginlin Ltd. Co.
- Mariveles | GNPowr Mariveles Ltd. Co.

7 Zambales Province

- Subic | Subic Enezerge Corporation

8 National Capital Region

- Mobile 3-6 | Therma Mobile, Inc.

9 Laguna-Batangas Province

- MakBan Geothermal | AP Renewables, Inc.
- Malvar | Malvar Enezerge Corporation
- Upa-Malvar | Lima Enezerge Corporation

10 Quezon Province

- Pagbilao | Therma Luzon, Inc.

11 Albay Province

- Tiwi Geothermal | AP Renewables, Inc.

12 Leyte Province

- ULGPP Strips Geothermal | Aboitiz Energy Solutions, Inc.

13 Cebu Province

- Balamban | Balamban Enezerge Corporation
- Cebu | Cebu Private Power Corporation
- Cebu | Visayan Electric Company, Inc.
- Lapu-Lapu | Mactan Enezerge Corporation
- Mactan | East Asia Utilities Corporation
- Mandauae | Visayan Electric Company, Inc.
- Naga | Visayan Electric Company, Inc.
- Naga | Therma Power-Visayas, Inc.
- Talisay | Visayan Electric Company, Inc.
- Toledo | Cebu Energy Development Corporation
- Toledo | Therma Visayas, Inc.

14 Negros Occidental Province

- San Carlos Solar | AP Renewables, Inc.

15 Agusan del Norte Province

- Mobile 2 | Therma Marine, Inc.

16 Bukidnon

- Manolo Fortich Hydro | Hedcor Bukidnon, Inc.

17 Misamis Oriental Province

- Mindanao | STEAG State Power, Inc.

18 Compostela Valley Province

- Mobile 1 | Therma Marine, Inc.

19 Davao del Sur Province

- Davao Hydro 1-5 | Hedcor, Inc.
- Sibulan Hydro | Hedcor Sibulan, Inc.
- Tudaya Hydro | Hedcor Tudaya, Inc.
- Davao | Therma South, Inc.
- Davao | Davao Light and Power Company

20 Davao del Norte Province

- Carmen | Davao Light and Power Company
- Dujali | Davao Light and Power Company
- Sto. Tomas | Davao Light and Power Company

21 Cotabato Province

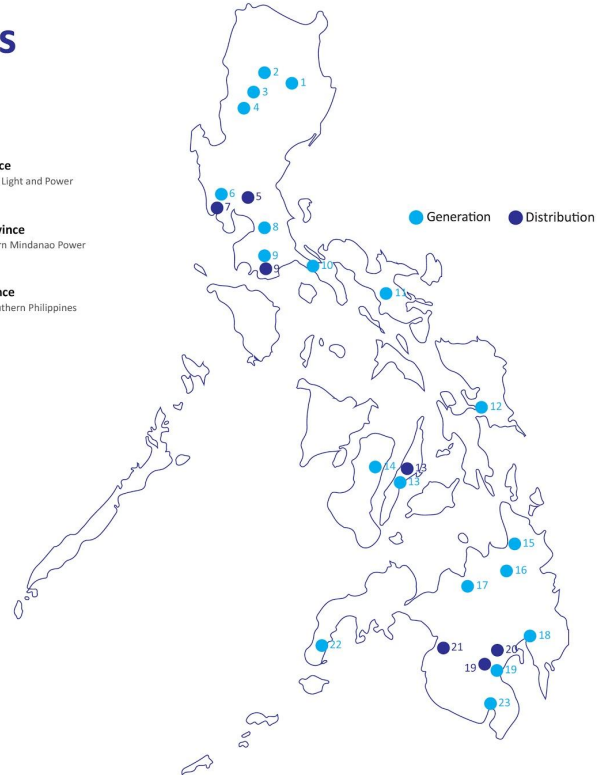
- Cotabato | Cotabato Light and Power Company

22 Zamboanga Province

- Zamboanga | Western Mindanao Power Corporation

23 Sarangani Province

- General Santos | Southern Philippines Power Corporation








Click on a link below to view recorded live tour of any sample asset:

[9: MakBan Geothermal | Renewable Asset - AP Renewables, Inc](#)

[13: Naga | Visayan Electric Company, Inc](#)

[13: Toledo | Thermal Asset - Therma Visayas, Inc](#)

ESG Assessment Ratings

		Score Reference	2018	2019	2020
	SAM (S&P Global)	0 (lowest) - 100 (highest) The higher the better.	10	23	40 ↑
	FTSE Russell	1 (lowest) - 5 (highest) The higher the better.	--	2.6	2.5 ↓
	Sustainalytics	0 (negligible) - 40+ (severe) The lower the better.	--	37.3	34.1 ↑
	MSCI	CCC (lowest) - AAA (highest) The higher the better.	BB	BB	BB
	CDP (Shared with AEV, climate change only)	D- (lowest) - A (highest) The higher the better.	D-	D-	D-

AboitizPower has been a consistent FTSE4Good Constituent Company for three years in a row and currently the only Philippine Power company which is part of this index.

Investor Relations Team



LIZA MONTELIBANO
Senior Vice President
Chief Financial Officer



JUDD SALAS
Vice President
Head of Investor Relations



MARK PEREZ
Manager
Investor Relations



IVY MANALANG
Officer
Investor Relations

AboitizPower welcomes inquiries from institutional and retail investors, analysts, and the financial community. Please contact:

Mr. Judd Salas

ap_investor@aboitiz.com

(63) 917 301 3469

For any shareholder related concerns, please contact:

Ms. Marinel E. Mangubat

aboitiz.shareholder.services@aboitiz.com

(63 2) 8 886 2800 local 21757

(63 32) 411 1757

Disclaimer

This presentation and the information contained herein ("Presentation") are the sole and exclusive property of Aboitiz Power Corporation ("AP") and shall only be used for the purpose intended herein. None of the information contained in this Presentation constitutes a solicitation, offer, opinion, or recommendation by AP to buy or to sell any securities or financial instrument or to provide any investment service or investment advice. AP gives no undertaking and is under no obligation to provide the recipient with access to any additional information or to update this Presentation or to correct any inaccuracies in it which may become apparent, and reserves the right, without giving reasons, at any time and in any respect to amend the information described herein. The information contained in this Presentation is based on carefully selected sources believed to be reliable but no representation or warranty as to its accuracy or completeness is made. All statements in this Presentation, other than statements of historical facts, that address activities, events, or developments that AP expects or anticipates will or may occur in the future (including but not limited to projections, targets, estimates and business plans) are forward-looking statements. AP's actual results or developments may differ materially from those which are expressed or implied in these forward-looking statements as a result of various factors and uncertainties, including but not limited to price fluctuations, actual demand, exchange rate fluctuations, market shares, competition, changes in legal, financial and regulatory frameworks, international economic and financial market conditions, political risks, cost estimates, and other risks and factors beyond our control. Your use of the Presentation shall be at your sole risk and you shall form your own conclusions as to the reliability of any information presented and as to any conclusions to be drawn therefrom. AP shall not be directly or indirectly liable, in any way, for any inaccuracies, errors, or omissions in the Presentation, including but not limited to any quotes or financial data contained therein, nor for any damages resulting therefrom. Any opinion/data/forward-looking statements herein reflected may be subject to change by AP without notice.

